

Libraries 2010 Triennial Survey Initial Results and Key Findings

Steve Hiller

UW Libraries Council

July 8, 2010

Libraries 2010 Triennial Survey

Preliminary Findings

- Record number of faculty and graduate student responses
- Satisfaction ratings highest ever for faculty and grads; slightly lower for undergrads at all 3 campuses
- Library contributions to teaching, learning, research and overall success rated very high
- Substantial increase in use and satisfaction with library delivery services (ILL, pull and scan)
- Online access to and delivery of scholarly information are driving research and scholarship
- Faculty and grad students chose access to digitized local collections (including theses) as top new/expanded service

UW Libraries Triennial Survey

Number of Respondents and Response Rate 1992-2010

<http://www.lib.washington.edu/assessment/>

	2010	2007	2004	2001	1998	1995	1992
Faculty	1634 39%	1455 36%	1560 40%	1345 36%	1503 40%	1359 31%	1108 28%
Grad/Prof Students(UWS)	640 32%	580 33%	627 40%	597 40%	457 46%	409 41%	560 56%
Undergrads (UWS)	365 16%	467 20%	502 25%	497 25%	787 39%	463 23%	407 41%

Some Strategic Priorities 2007-2010

- Expand digital and physical delivery services
- Enhance library contributions to research productivity
- Raise visibility and effectiveness of librarian liaisons
- Inform UW researchers/authors about good scholarly communications practices
- Strengthen library role in undergraduate learning
- Reshape library spaces to enhance user experiences
- Provide or make available the information resources and content faculty and students need

UW Libraries 2010 Triennial Survey

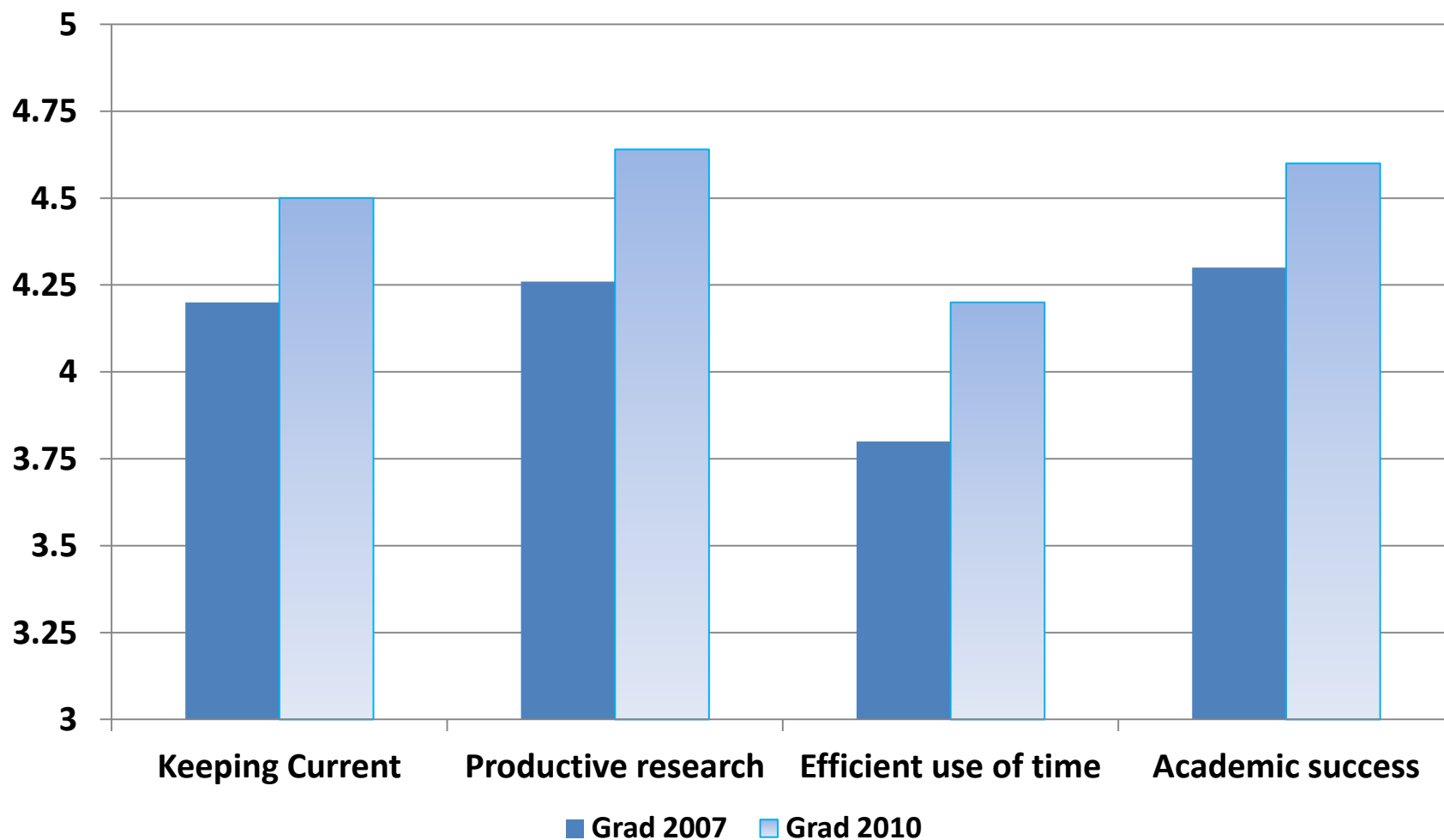
Libraries Contribution to:

(Scale of 1 “Minor” to 5 “Major”)

Mean scores; %= those marking 4 or 5	Faculty 1622 surveys (39% response)	Graduate Students 680 surveys (32% response)
Keeping current in your field	92% 4.67	90% 4.53
Finding information in related fields or new areas	90% 4.56	91% 4.57
Being a more productive researcher	92% 4.63	93% 4.64
Enriching student learning experiences	77% 4.18	92% 4.60
Overall academic success		
Making more efficient use of your time	87% 4.46	80% 4.21

Libraries Contribution to Graduate Students:

(Scale of 1 “Minor” to 5 “Major”)



Federally Funded Researchers are Dependent on Library Resources, Especially Journals

Triennial survey comparison of faculty who use federal research \$ and those who don't	Fed Research \$ N=846	No Fed Research \$ N=718
Visit library in person 2x week or more	3%	14%
Use library remotely 2x week or more	82%	71%
Keeping current in your field	4.73	4.61
Being a more productive researcher	4.69	4.57
Importance of current journals	4.86	4.74
Importance of older journals	4.03	3.75
Importance of journal article databases	4.58	4.18
Impact of journal reductions on work	4.40	4.22
Impact of fewer books purchased	3.00	3.65

Subject Librarian/Liaison Visibility and Rating

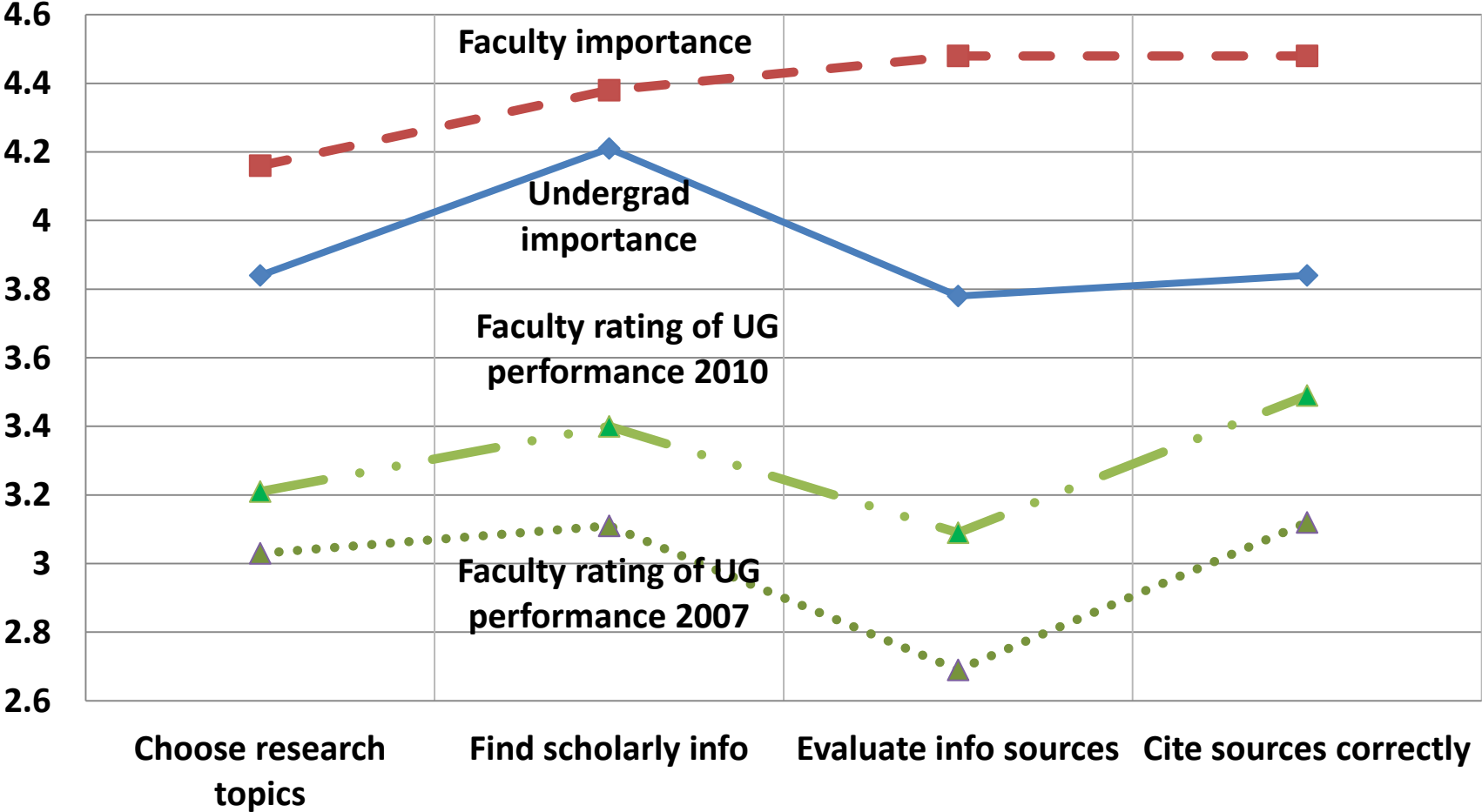
	2010	2007	2004
Faculty			
Rating	4.37	4.37	4.36
Visibility	62%	59%	45%
Grad Students			
Rating	4.22	4.09	4.21
Visibility	58%	48%	40%

Services Satisfaction and Visibility by Group

2007/2010

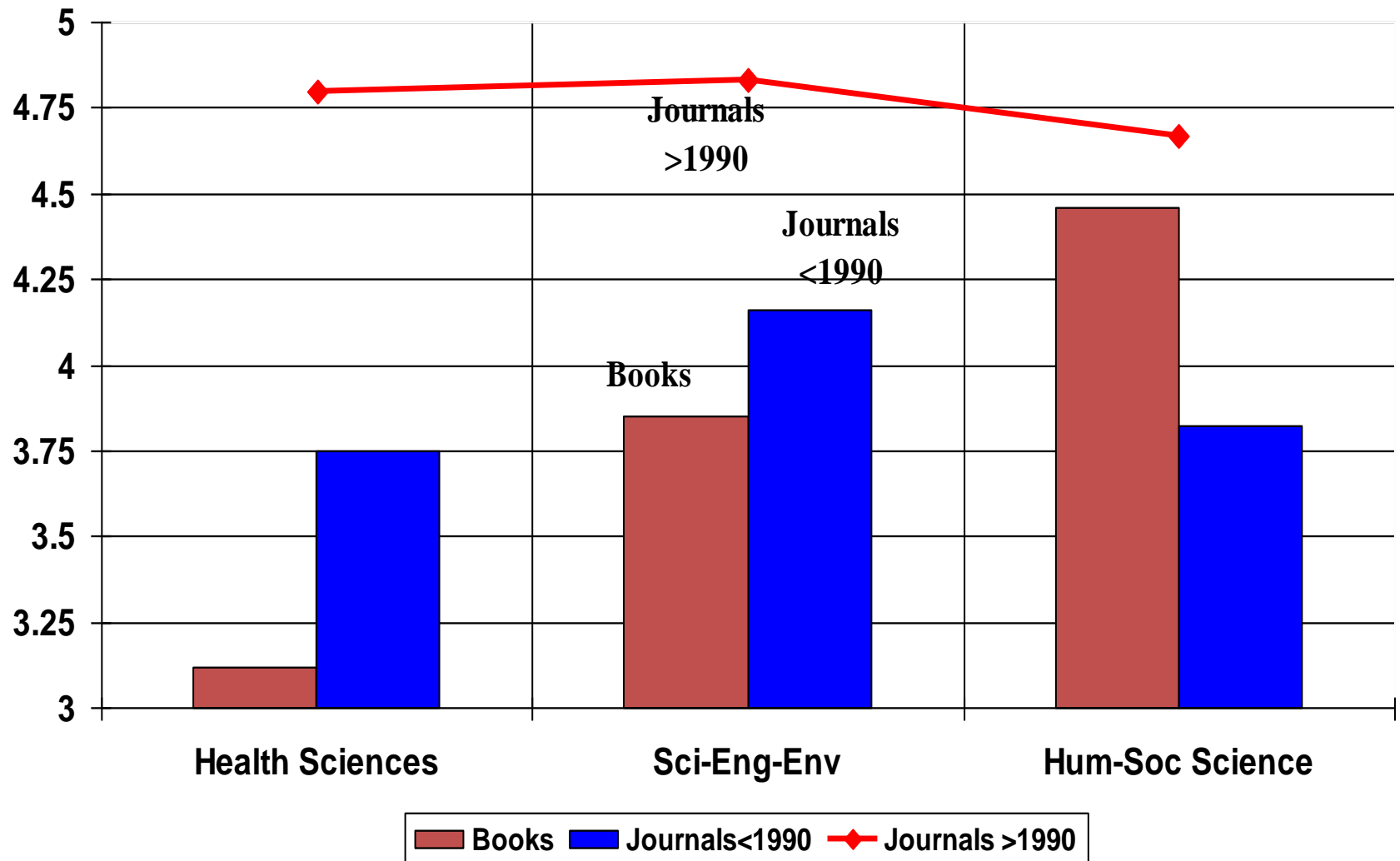
	2010 Satisfaction	2010 Visibility	2007 Satisfaction	2007 Visibility
Instruction - S is up, V is down				
Faculty	4.45	34%	4.27	52%
Grad	4.20	42%	3.80	55%
Undergrad (usefulness)	3.36	44%	3.21	49%
Staff assistance - S is up, V is the same				
Faculty	4.48	75%	4.42	76%
Grad	4.30	75%	4.06	75%
Undergrad	4.04	75%	3.94	69%
ILL Books and Journals - S is up, V is up				
Faculty	4.44	77%	4.25	63%
Grad	4.45	81%	4.19	61%
Undergrad	4.06	57%	3.90	46%
Remote access to collect/services - ALL GOOD!				
Faculty	4.64	90%		
Grad	4.65	90%		
Undergrad	4.20	89%		

Importance to Undergraduate Research and Coursework Success



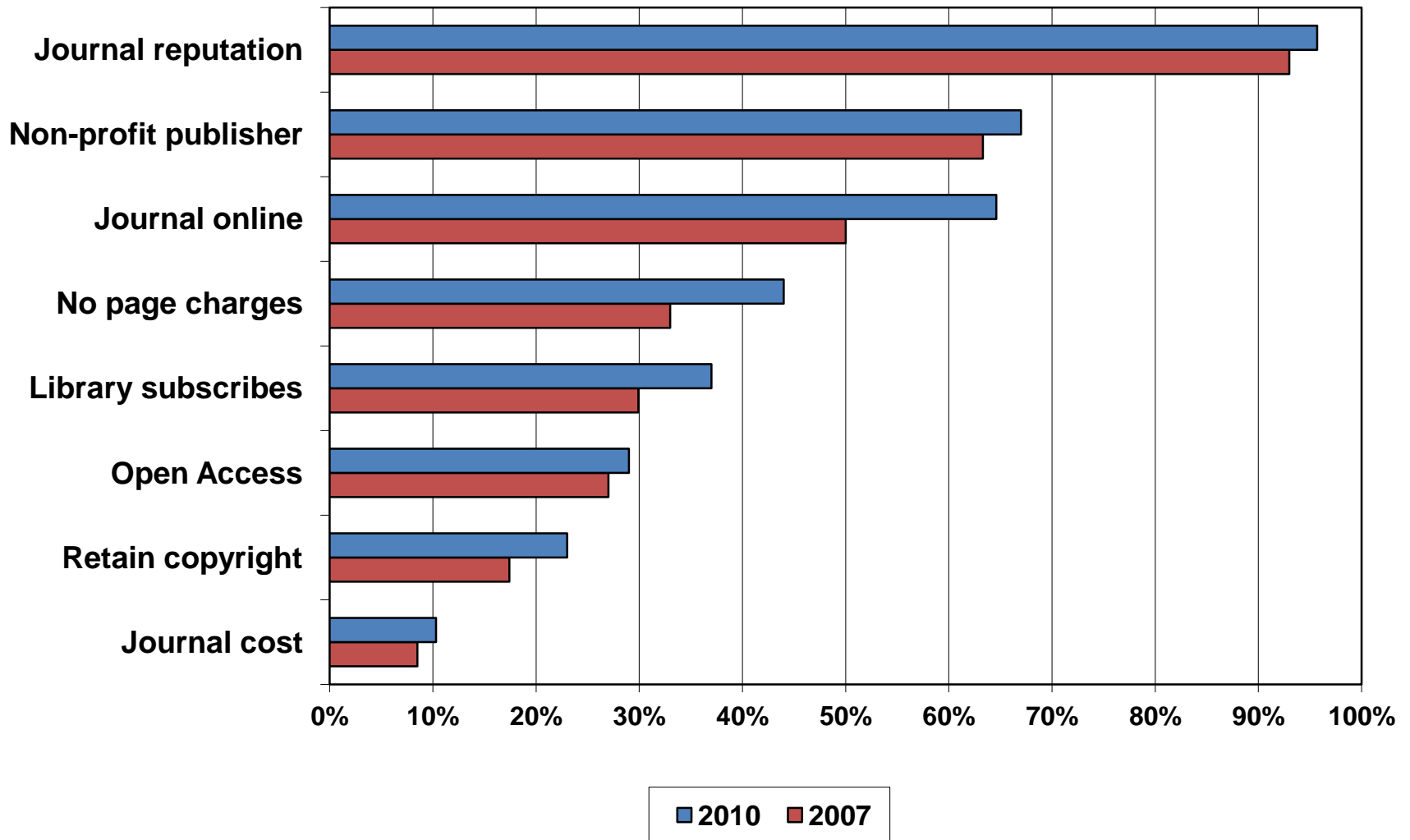
Importance of Books and Journals by Academic Area

(2010, Faculty, Scale of 1 “not important” to 5 “very important”)



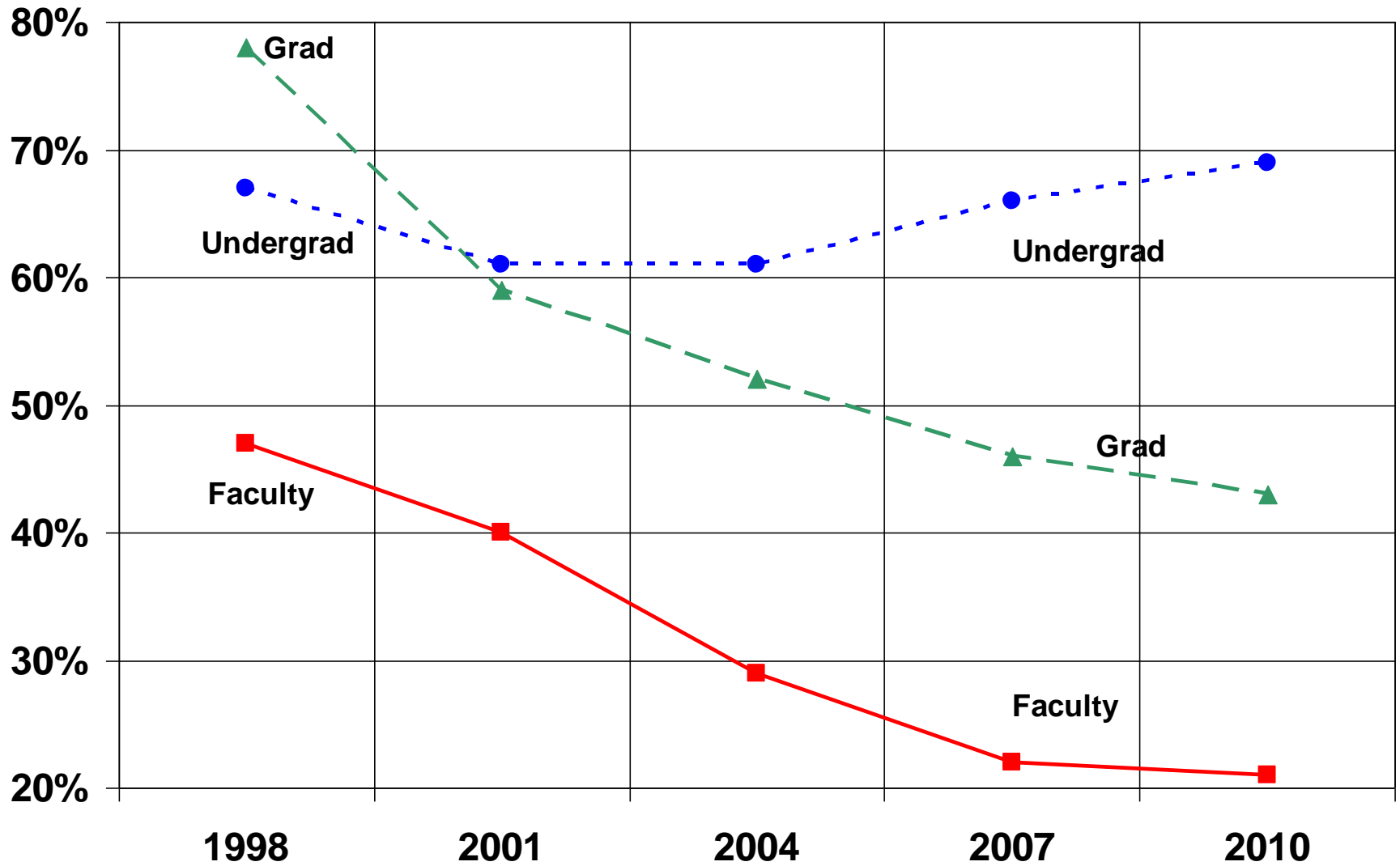
Scholarly Communication: Important Factors in Where Faculty Publish Journal Articles

(% Faculty marking 4 or 5 on scale of 1 “Not important” to 5 “Very important”)

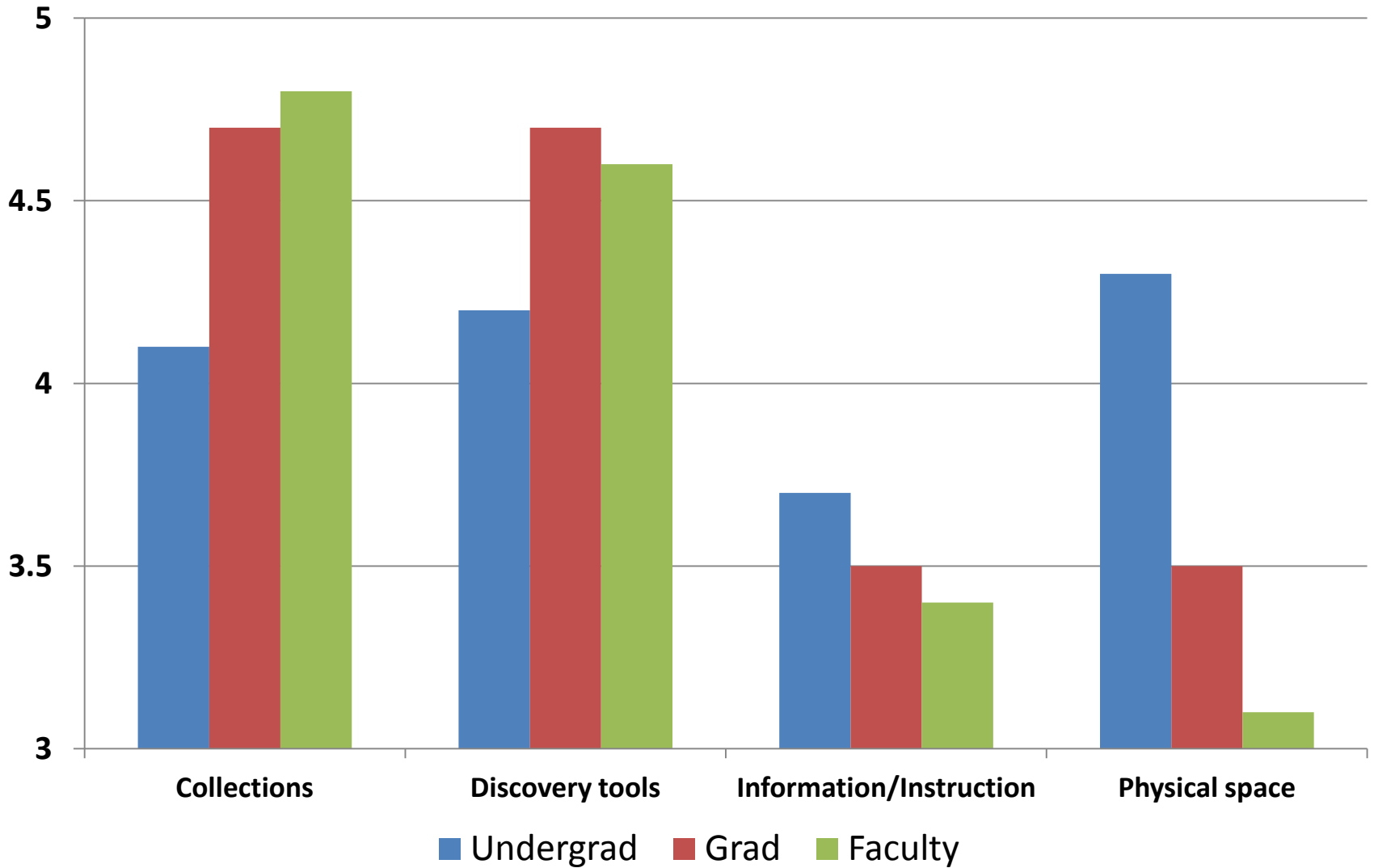


Frequency of In-Library Visits 1998-2010

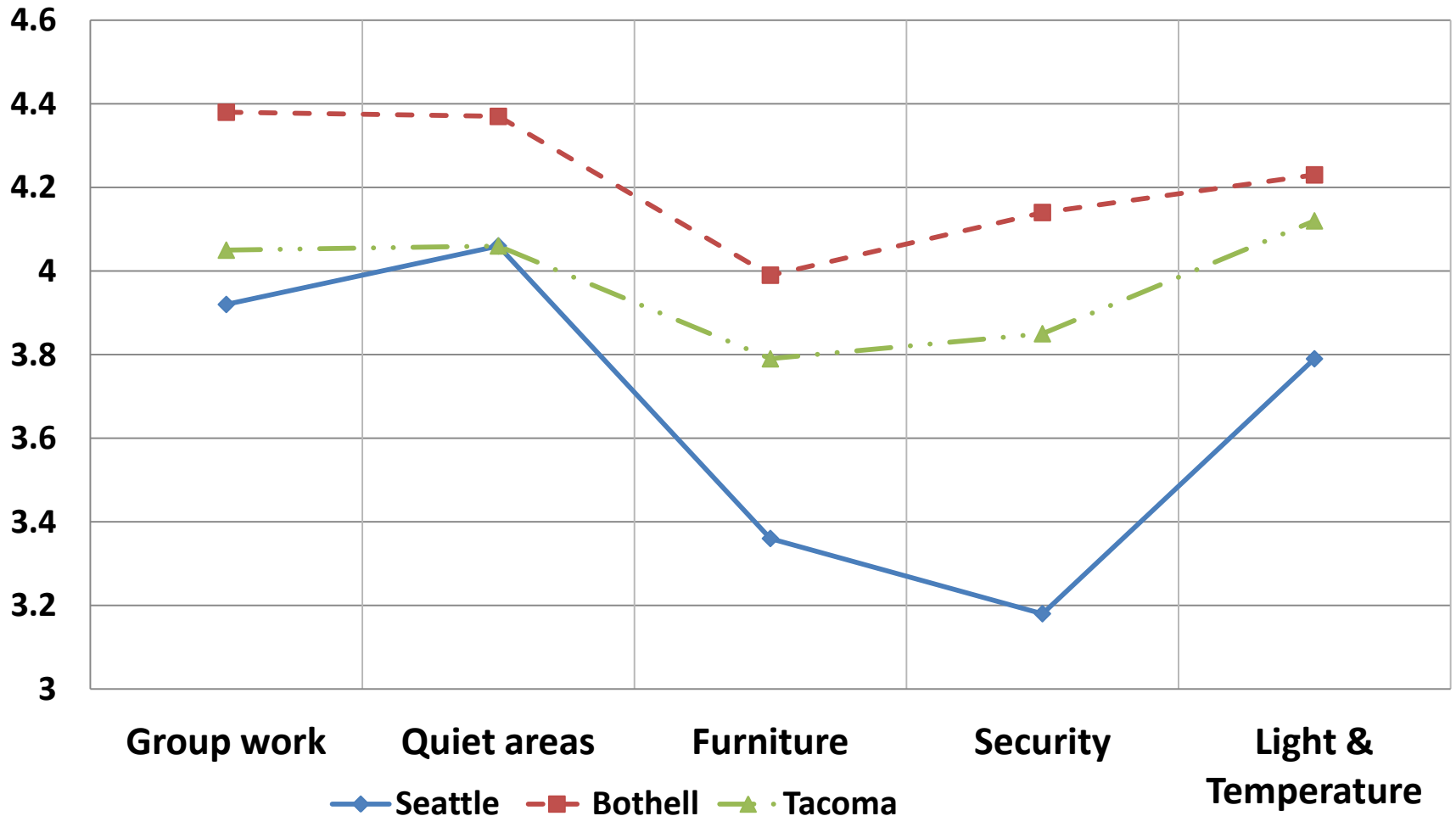
(Weekly or more often)



Overall Importance to Work by Group



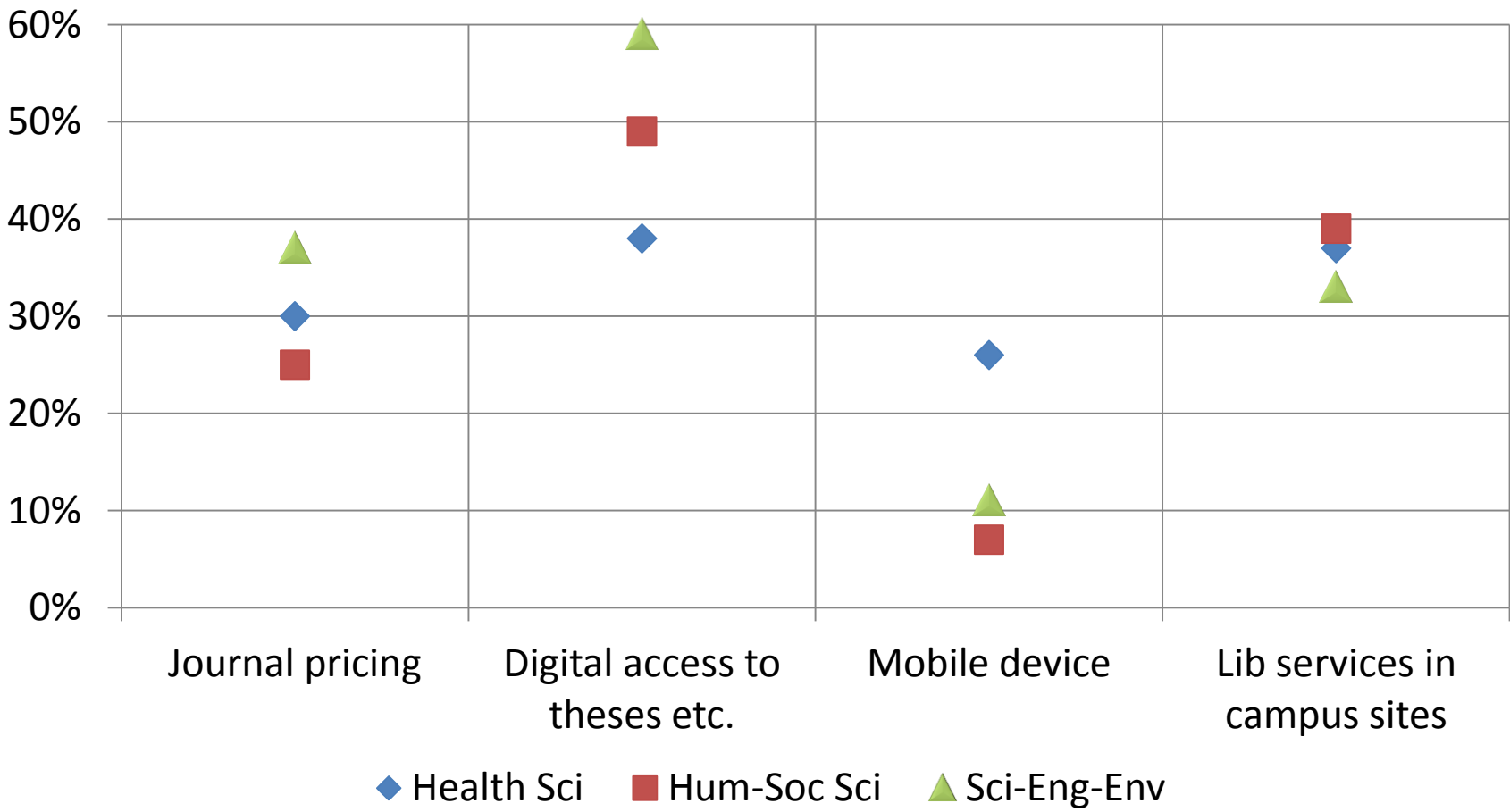
Undergraduate Satisfaction With Facilities by Campus



Most Useful New/Expanded Services

	Grad/Professional Students	Faculty
Digitize and make available UW Libraries collections such as theses, MSS, images	69%	46%
Support in managing, archiving and preserving research materials and data	43%	24%
Integrate library services and resources more fully into campus websites/courseware		37%
Advice and support on submitting papers and publications to journals and digital archives	31%	19%
Current information on journal publisher pricing and open access policies		30%

Faculty New/Expanded Services by Academic Area



Overall Satisfaction by Group 1995-2010

