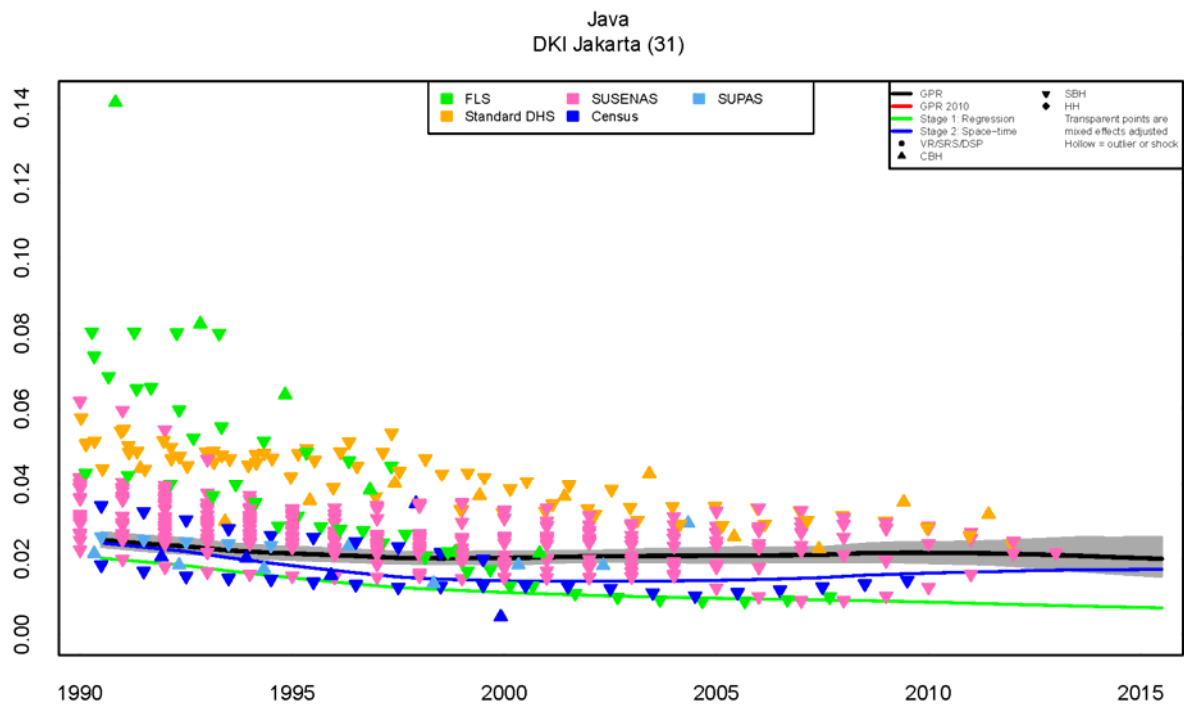
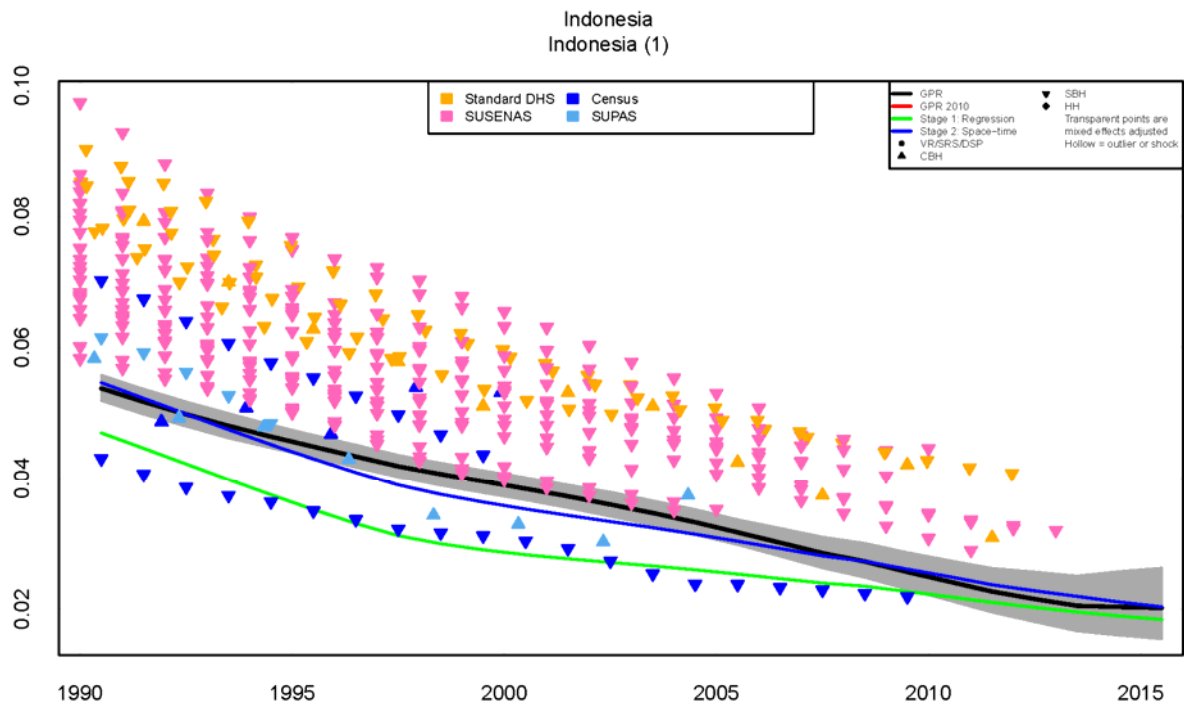
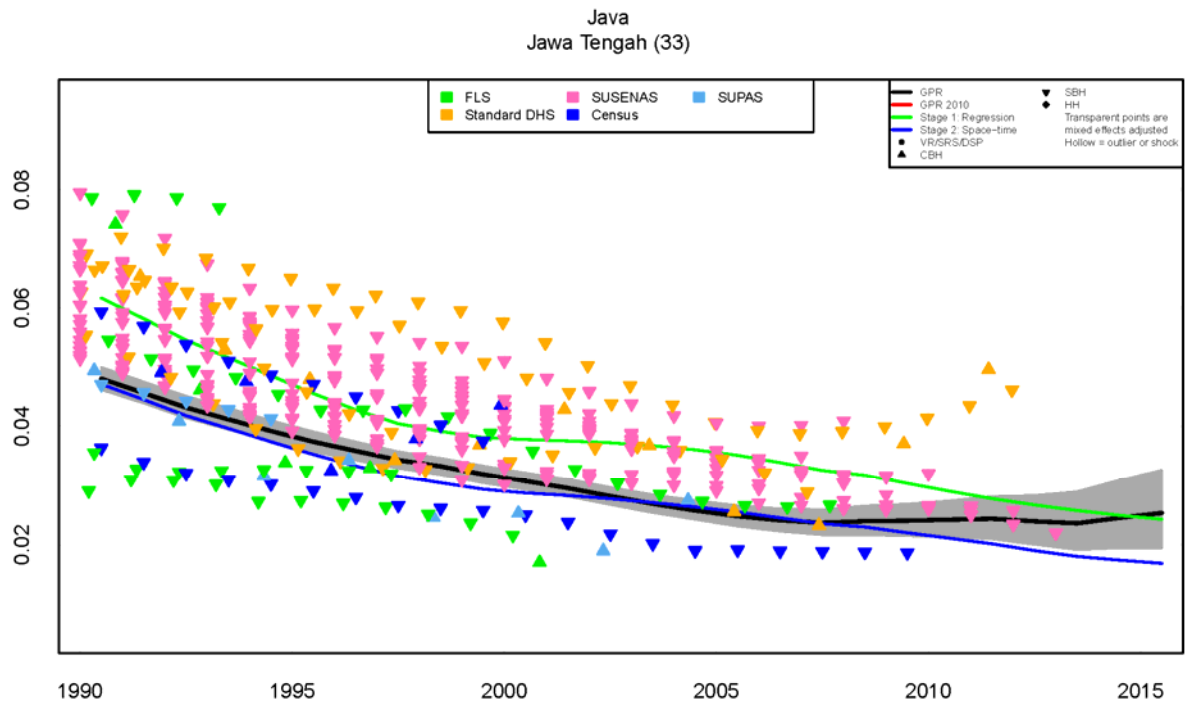
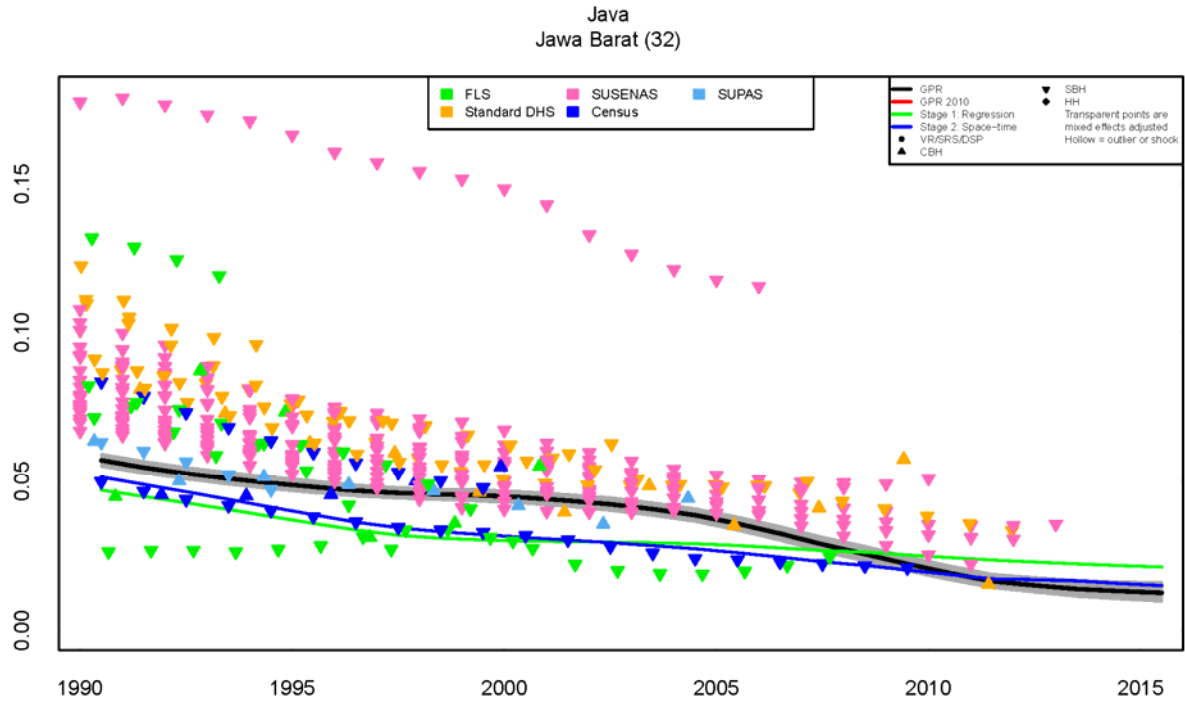
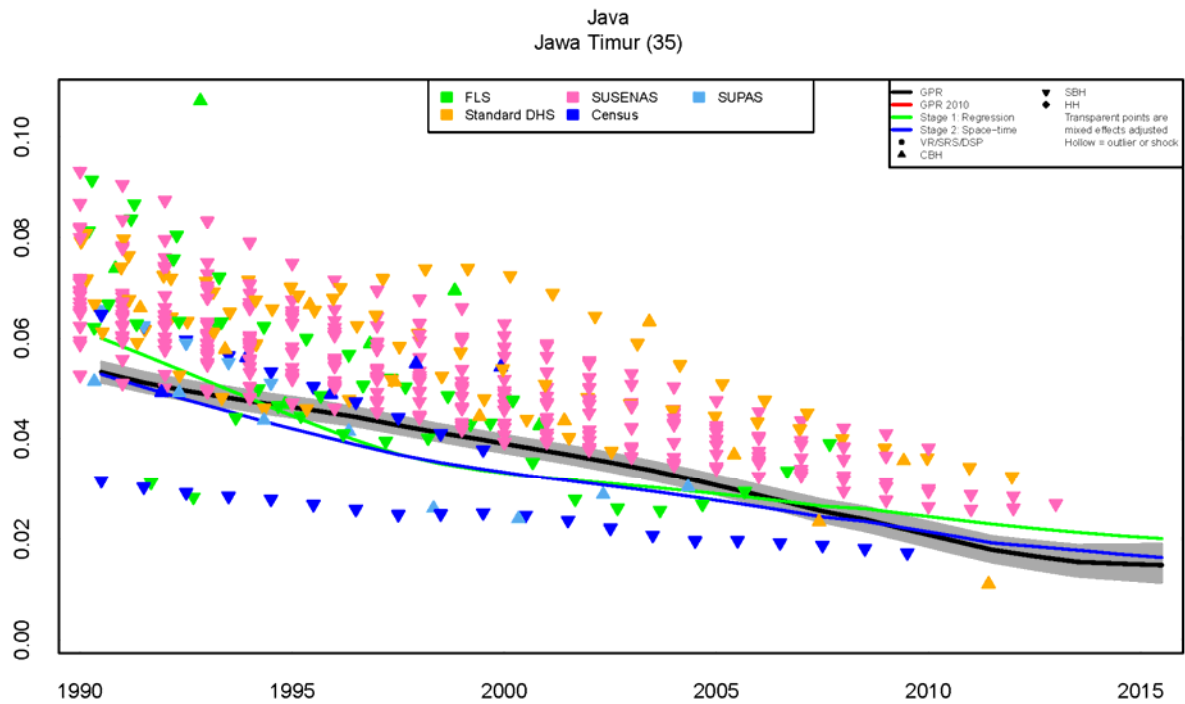
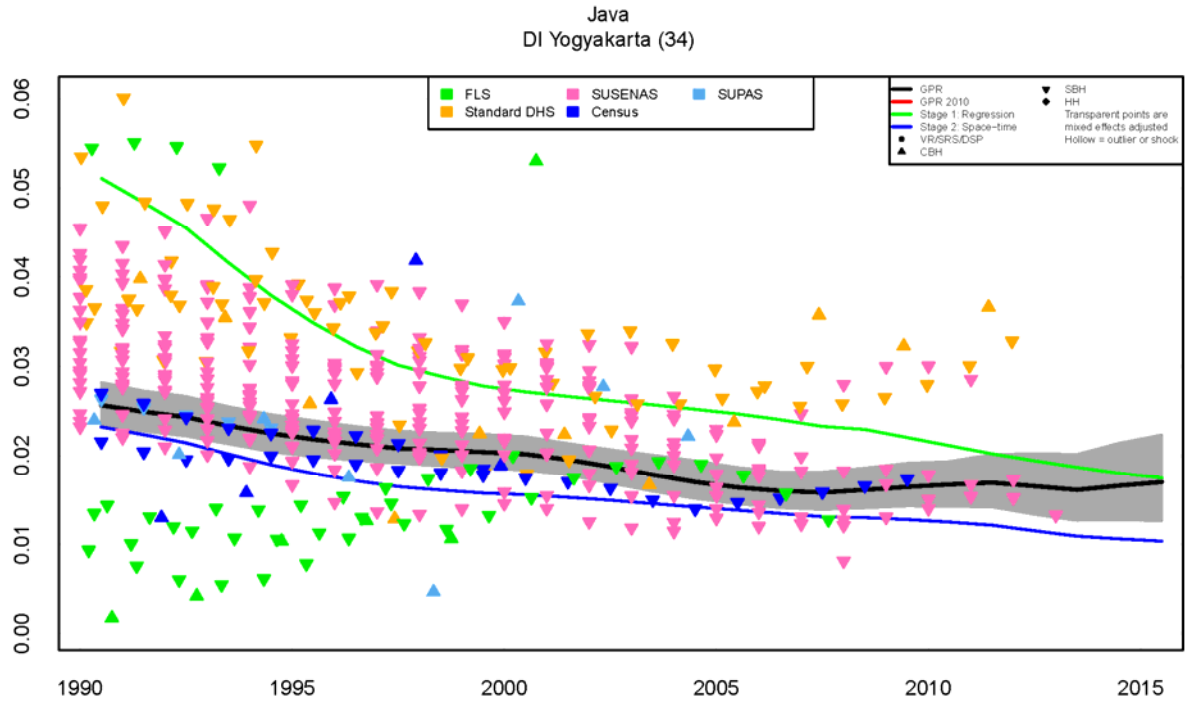


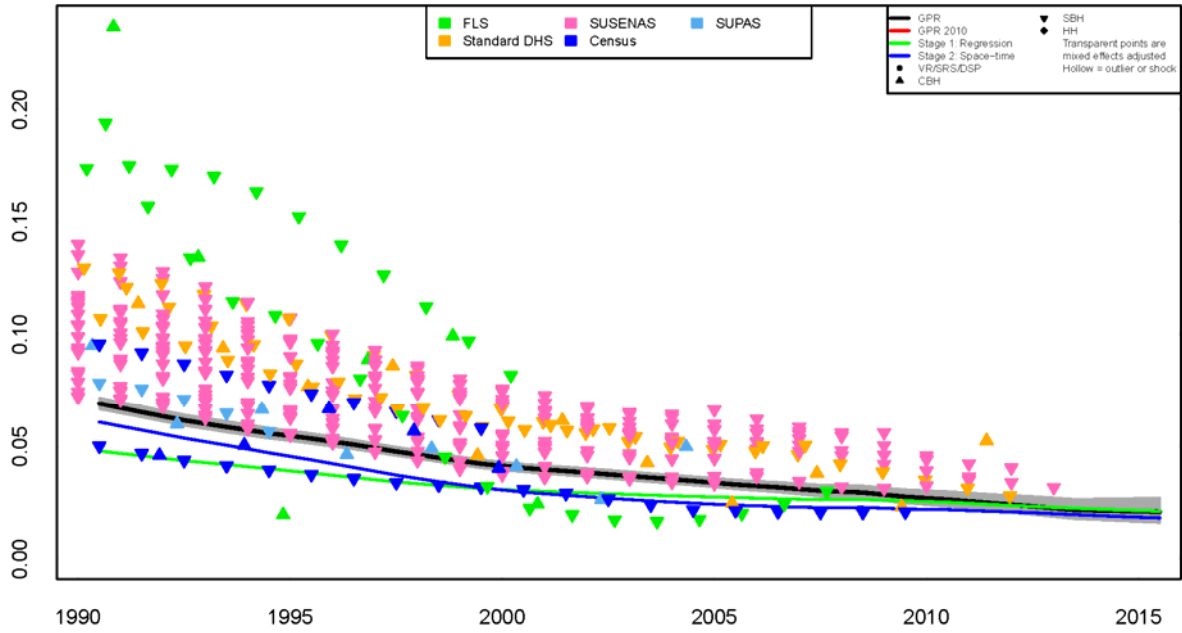
Supplementary Figure 1. Model results for 5q0 analysis by province, grouped by region.



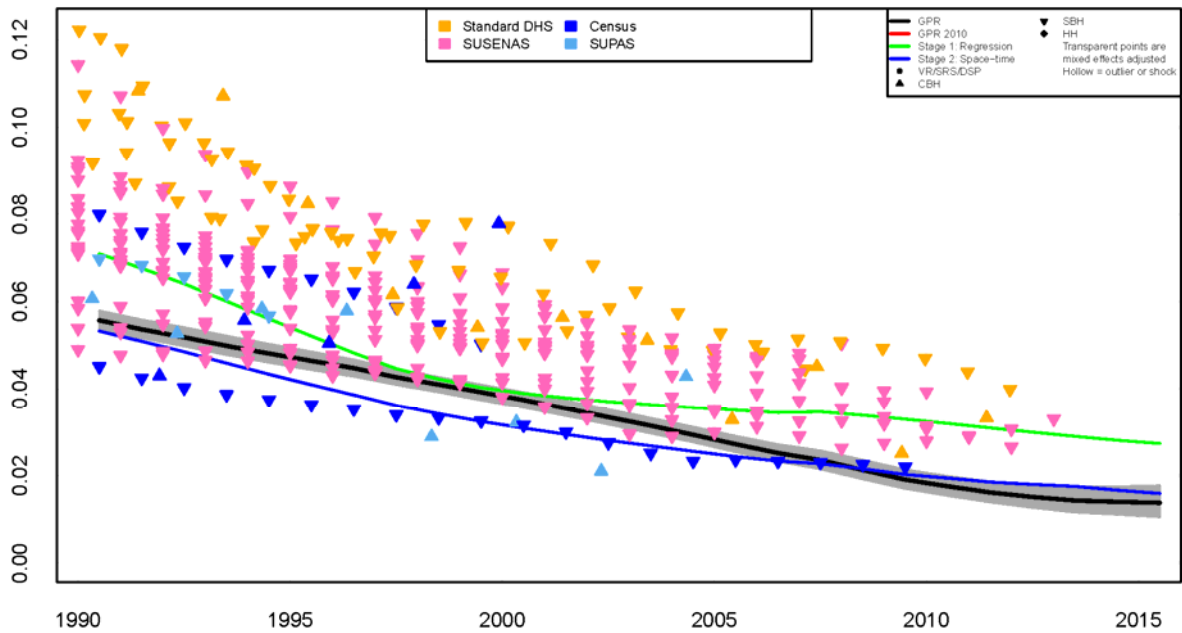




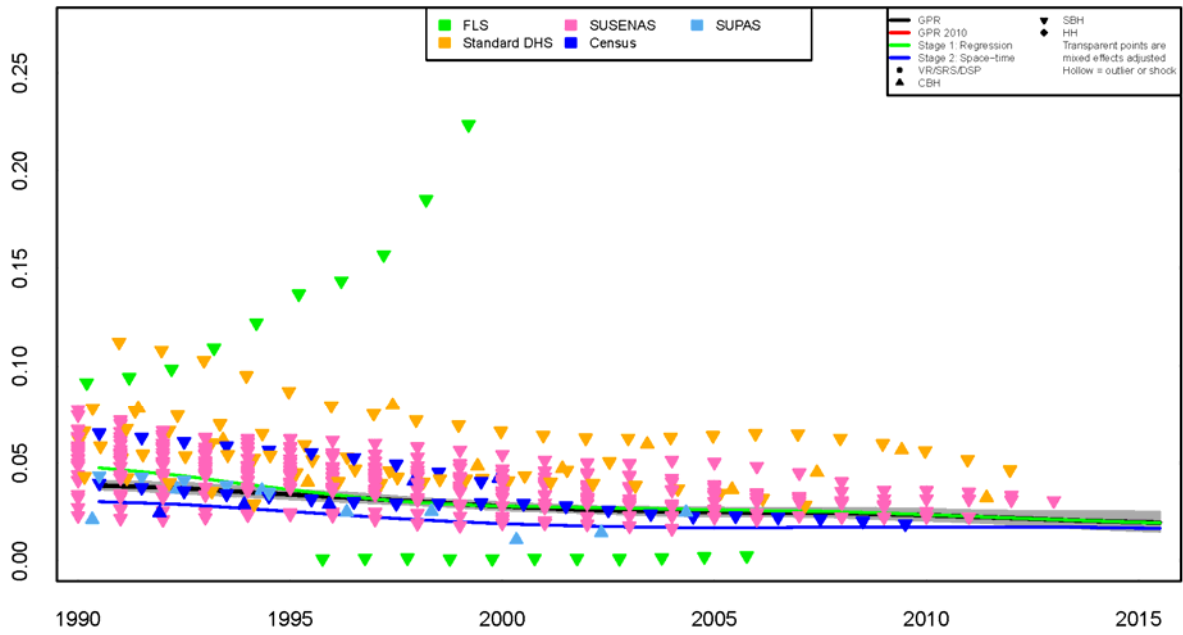
Java
Banten (36)



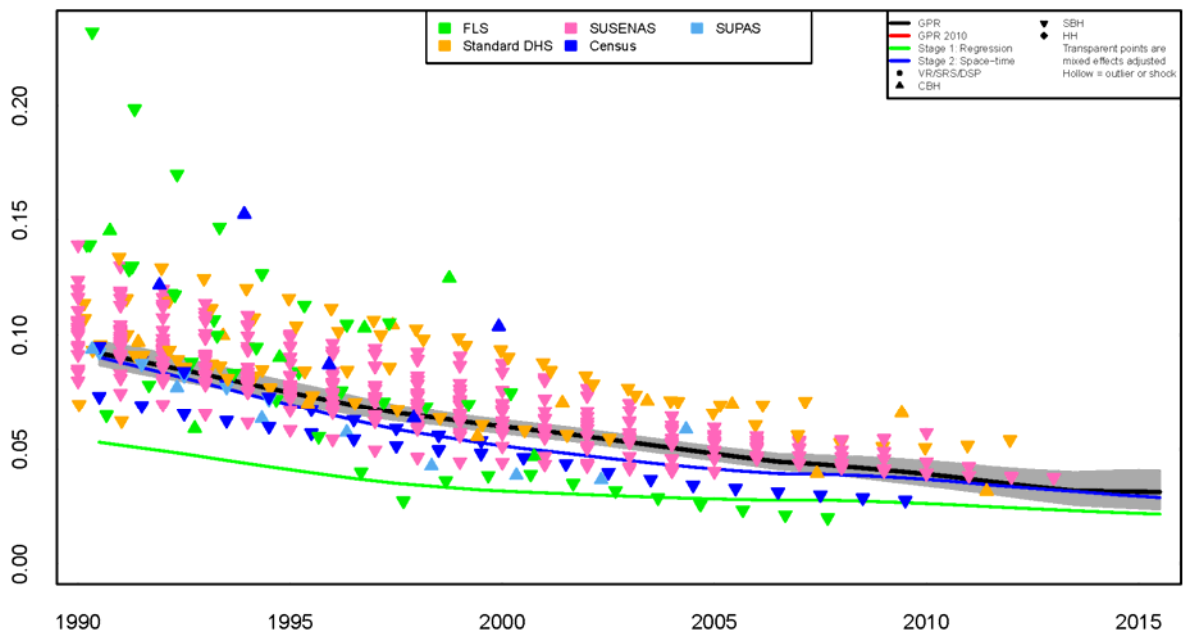
Kalimantan
Kalimantan Barat (61)

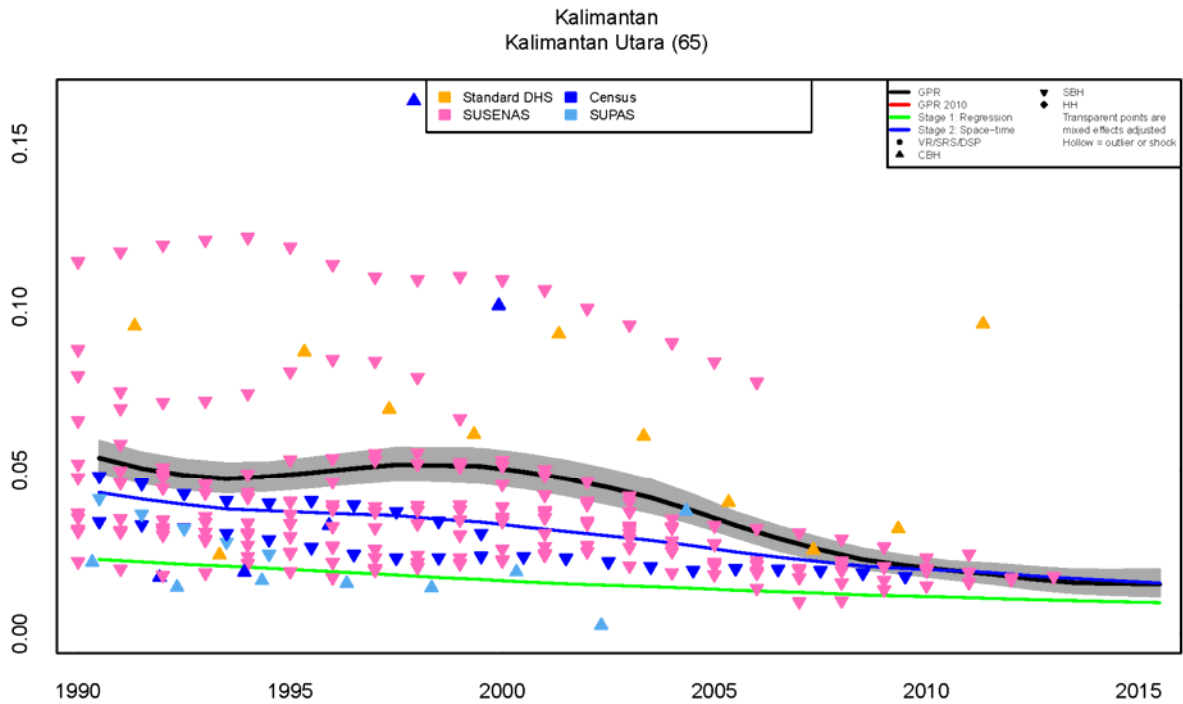
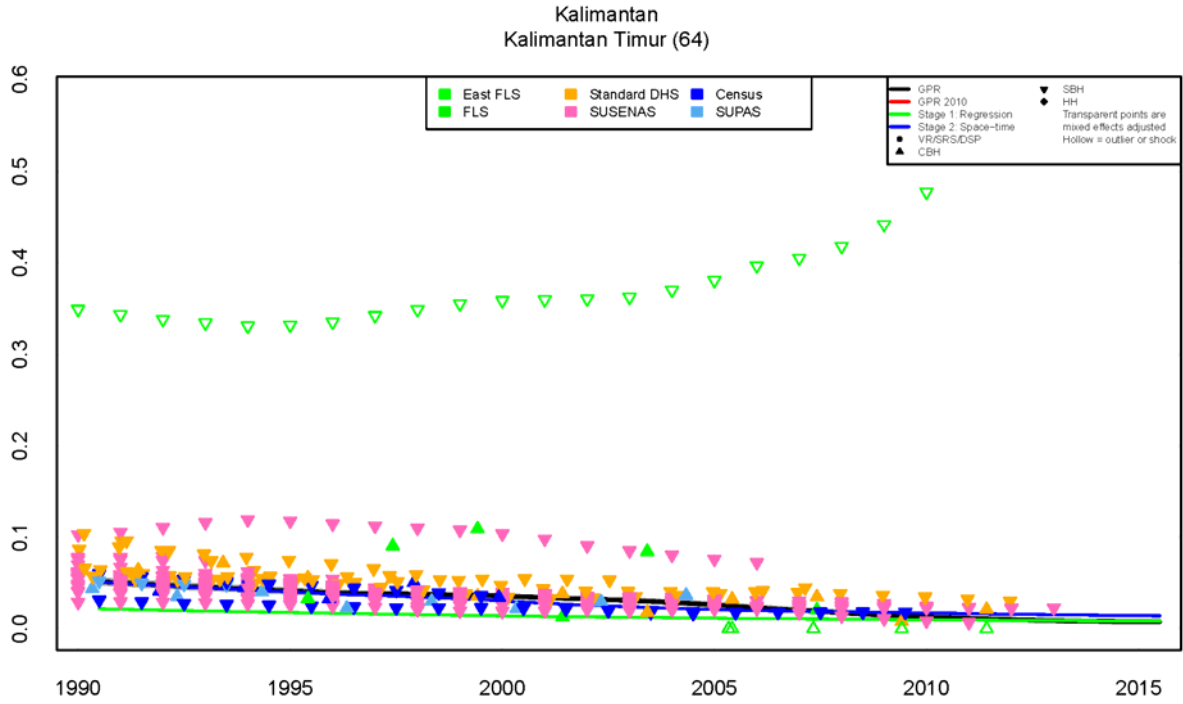


Kalimantan
Kalimantan Tengah (62)

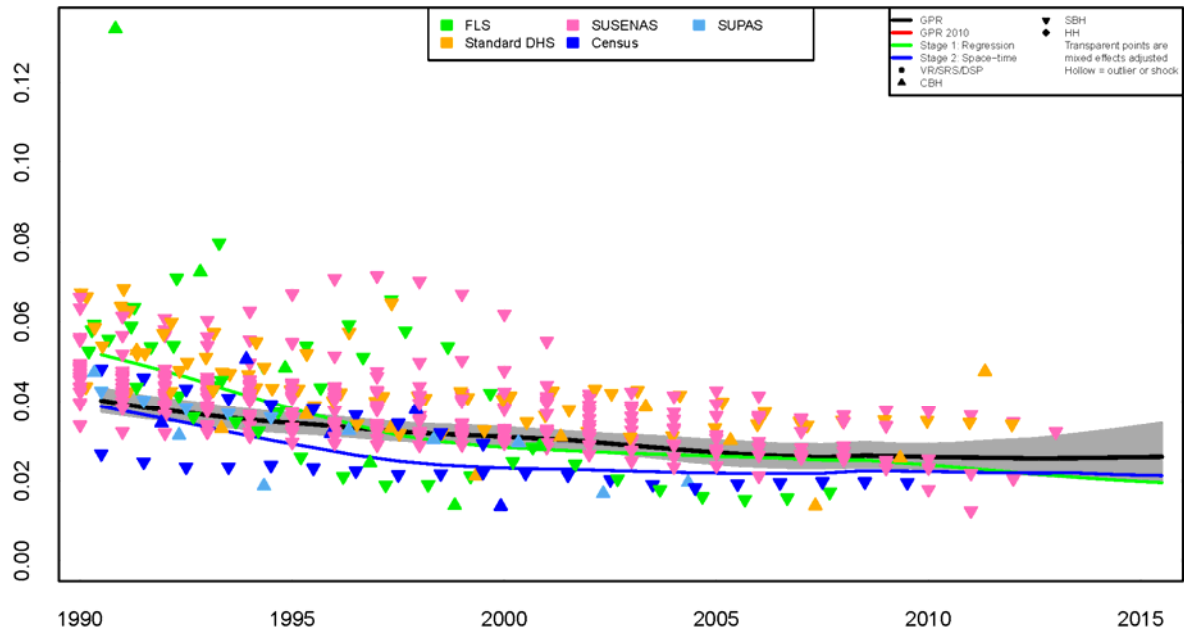


Kalimantan
Kalimantan Selatan (63)

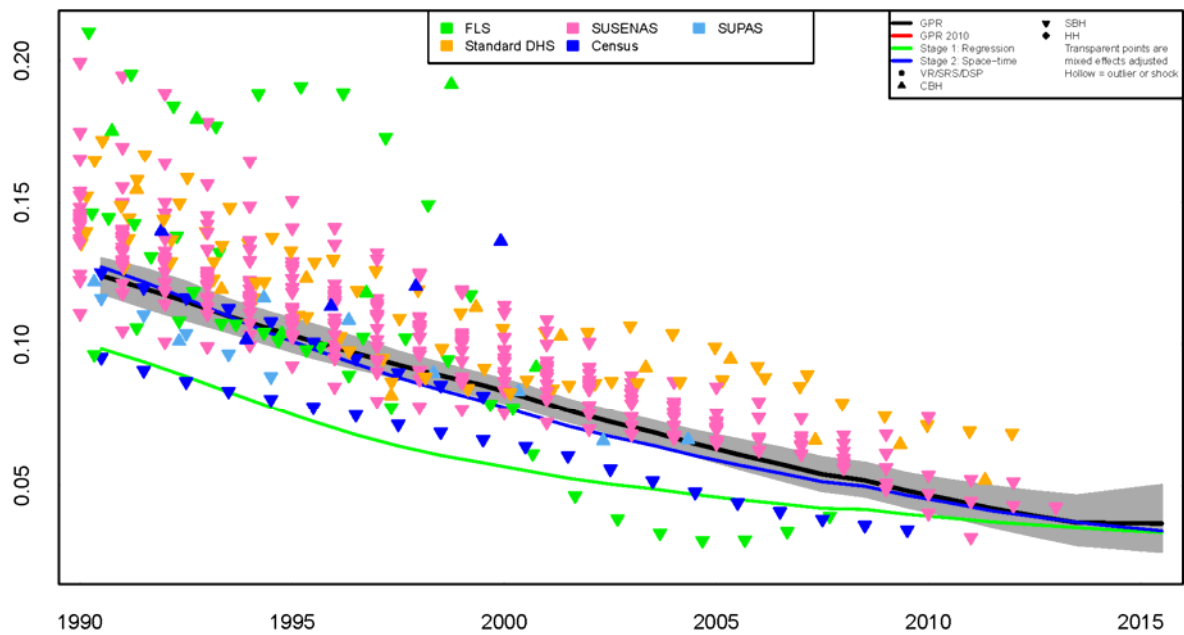


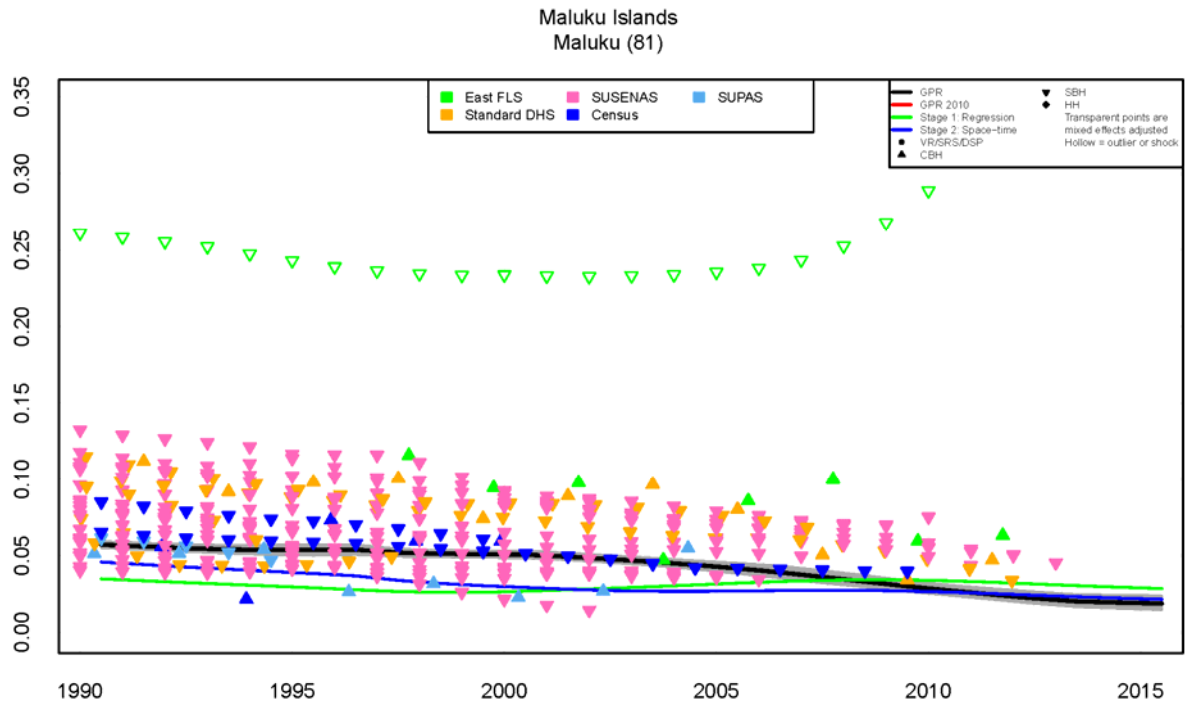
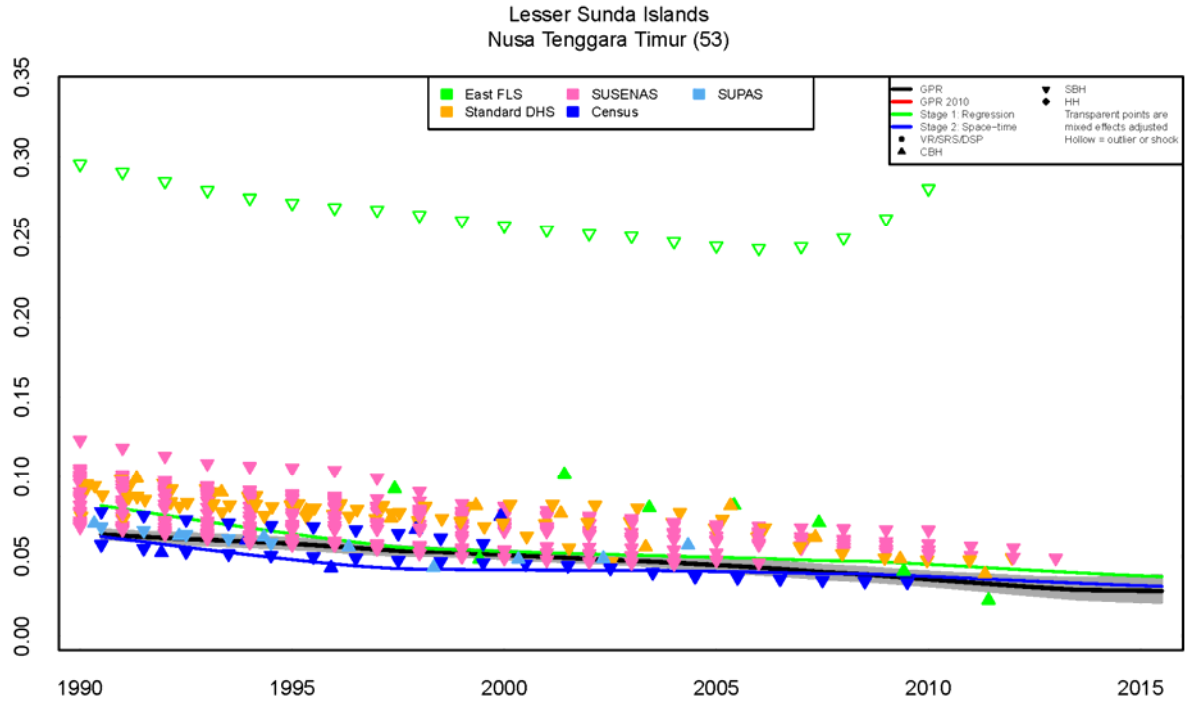


Lesser Sunda Islands
Bali (51)

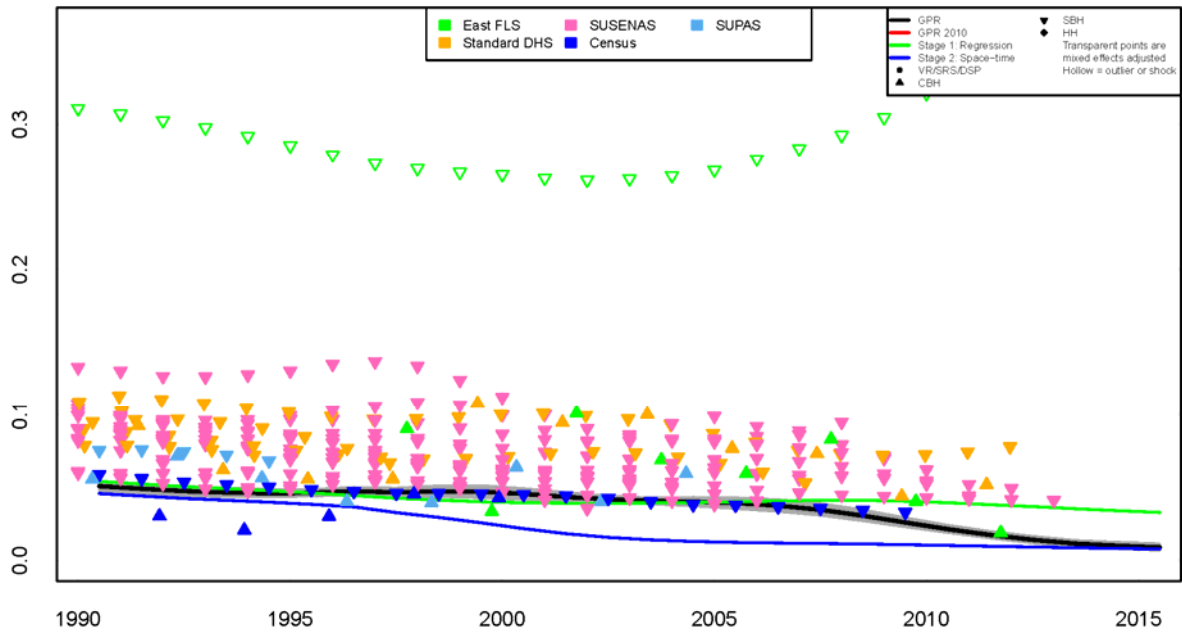


Lesser Sunda Islands
Nusa Tenggara Barat (52)

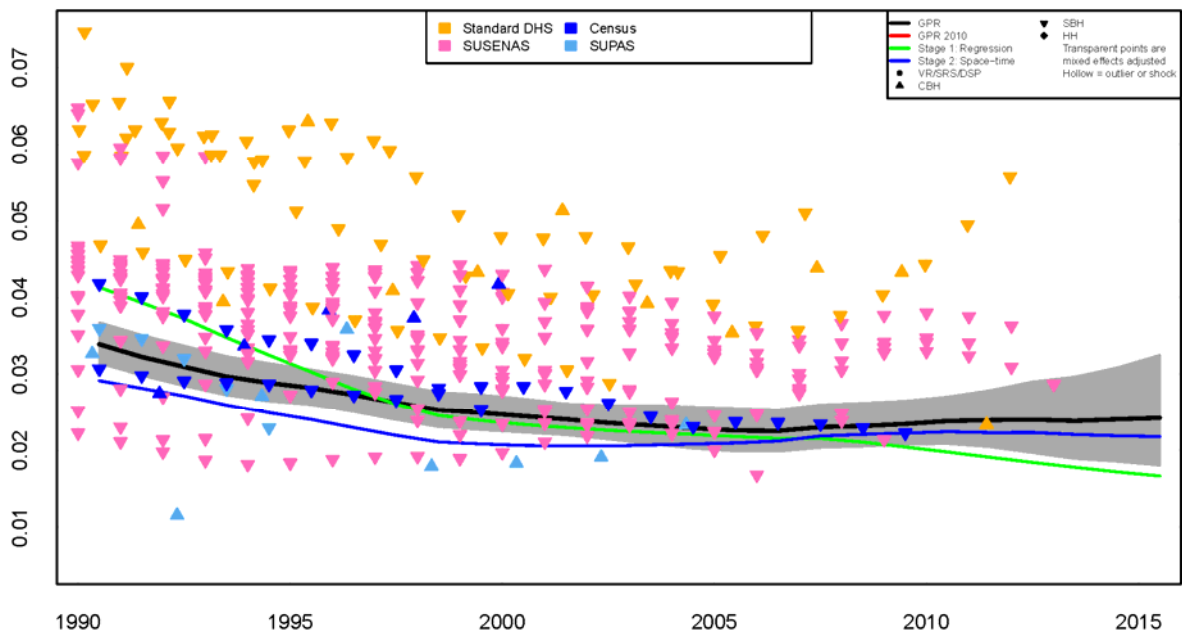


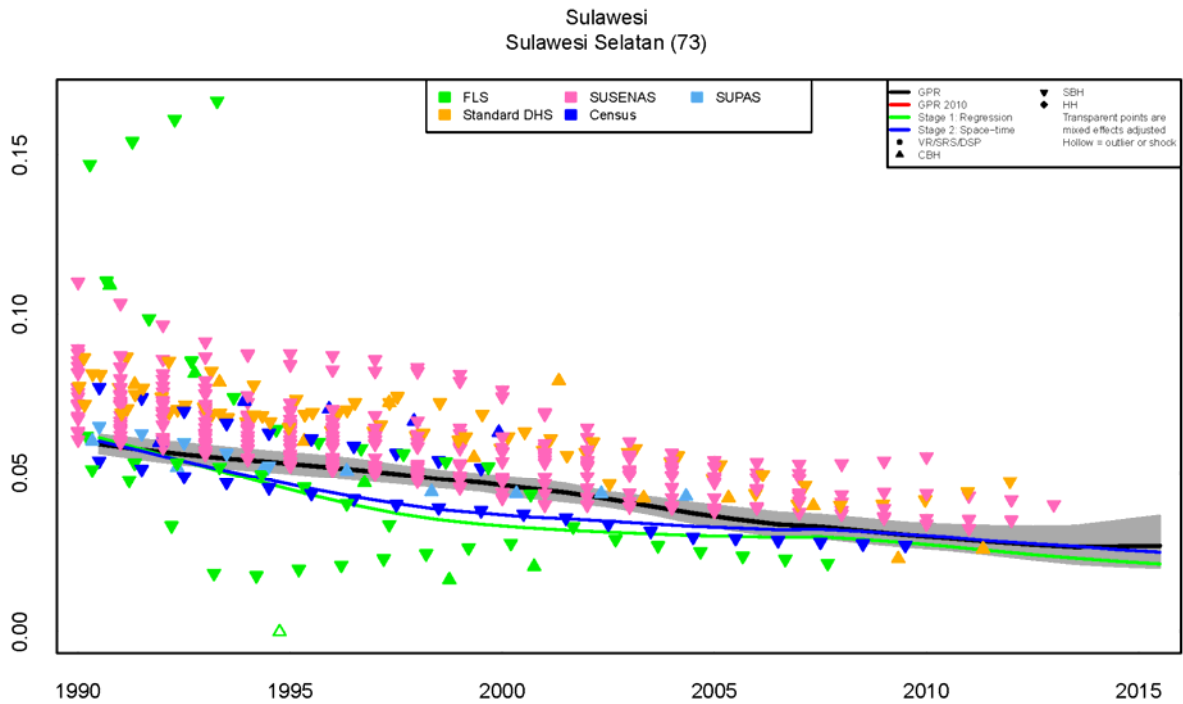
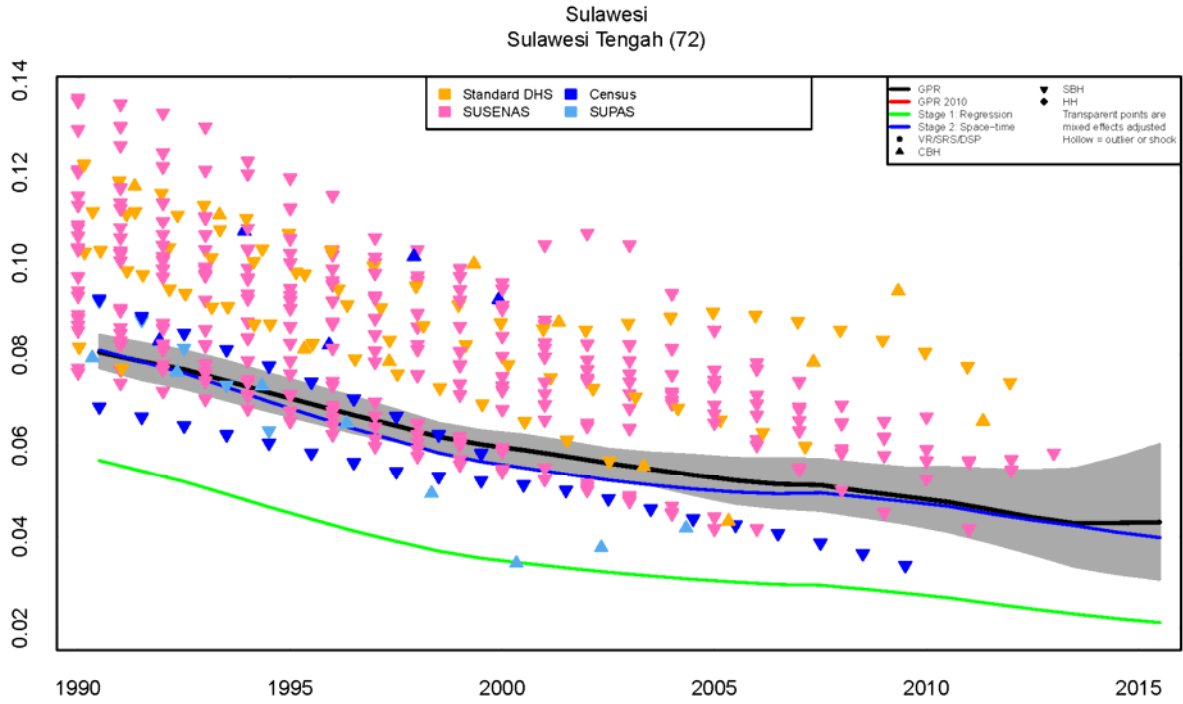


Maluku Islands
Maluku Utara (82)

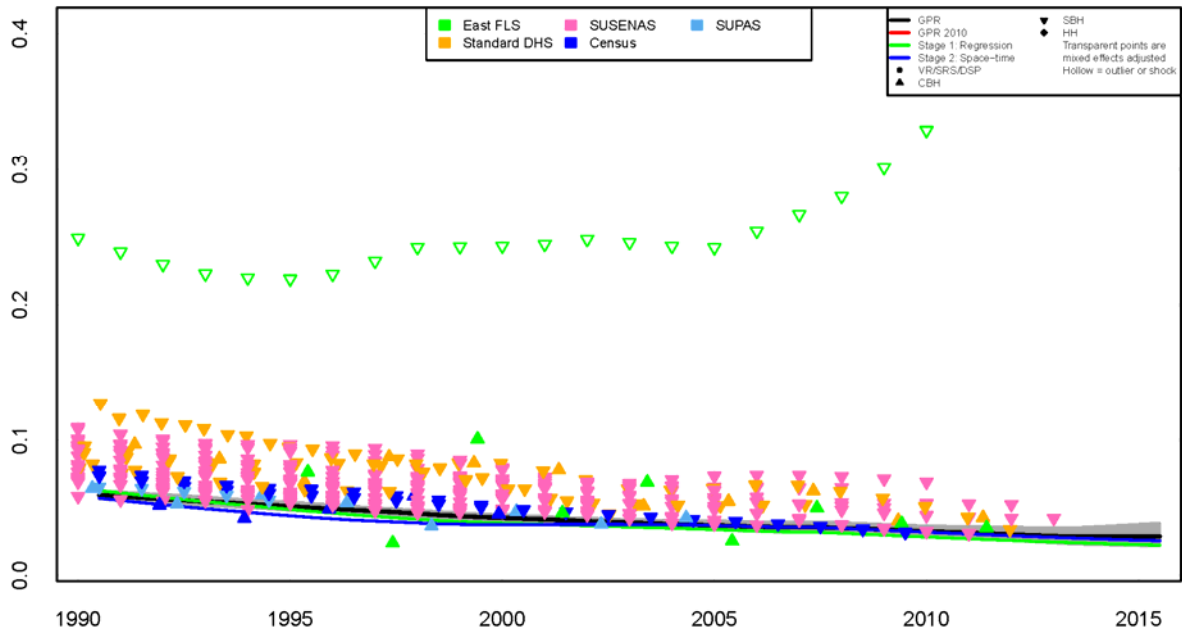


Sulawesi
Sulawesi Utara (71)

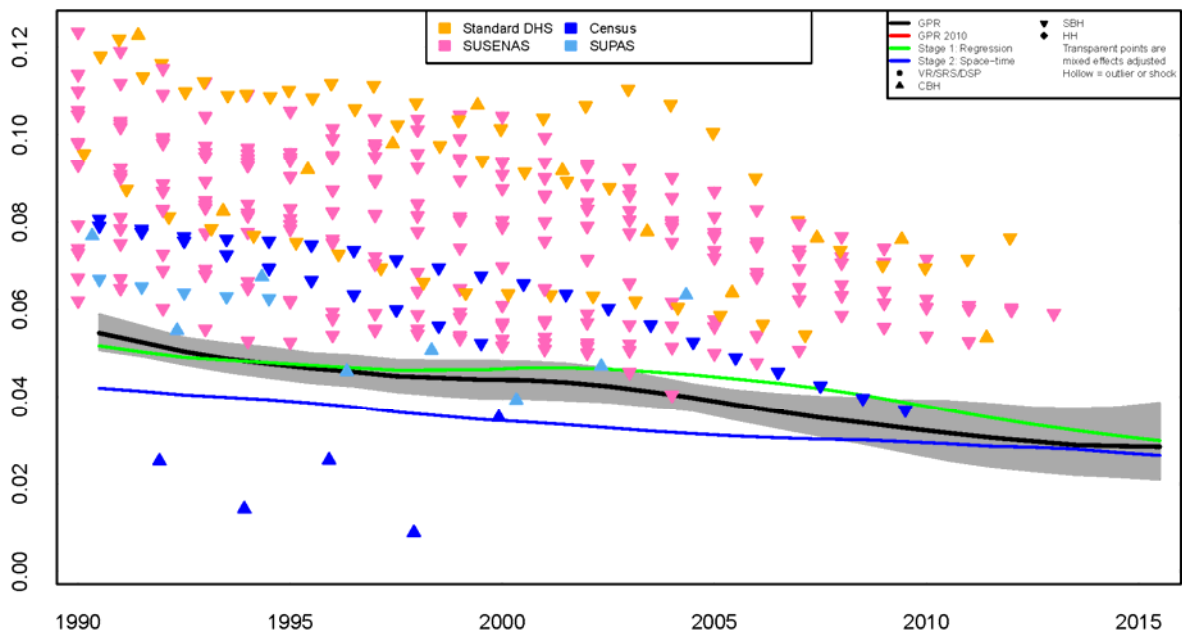




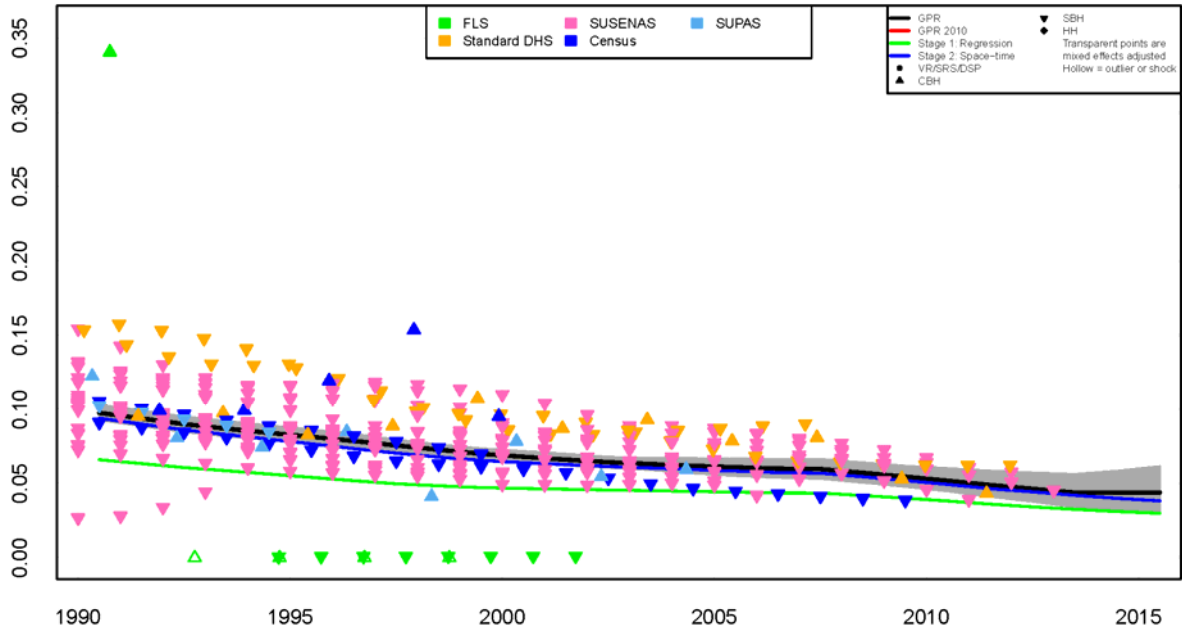
Sulawesi
Sulawesi Tenggara (74)



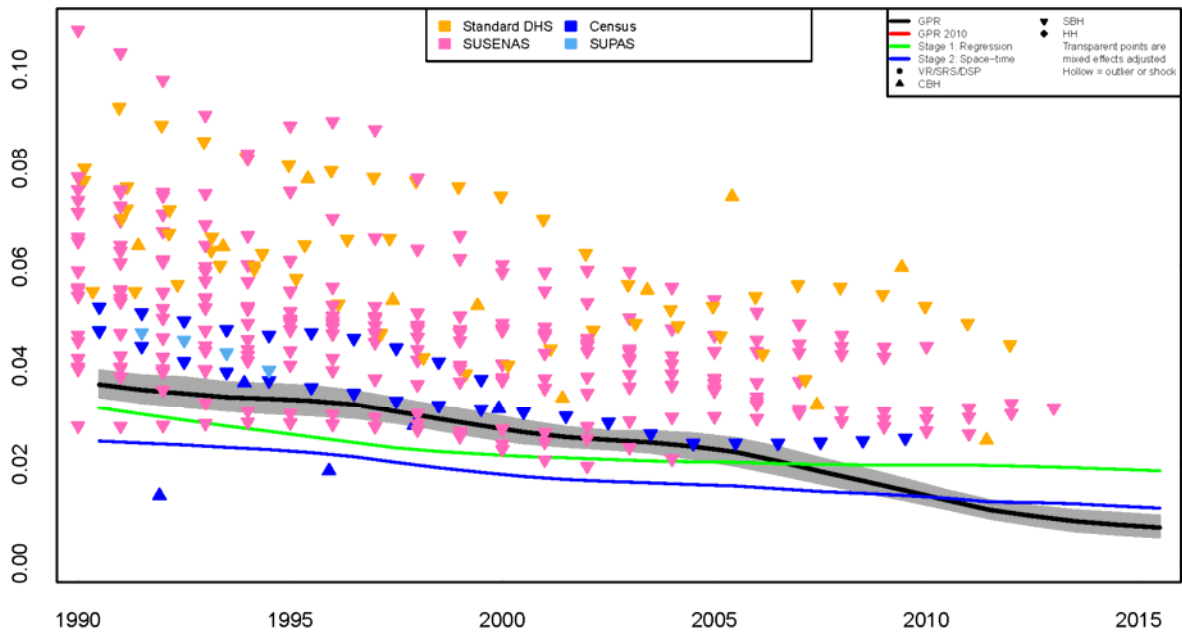
Sulawesi
Gorontalo (75)



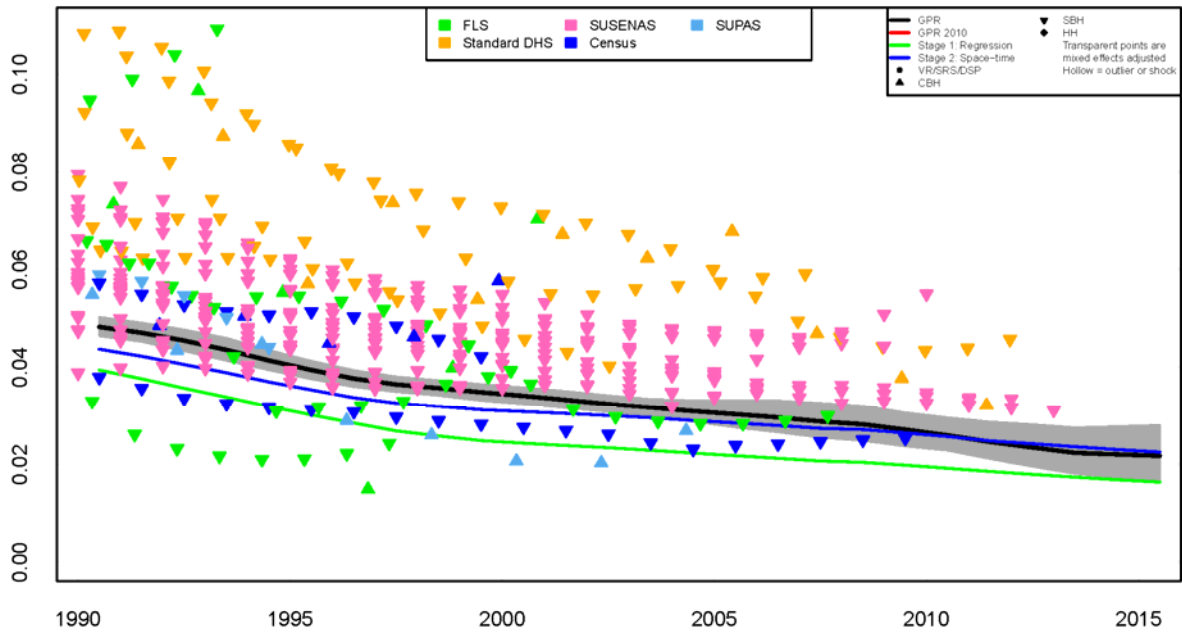
Sulawesi
Sulawesi Barat (76)



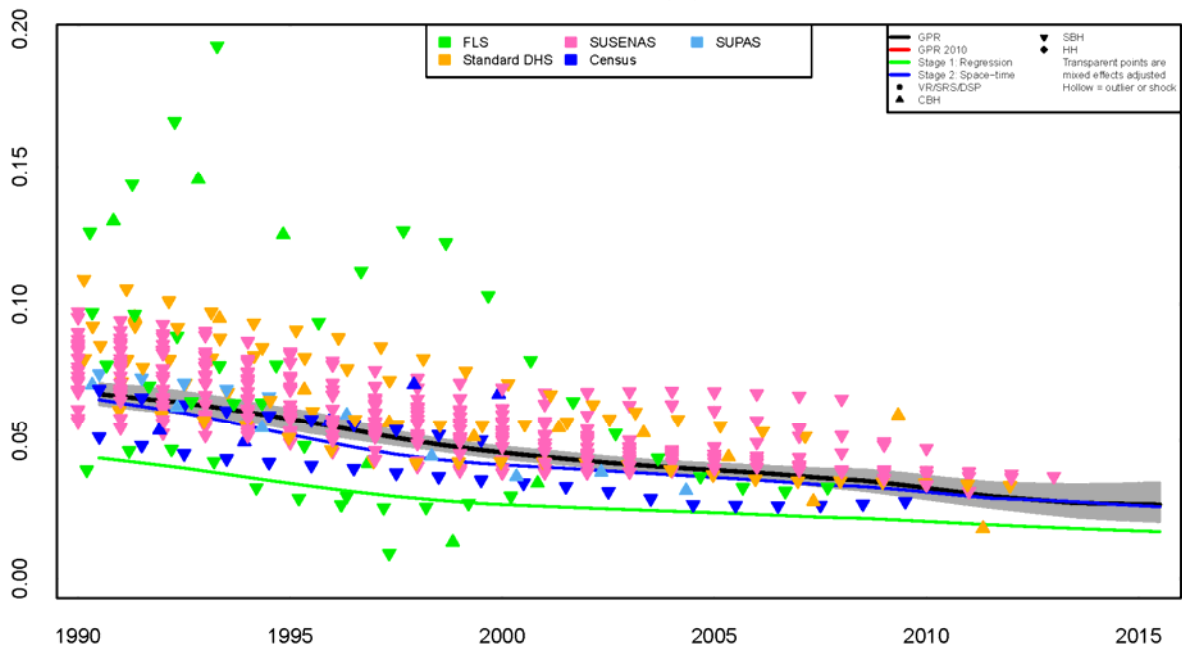
Sumatra
Aceh (11)



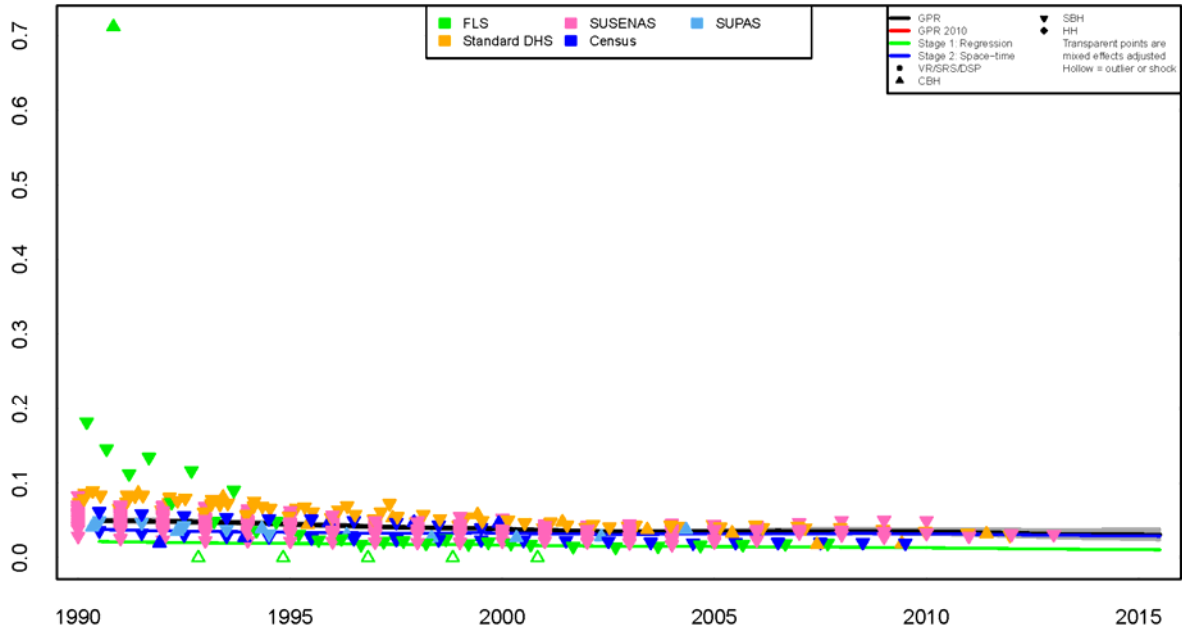
Sumatra
Sumatera Utara (12)



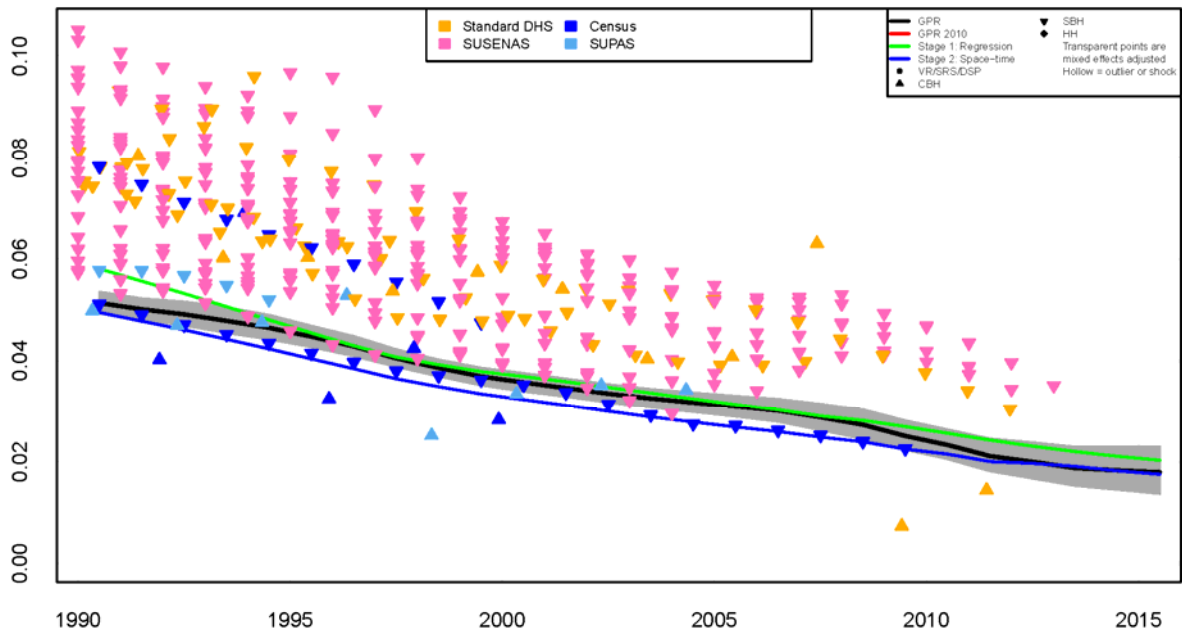
Sumatra
Sumatera Barat (13)



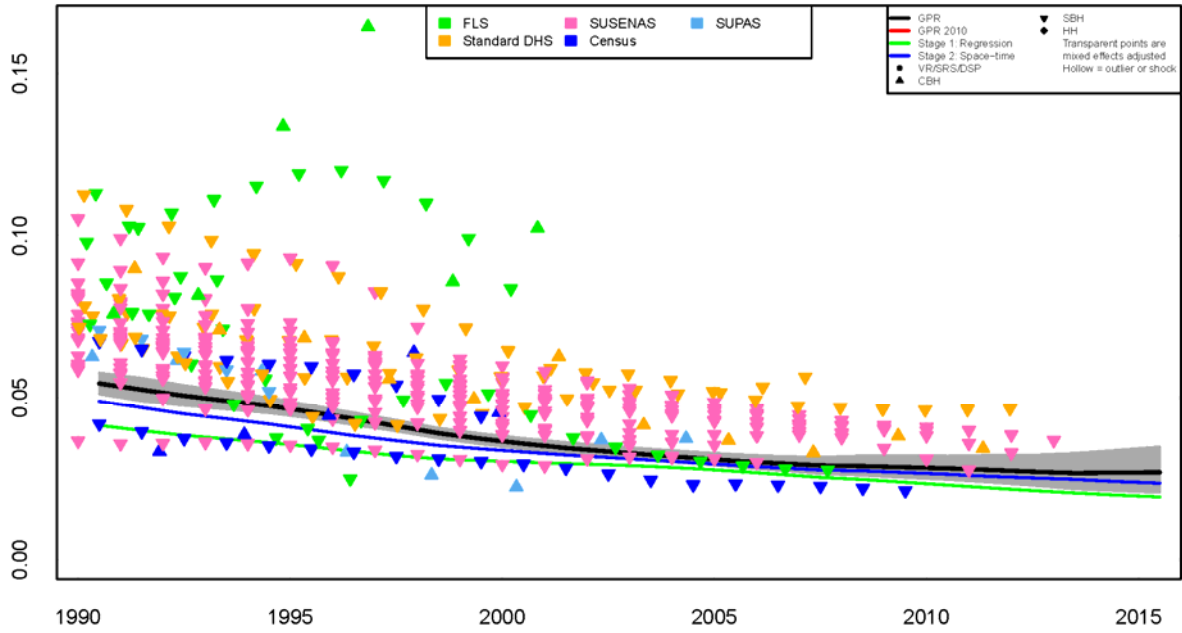
Sumatra
Riau (14)



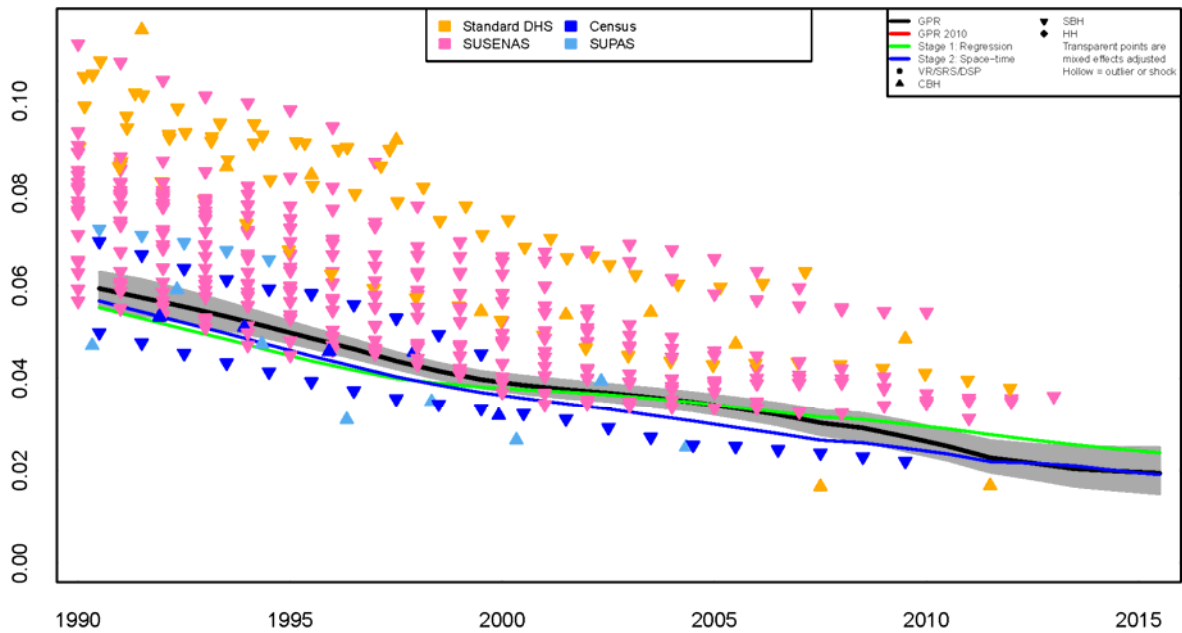
Sumatra
Jambi (15)



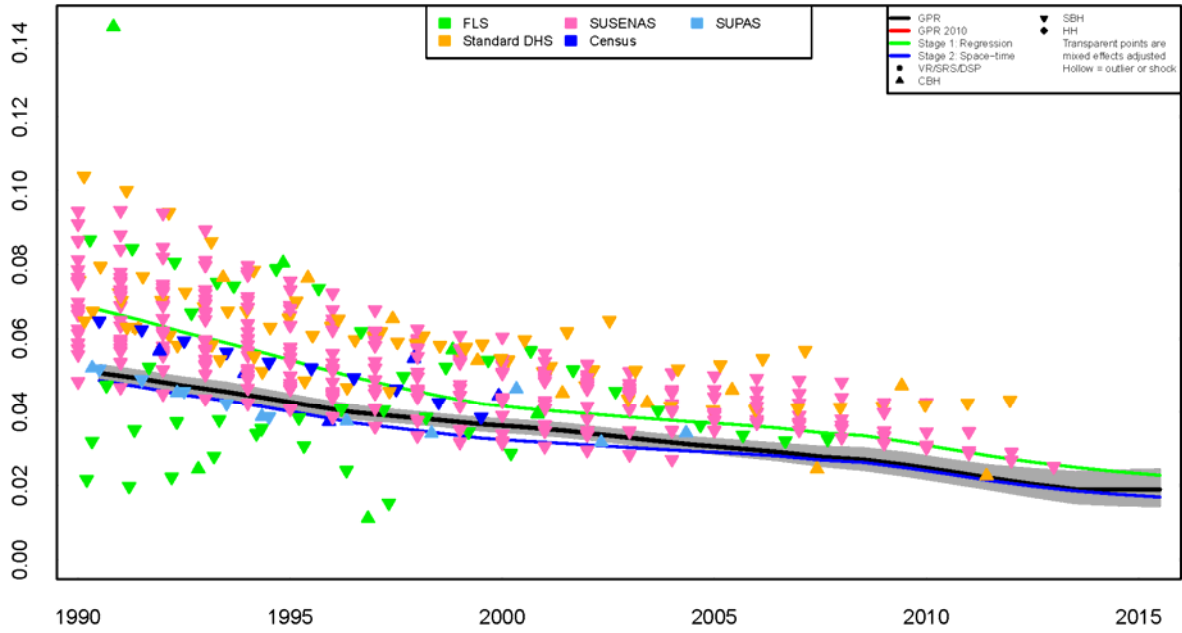
Sumatra
Sumatera Selatan (16)



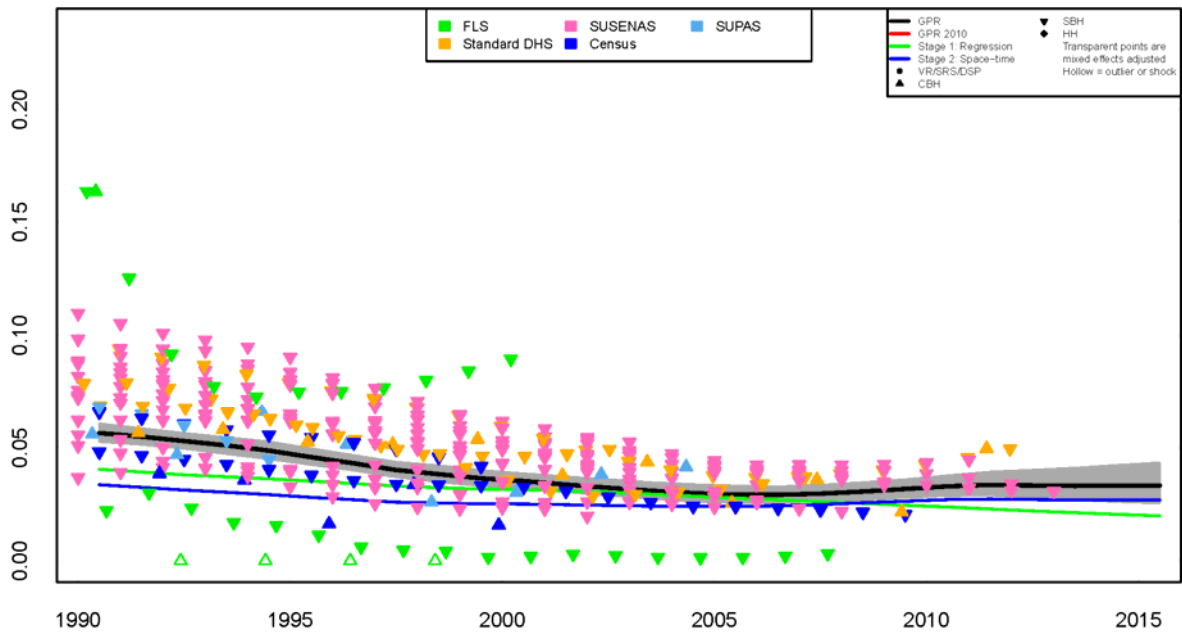
Sumatra
Bengkulu (17)



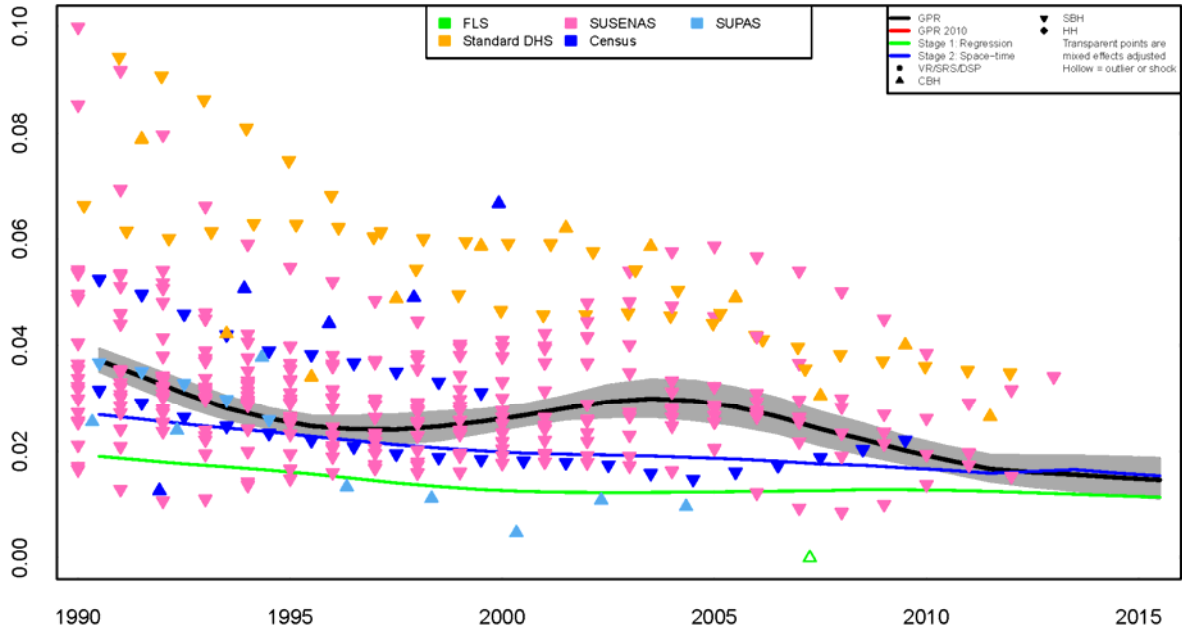
Sumatra
Lampung (18)



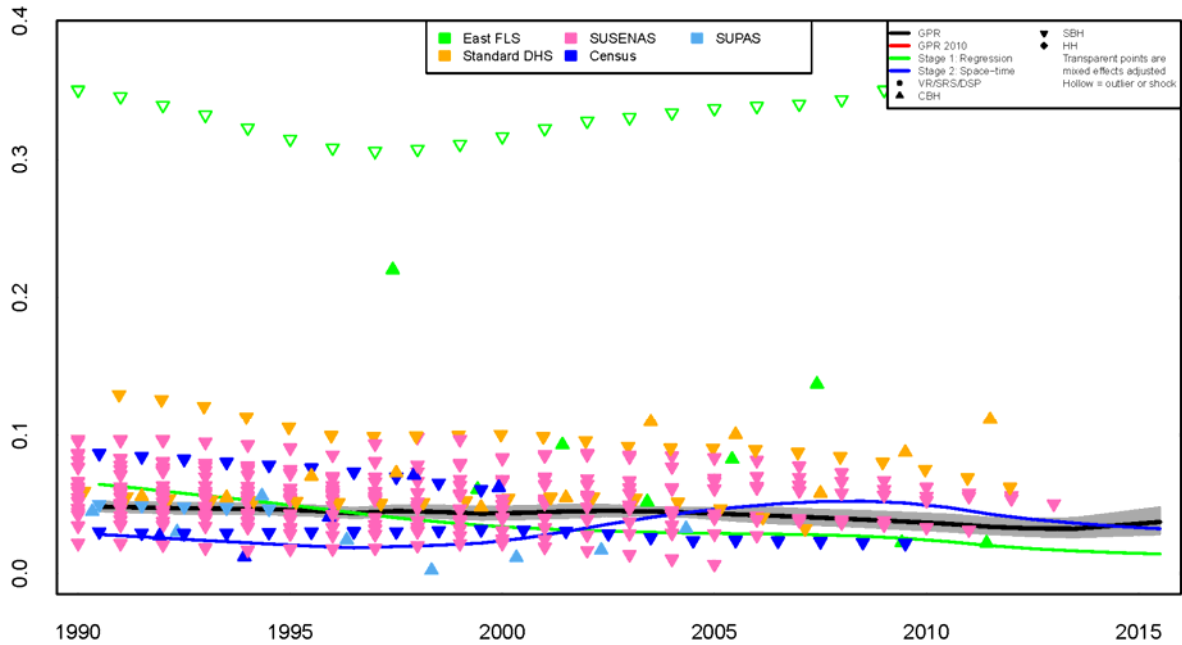
Sumatra
Bangka Belitung (19)

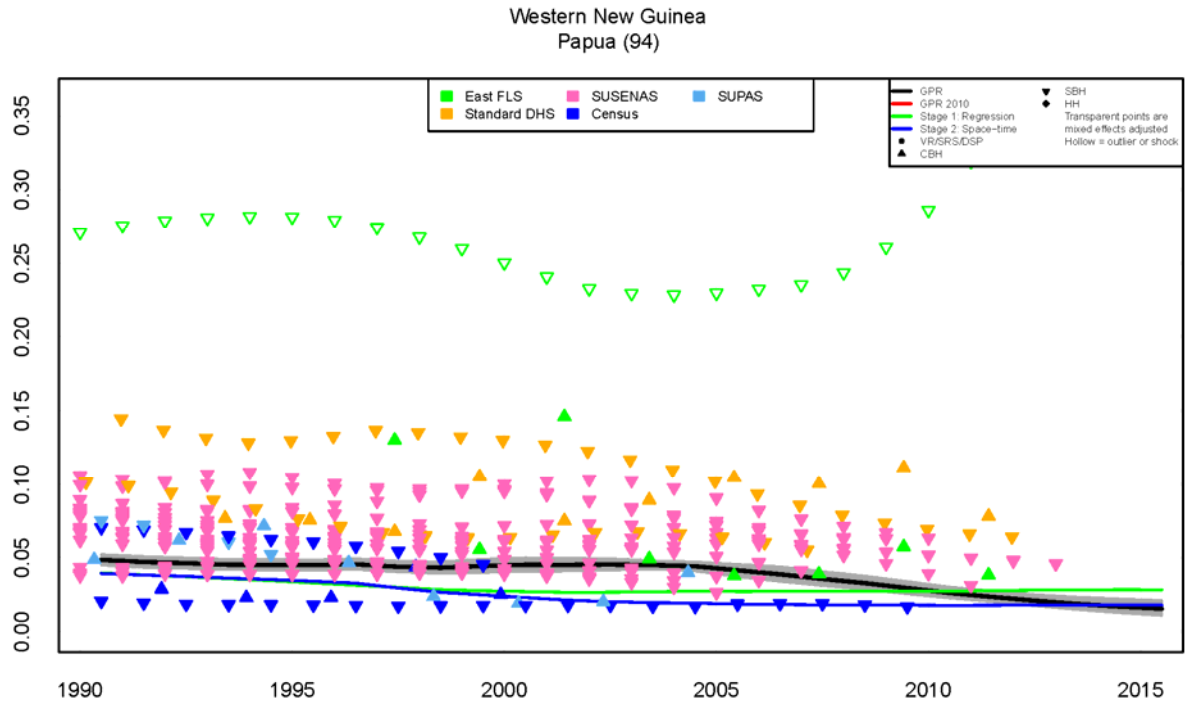


Sumatra
Kepulauan Riau (21)

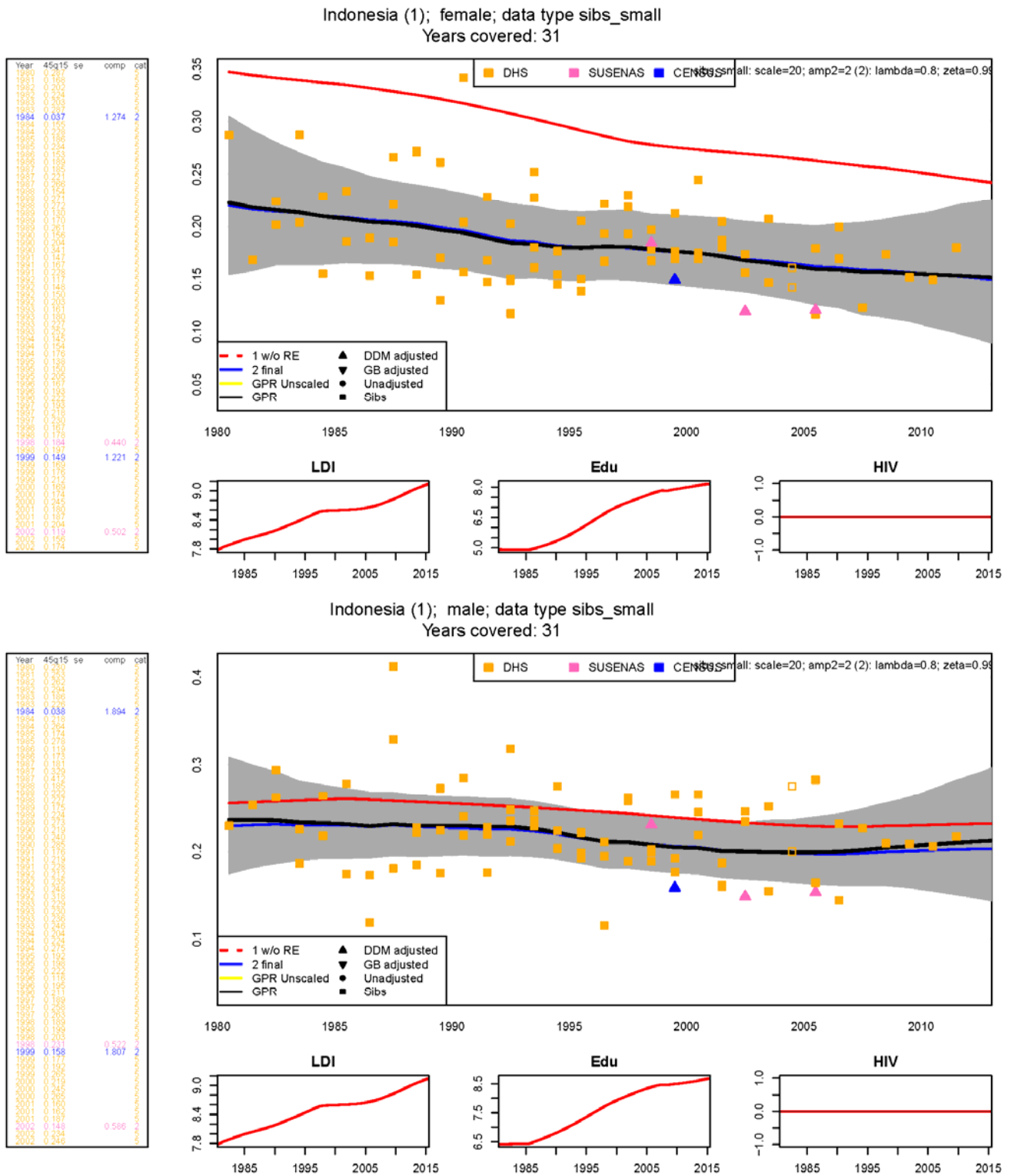


Western New Guinea
Papua Barat (91)



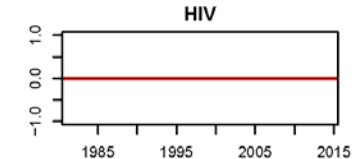
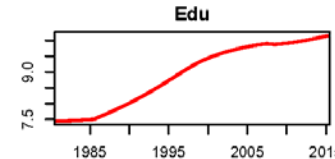
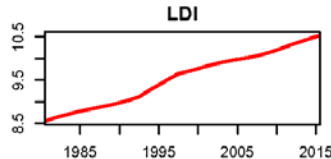
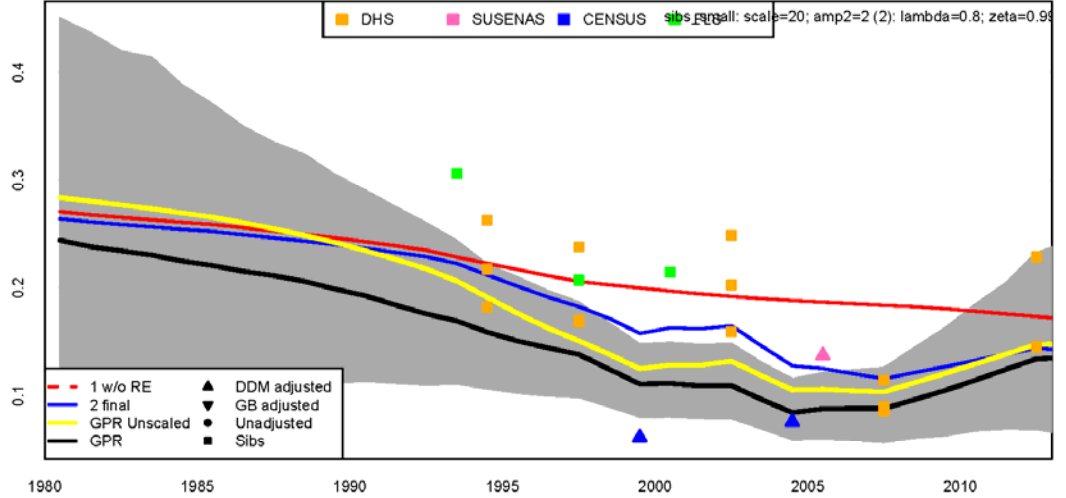


Supplementary Figure 2. Model results for 45q15 analysis, grouped by region.



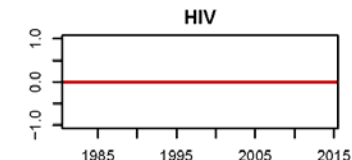
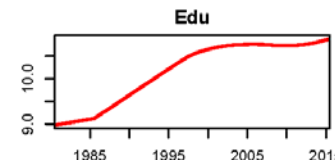
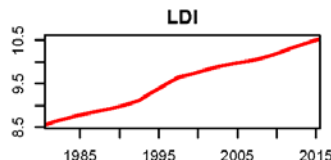
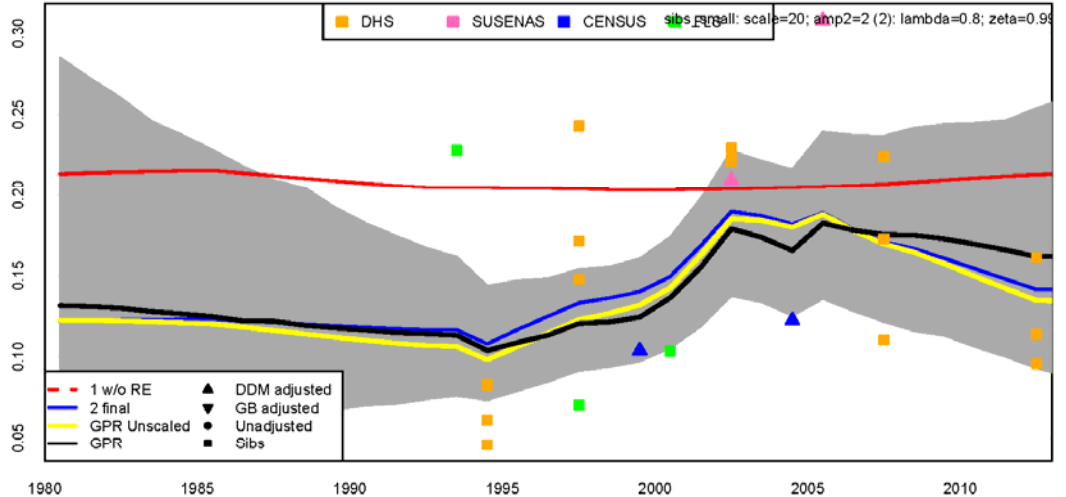
DKI Jakarta (31); female; data type sibs_small
Years covered: 10

| Year | 45 | 15 | se | comp | cat |
|------|-------|----|----|-------|------|
| NA | NA | NA | NA | NA | NA |
| NA | NA | NA | NA | NA | NA |
| NA | NA | NA | NA | NA | NA |
| NA | NA | NA | NA | NA | NA |
| NA | NA | NA | NA | NA | NA |
| NA | NA | NA | NA | NA | NA |
| NA | NA | NA | NA | NA | NA |
| NA | NA | NA | NA | NA | NA |
| 1993 | 0.308 | NA | NA | NA | UNUS |
| 1994 | 0.217 | NA | NA | NA | UNUS |
| 1994 | 0.353 | NA | NA | NA | UNUS |
| NA | NA | NA | NA | NA | NA |
| 1997 | 0.179 | NA | NA | NA | UNUS |
| 1997 | 0.207 | NA | NA | NA | UNUS |
| 1997 | 0.192 | NA | NA | NA | UNUS |
| NA | NA | NA | NA | NA | NA |
| 1999 | 0.083 | NA | NA | 1.582 | UNUS |
| 2000 | 0.214 | NA | NA | NA | UNUS |
| 2002 | 0.179 | NA | NA | NA | UNUS |
| 2002 | 0.203 | NA | NA | NA | UNUS |
| 2002 | 0.203 | NA | NA | NA | UNUS |
| 2004 | 0.079 | NA | NA | 1.884 | UNUS |
| 2005 | 0.113 | NA | NA | 0.359 | UNUS |
| 2007 | NA | NA | NA | NA | UNUS |
| 2007 | 0.199 | NA | NA | NA | UNUS |
| 2007 | 0.144 | NA | NA | NA | UNUS |
| NA | NA | NA | NA | NA | NA |
| NA | NA | NA | NA | NA | NA |
| NA | NA | NA | NA | NA | NA |
| NA | NA | NA | NA | NA | NA |
| 2011 | 0.147 | NA | NA | NA | UNUS |
| 2012 | 0.229 | NA | NA | NA | UNUS |
| 2012 | 0.229 | NA | NA | NA | UNUS |
| NA | NA | NA | NA | NA | NA |
| NA | NA | NA | NA | NA | NA |
| NA | NA | NA | NA | NA | NA |



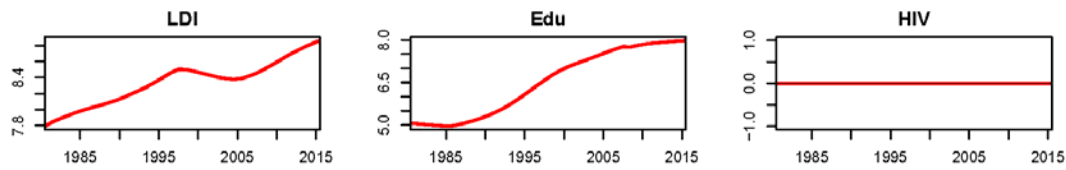
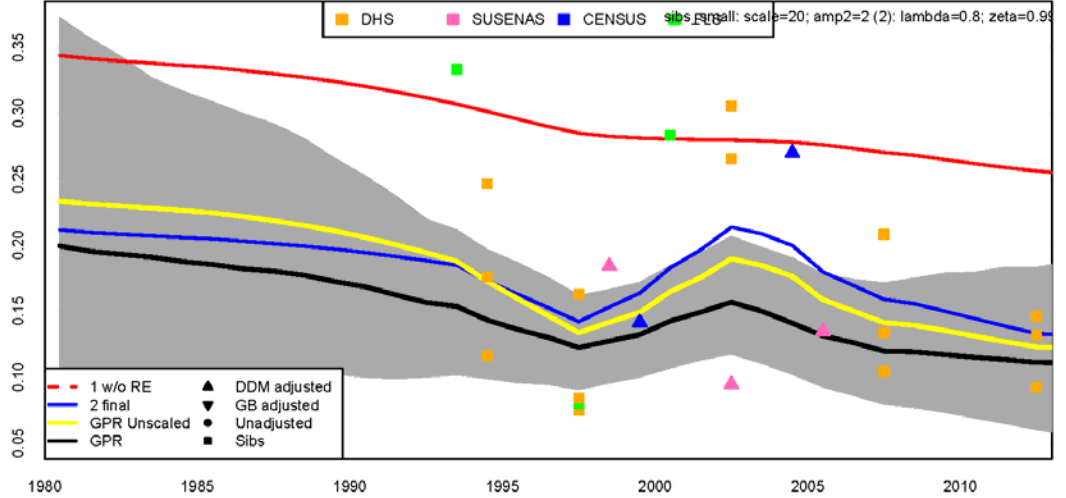
DKI Jakarta (31); male; data type sibs_small
Years covered: 10

| Year | 45 | 15 | se | comp | cat |
|------|-------|----|----|-------|------|
| NA | NA | NA | NA | NA | NA |
| NA | NA | NA | NA | NA | NA |
| NA | NA | NA | NA | NA | NA |
| NA | NA | NA | NA | NA | NA |
| NA | NA | NA | NA | NA | NA |
| NA | NA | NA | NA | NA | NA |
| NA | NA | NA | NA | NA | NA |
| NA | NA | NA | NA | NA | NA |
| 1993 | 0.229 | NA | NA | NA | UNUS |
| 1994 | 0.048 | NA | NA | NA | UNUS |
| 1994 | 0.083 | NA | NA | NA | UNUS |
| NA | NA | NA | NA | NA | NA |
| 1997 | 0.070 | NA | NA | NA | UNUS |
| 1997 | 0.143 | NA | NA | NA | UNUS |
| 1997 | 0.171 | NA | NA | NA | UNUS |
| 1997 | 0.243 | NA | NA | NA | UNUS |
| NA | NA | NA | NA | 2.349 | UNUS |
| 1999 | 0.104 | NA | NA | NA | UNUS |
| 2000 | 0.103 | NA | NA | NA | UNUS |
| 2002 | 0.309 | NA | NA | 0.348 | UNUS |
| 2002 | 0.221 | NA | NA | NA | UNUS |
| 2002 | 0.259 | NA | NA | NA | UNUS |
| 2002 | 0.259 | NA | NA | NA | UNUS |
| 2004 | 0.122 | NA | NA | 2.816 | UNUS |
| 2005 | 0.129 | NA | NA | 0.349 | UNUS |
| 2007 | NA | NA | NA | NA | UNUS |
| 2007 | 0.173 | NA | NA | NA | UNUS |
| 2007 | 0.199 | NA | NA | NA | UNUS |
| NA | NA | NA | NA | NA | NA |
| NA | NA | NA | NA | NA | NA |
| NA | NA | NA | NA | NA | NA |
| NA | NA | NA | NA | NA | NA |
| 2011 | 0.199 | NA | NA | NA | UNUS |
| 2012 | 0.111 | NA | NA | NA | UNUS |
| 2012 | 0.111 | NA | NA | NA | UNUS |
| NA | NA | NA | NA | NA | NA |
| NA | NA | NA | NA | NA | NA |
| NA | NA | NA | NA | NA | NA |



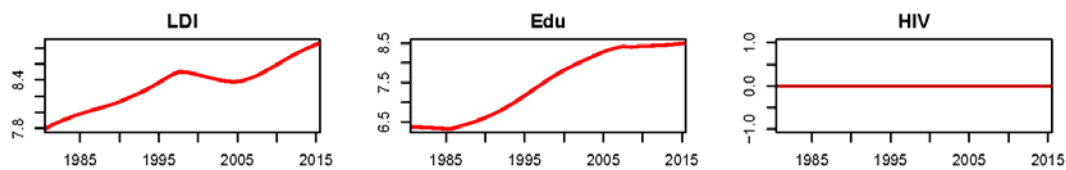
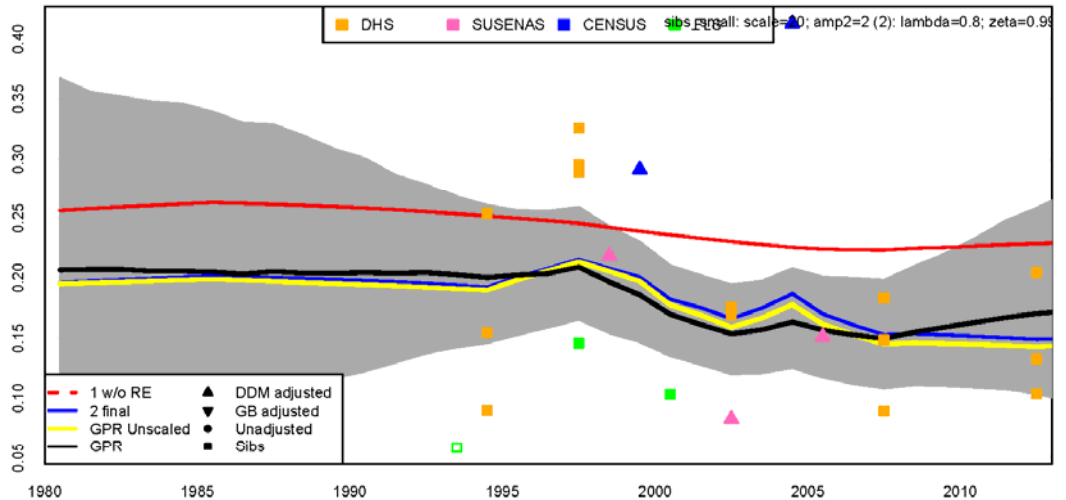
Jawa Barat (32); female; data type sibs_small
Years covered: 11

| Year | 45 | 15 | se | comp | cat |
|------|-------|-------|-------|-------|-------|
| NA | NA | NA | NA | NA | NA |
| NA | NA | NA | NA | NA | NA |
| NA | NA | NA | NA | NA | NA |
| NA | NA | NA | NA | NA | NA |
| NA | NA | NA | NA | NA | NA |
| NA | NA | NA | NA | NA | NA |
| NA | NA | NA | NA | NA | NA |
| NA | NA | NA | NA | NA | NA |
| NA | NA | NA | NA | NA | NA |
| NA | NA | NA | NA | NA | NA |
| 1993 | 0.333 | 0.175 | 0.158 | 0.000 | 0.000 |
| 1994 | 0.175 | 0.175 | 0.158 | 0.000 | 0.000 |
| 1994 | 0.175 | 0.175 | 0.158 | 0.000 | 0.000 |
| 1994 | 0.175 | 0.175 | 0.158 | 0.000 | 0.000 |
| NA | NA | NA | NA | NA | NA |
| 1997 | 0.175 | 0.175 | 0.158 | 0.000 | 0.000 |
| 1997 | 0.080 | 0.175 | 0.158 | 0.000 | 0.000 |
| 1997 | 0.175 | 0.175 | 0.158 | 0.000 | 0.000 |
| 1997 | 0.175 | 0.175 | 0.158 | 0.000 | 0.000 |
| 1999 | 0.141 | 0.175 | 0.158 | 0.379 | 0.000 |
| 2000 | 0.283 | 0.175 | 0.158 | 1.104 | 0.000 |
| 2002 | NA | 0.175 | 0.158 | 0.432 | 0.000 |
| 2002 | 0.266 | 0.175 | 0.158 | 0.000 | 0.000 |
| 2002 | 0.266 | 0.175 | 0.158 | 0.000 | 0.000 |
| 2002 | 0.266 | 0.175 | 0.158 | 0.000 | 0.000 |
| 2004 | 0.270 | 0.175 | 0.158 | 1.066 | 2 |
| 2005 | 0.334 | 0.175 | 0.158 | 0.442 | 0.000 |
| 2007 | 0.175 | 0.175 | 0.158 | 0.000 | 0.000 |
| 2007 | 0.175 | 0.175 | 0.158 | 0.000 | 0.000 |
| 2007 | 0.175 | 0.175 | 0.158 | 0.000 | 0.000 |
| 2007 | 0.175 | 0.175 | 0.158 | 0.000 | 0.000 |
| NA | NA | NA | NA | NA | NA |
| NA | NA | NA | NA | NA | NA |
| NA | NA | NA | NA | NA | NA |
| NA | NA | NA | NA | NA | NA |
| 2012 | 0.175 | 0.175 | 0.158 | 0.000 | 0.000 |
| 2012 | 0.175 | 0.175 | 0.158 | 0.000 | 0.000 |
| 2012 | 0.175 | 0.175 | 0.158 | 0.000 | 0.000 |
| 2012 | 0.175 | 0.175 | 0.158 | 0.000 | 0.000 |
| NA | NA | NA | NA | NA | NA |
| NA | NA | NA | NA | NA | NA |
| NA | NA | NA | NA | NA | NA |



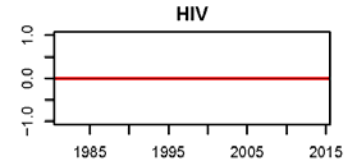
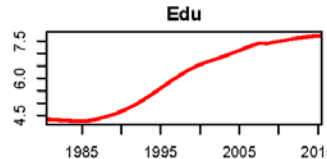
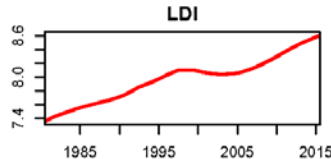
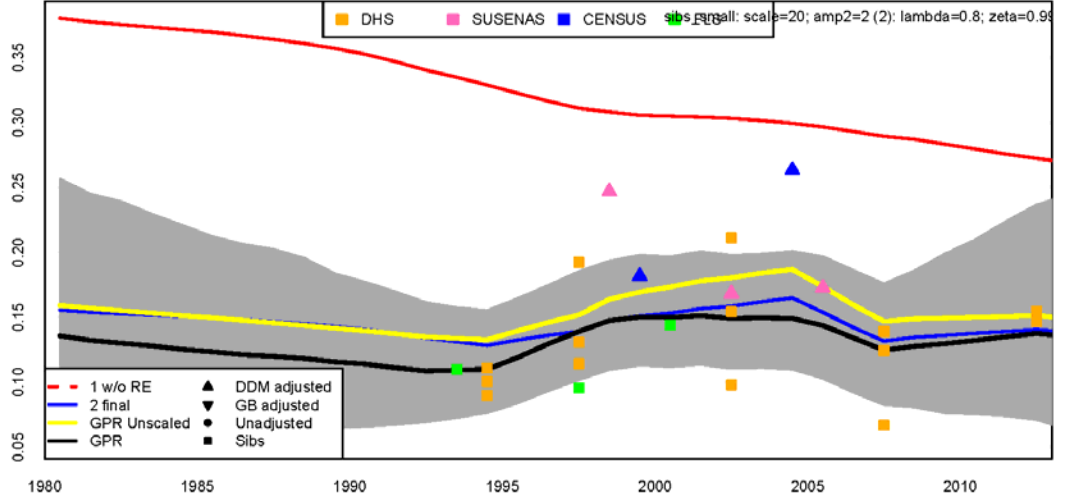
Jawa Barat (32); male; data type sibs_small
Years covered: 10

| Year | 45 | 15 | se | comp | cat |
|------|-------|-------|-------|-------|-------|
| NA | NA | NA | NA | NA | NA |
| NA | NA | NA | NA | NA | NA |
| NA | NA | NA | NA | NA | NA |
| NA | NA | NA | NA | NA | NA |
| NA | NA | NA | NA | NA | NA |
| NA | NA | NA | NA | NA | NA |
| NA | NA | NA | NA | NA | NA |
| NA | NA | NA | NA | NA | NA |
| NA | NA | NA | NA | NA | NA |
| NA | NA | NA | NA | NA | NA |
| 1993 | 0.259 | 0.175 | 0.158 | 0.000 | 0.000 |
| 1994 | NA | 0.175 | 0.158 | 0.000 | 0.000 |
| 1994 | 0.175 | 0.175 | 0.158 | 0.000 | 0.000 |
| 1994 | 0.175 | 0.175 | 0.158 | 0.000 | 0.000 |
| NA | NA | NA | NA | NA | NA |
| 1997 | 0.146 | 0.175 | 0.158 | 0.000 | 0.000 |
| 1997 | 0.146 | 0.175 | 0.158 | 0.000 | 0.000 |
| 1997 | 0.146 | 0.175 | 0.158 | 0.000 | 0.000 |
| 1997 | 0.146 | 0.175 | 0.158 | 0.000 | 0.000 |
| 1999 | 0.291 | 0.175 | 0.158 | 0.774 | 0.000 |
| 2000 | 0.103 | 0.175 | 0.158 | 0.000 | 0.000 |
| 2002 | NA | 0.175 | 0.158 | 0.574 | 0.000 |
| 2002 | 0.169 | 0.175 | 0.158 | 0.000 | 0.000 |
| 2002 | 0.169 | 0.175 | 0.158 | 0.000 | 0.000 |
| 2002 | 0.169 | 0.175 | 0.158 | 0.000 | 0.000 |
| 2004 | 0.413 | 0.175 | 0.158 | 0.748 | 2 |
| 2005 | 0.541 | 0.175 | 0.158 | 0.592 | 0.000 |
| 2007 | 0.175 | 0.175 | 0.158 | 0.000 | 0.000 |
| 2007 | 0.175 | 0.175 | 0.158 | 0.000 | 0.000 |
| 2007 | 0.175 | 0.175 | 0.158 | 0.000 | 0.000 |
| 2007 | 0.175 | 0.175 | 0.158 | 0.000 | 0.000 |
| NA | NA | NA | NA | NA | NA |
| NA | NA | NA | NA | NA | NA |
| NA | NA | NA | NA | NA | NA |
| NA | NA | NA | NA | NA | NA |
| 2012 | 0.175 | 0.175 | 0.158 | 0.000 | 0.000 |
| 2012 | 0.175 | 0.175 | 0.158 | 0.000 | 0.000 |
| 2012 | 0.175 | 0.175 | 0.158 | 0.000 | 0.000 |
| 2012 | 0.175 | 0.175 | 0.158 | 0.000 | 0.000 |
| NA | NA | NA | NA | NA | NA |
| NA | NA | NA | NA | NA | NA |
| NA | NA | NA | NA | NA | NA |



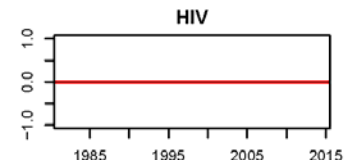
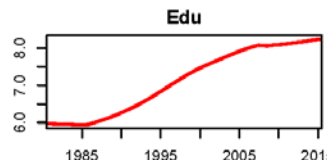
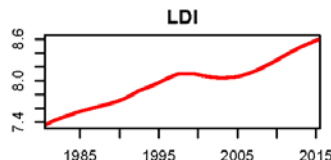
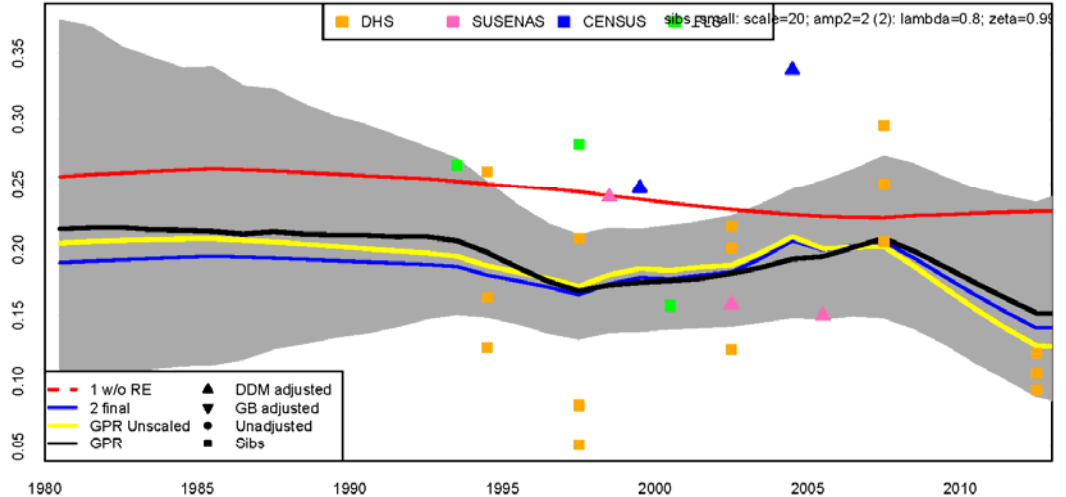
Jawa Tengah (33); female; data type sibs_small
Years covered: 11

| Year | 45-15 | se | comp | cat |
|------|-------|----|-------|-----|
| NA | NA | NA | NA | NA |
| NA | NA | NA | NA | NA |
| NA | NA | NA | NA | NA |
| NA | NA | NA | NA | NA |
| NA | NA | NA | NA | NA |
| NA | NA | NA | NA | NA |
| NA | NA | NA | NA | NA |
| NA | NA | NA | NA | NA |
| NA | NA | NA | NA | NA |
| 1993 | 0.110 | | | |
| 1994 | 0.100 | | | |
| 1994 | 0.107 | | | |
| 1994 | 0.107 | | | |
| NA | NA | | | |
| 1997 | 0.098 | | | |
| 1997 | 0.119 | | | |
| 1997 | 0.131 | | | |
| 1997 | 0.131 | | | |
| 1999 | 0.182 | | 0.359 | |
| 2000 | 0.144 | | 1.107 | |
| NA | NA | | | |
| 2002 | 0.153 | | | |
| 2002 | 0.152 | | | |
| 2002 | 0.152 | | | |
| 2002 | 0.217 | | 0.365 | |
| NA | NA | | | |
| 2004 | 0.283 | | 1.045 | 2 |
| 2005 | 0.283 | | 0.369 | |
| NA | NA | | | |
| 2007 | 0.197 | | | |
| 2007 | 0.129 | | | |
| NA | NA | | | |
| NA | NA | | | |
| NA | NA | | | |
| NA | NA | | | |
| 2012 | 0.129 | | | |
| 2012 | 0.129 | | | |
| NA | NA | | | |
| NA | NA | | | |
| NA | NA | | | |



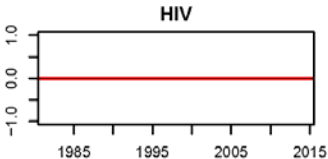
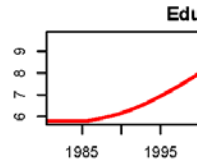
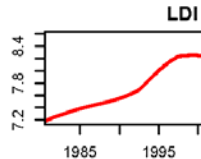
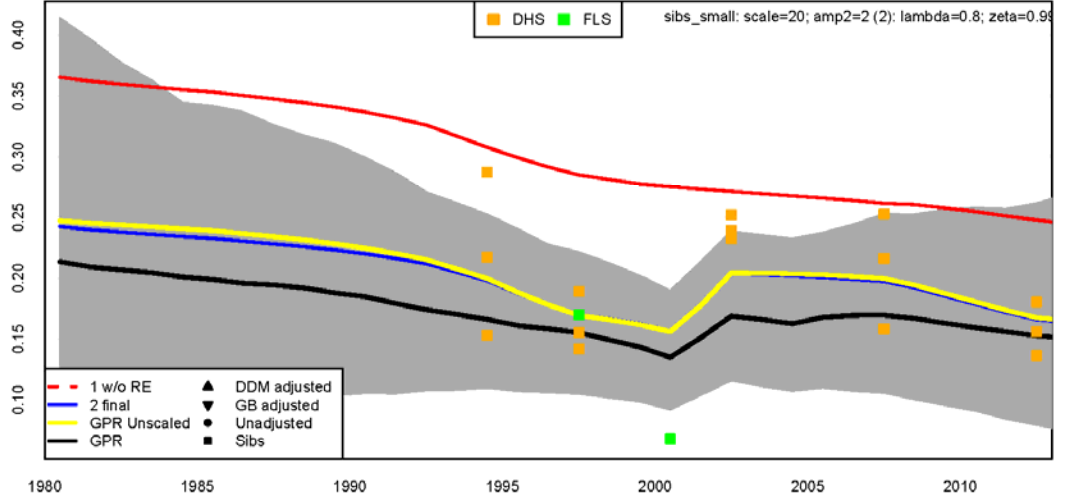
Jawa Tengah (33); male; data type sibs_small
Years covered: 11

| Year | 45-15 | se | comp | cat |
|------|-------|----|-------|-----|
| NA | NA | NA | NA | NA |
| NA | NA | NA | NA | NA |
| NA | NA | NA | NA | NA |
| NA | NA | NA | NA | NA |
| NA | NA | NA | NA | NA |
| NA | NA | NA | NA | NA |
| NA | NA | NA | NA | NA |
| NA | NA | NA | NA | NA |
| NA | NA | NA | NA | NA |
| 1993 | 0.285 | | | |
| 1994 | 0.129 | | | |
| 1994 | 0.260 | | | |
| 1994 | 0.260 | | | |
| NA | NA | | | |
| 1997 | 0.057 | | | |
| 1997 | 0.209 | | | |
| 1997 | 0.281 | | 0.475 | |
| 1999 | 0.247 | | 1.119 | |
| 2000 | 0.157 | | | |
| NA | NA | | | |
| 2002 | 0.124 | | 0.523 | |
| 2002 | 0.152 | | | |
| 2002 | 0.203 | | | |
| NA | NA | | | |
| 2004 | 0.337 | | 1.066 | 2 |
| 2005 | 0.172 | | 0.336 | |
| NA | NA | | | |
| 2007 | 0.250 | | | |
| 2007 | 0.250 | | | |
| NA | NA | | | |
| NA | NA | | | |
| NA | NA | | | |
| NA | NA | | | |
| 2012 | 0.150 | | | |
| 2012 | 0.150 | | | |
| NA | NA | | | |
| NA | NA | | | |
| NA | NA | | | |



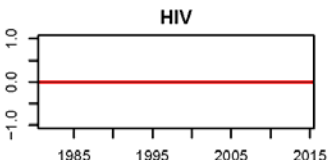
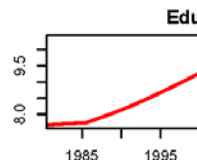
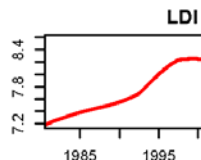
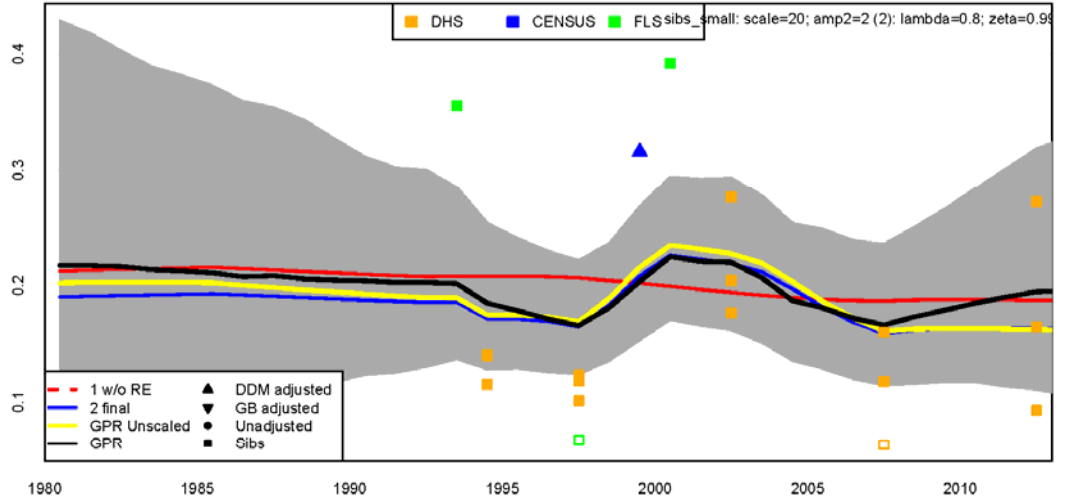
DI Yogyakarta (34); female; data type sibs_small
Years covered: 6

| Year | 45-15 | se | comp | cat |
|------|-------|-------|-------|-------|
| NA | NA | NA | NA | NA |
| NA | NA | NA | NA | NA |
| NA | NA | NA | NA | NA |
| NA | NA | NA | NA | NA |
| NA | NA | NA | NA | NA |
| NA | NA | NA | NA | NA |
| NA | NA | NA | NA | NA |
| NA | NA | NA | NA | NA |
| NA | NA | NA | NA | NA |
| NA | NA | NA | NA | NA |
| 1994 | 0.177 | 0.003 | 0.003 | UNADJ |
| 1994 | 0.177 | 0.003 | 0.003 | UNADJ |
| 1994 | 0.177 | 0.003 | 0.003 | UNADJ |
| NA | NA | NA | NA | NA |
| NA | NA | NA | NA | NA |
| 1997 | 0.172 | 0.003 | 0.003 | UNADJ |
| 1997 | 0.172 | 0.003 | 0.003 | UNADJ |
| 1997 | 0.170 | 0.003 | 0.003 | UNADJ |
| 1997 | 0.170 | 0.003 | 0.003 | UNADJ |
| NA | NA | NA | NA | NA |
| 2000 | 0.163 | 0.003 | 0.003 | UNADJ |
| 2002 | 0.159 | 0.003 | 0.003 | UNADJ |
| 2002 | 0.159 | 0.003 | 0.003 | UNADJ |
| 2002 | 0.159 | 0.003 | 0.003 | UNADJ |
| NA | NA | NA | NA | NA |
| NA | NA | NA | NA | NA |
| 2007 | 0.152 | 0.003 | 0.003 | UNADJ |
| 2007 | 0.152 | 0.003 | 0.003 | UNADJ |
| 2007 | 0.152 | 0.003 | 0.003 | UNADJ |
| NA | NA | NA | NA | NA |
| NA | NA | NA | NA | NA |
| 2011 | 0.146 | 0.003 | 0.003 | UNADJ |
| 2011 | 0.146 | 0.003 | 0.003 | UNADJ |
| 2011 | 0.146 | 0.003 | 0.003 | UNADJ |
| NA | NA | NA | NA | NA |
| NA | NA | NA | NA | NA |



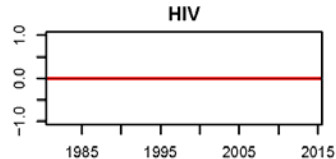
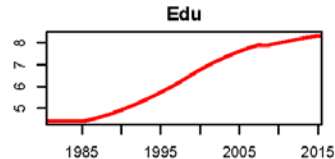
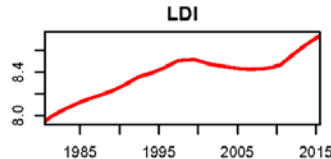
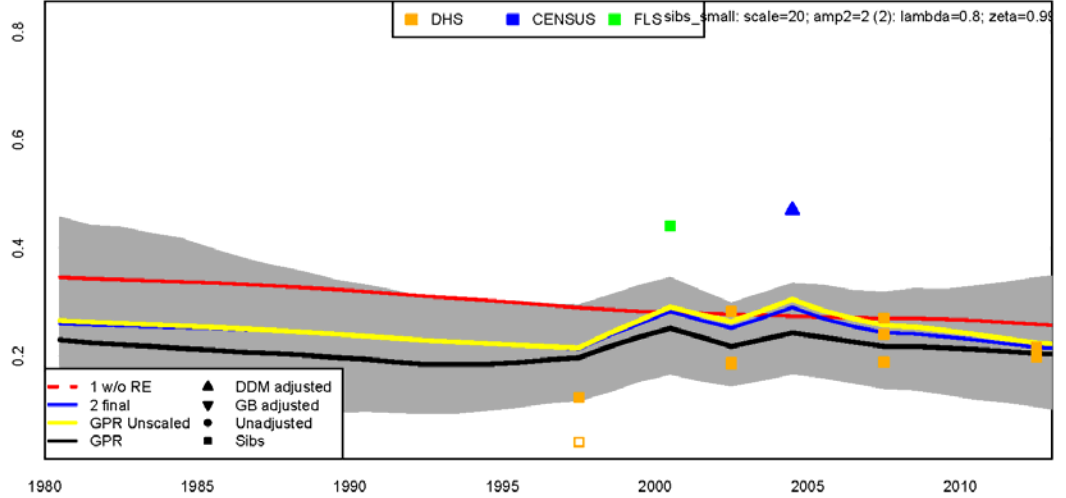
DI Yogyakarta (34); male; data type sibs_small
Years covered: 8

| Year | 45-15 | se | comp | cat |
|------|-------|-------|-------|-------|
| NA | NA | NA | NA | NA |
| NA | NA | NA | NA | NA |
| NA | NA | NA | NA | NA |
| NA | NA | NA | NA | NA |
| NA | NA | NA | NA | NA |
| NA | NA | NA | NA | NA |
| NA | NA | NA | NA | NA |
| NA | NA | NA | NA | NA |
| NA | NA | NA | NA | NA |
| NA | NA | NA | NA | NA |
| 1993 | 0.355 | 0.003 | 0.003 | UNADJ |
| 1994 | 0.115 | 0.003 | 0.003 | UNADJ |
| 1994 | 0.115 | 0.003 | 0.003 | UNADJ |
| NA | NA | NA | NA | NA |
| NA | NA | NA | NA | NA |
| 1997 | 0.167 | 0.003 | 0.003 | UNADJ |
| 1997 | 0.103 | 0.003 | 0.003 | UNADJ |
| 1997 | 0.113 | 0.003 | 0.003 | UNADJ |
| 1997 | 0.123 | 0.003 | 0.003 | UNADJ |
| NA | NA | NA | NA | NA |
| 1999 | 0.318 | 0.003 | 0.003 | UNADJ |
| 2000 | 0.302 | 0.003 | 0.003 | UNADJ |
| 2002 | 0.173 | 0.003 | 0.003 | UNADJ |
| 2002 | 0.173 | 0.003 | 0.003 | UNADJ |
| 2002 | 0.173 | 0.003 | 0.003 | UNADJ |
| NA | NA | NA | NA | NA |
| NA | NA | NA | NA | NA |
| 2007 | 0.153 | 0.003 | 0.003 | UNADJ |
| 2007 | 0.117 | 0.003 | 0.003 | UNADJ |
| 2007 | 0.157 | 0.003 | 0.003 | UNADJ |
| NA | NA | NA | NA | NA |
| NA | NA | NA | NA | NA |
| 2011 | 0.153 | 0.003 | 0.003 | UNADJ |
| 2011 | 0.153 | 0.003 | 0.003 | UNADJ |
| 2011 | 0.153 | 0.003 | 0.003 | UNADJ |
| NA | NA | NA | NA | NA |
| NA | NA | NA | NA | NA |



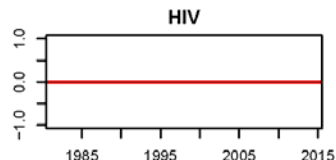
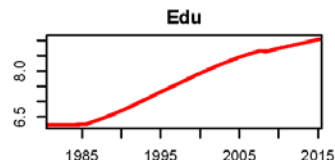
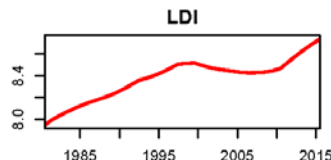
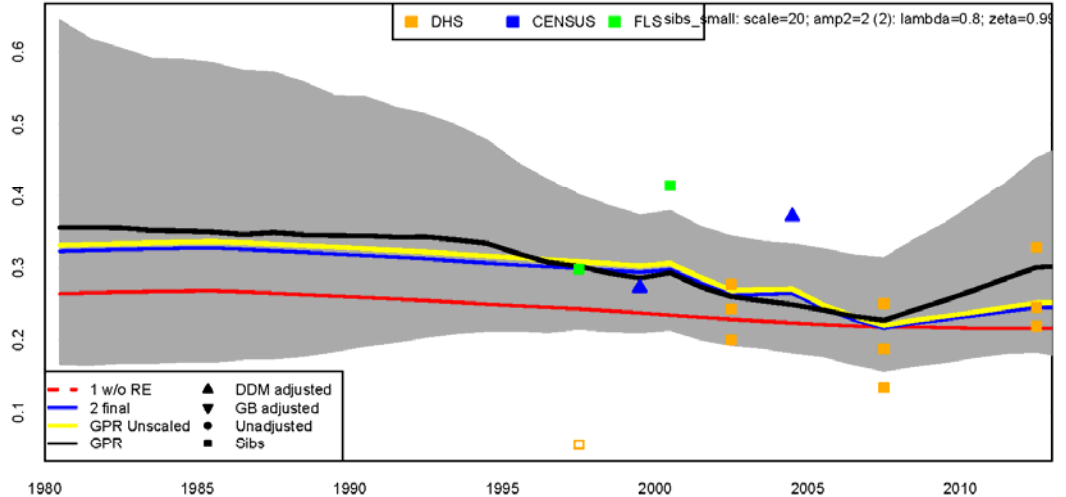
Banten (36); female; data type sibs_small
Years covered: 6

| Year | 45g15 | se | comp | cat |
|------|-------|----|-------|------|
| NA | NA | NA | NA | NA |
| NA | NA | NA | NA | NA |
| NA | NA | NA | NA | NA |
| NA | NA | NA | NA | NA |
| NA | NA | NA | NA | NA |
| NA | NA | NA | NA | NA |
| NA | NA | NA | NA | NA |
| NA | NA | NA | NA | NA |
| 1993 | 0.275 | | | 5 |
| NA | NA | NA | NA | NA |
| NA | NA | NA | NA | NA |
| 1997 | 0.417 | | | UNUS |
| 1997 | 0.374 | | | UNUS |
| NA | NA | NA | NA | NA |
| 2000 | 0.441 | | | 5 |
| 2002 | 0.441 | | | UNUS |
| 2002 | 0.389 | | | UNUS |
| 2002 | 0.389 | | | UNUS |
| NA | NA | NA | NA | NA |
| 2004 | 0.470 | | 0.500 | 2 |
| NA | NA | NA | NA | NA |
| 2007 | 0.399 | | | UNUS |
| 2007 | 0.370 | | | UNUS |
| 2007 | 0.370 | | | UNUS |
| NA | NA | NA | NA | NA |
| 2012 | 0.199 | | | UNUS |
| 2012 | 0.219 | | | UNUS |
| 2012 | 0.219 | | | UNUS |
| NA | NA | NA | NA | NA |
| NA | NA | NA | NA | NA |



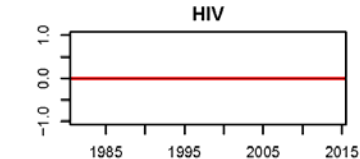
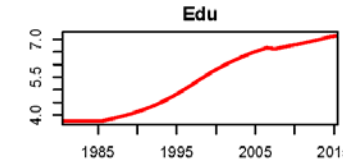
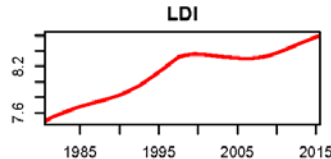
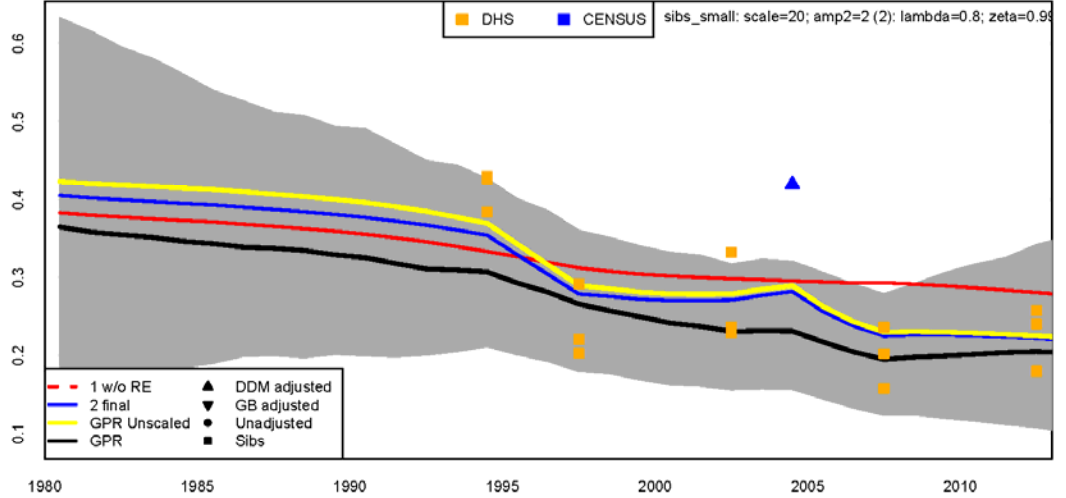
Banten (36); male; data type sibs_small
Years covered: 7

| Year | 45g15 | se | comp | cat |
|------|-------|----|-------|------|
| NA | NA | NA | NA | NA |
| NA | NA | NA | NA | NA |
| NA | NA | NA | NA | NA |
| NA | NA | NA | NA | NA |
| NA | NA | NA | NA | NA |
| NA | NA | NA | NA | NA |
| NA | NA | NA | NA | NA |
| NA | NA | NA | NA | NA |
| NA | NA | NA | NA | NA |
| 1997 | 0.304 | | | UNUS |
| 1997 | 0.298 | | | UNUS |
| NA | NA | NA | NA | NA |
| 1999 | 0.272 | | 0.705 | 2 |
| 2000 | 0.414 | | | UNUS |
| 2002 | 0.330 | | | UNUS |
| 2002 | 0.349 | | | UNUS |
| 2002 | 0.349 | | | UNUS |
| NA | NA | NA | NA | NA |
| 2004 | 0.371 | | 0.742 | 2 |
| NA | NA | NA | NA | NA |
| 2007 | 0.359 | | | UNUS |
| 2007 | 0.359 | | | UNUS |
| 2007 | 0.359 | | | UNUS |
| NA | NA | NA | NA | NA |
| 2011 | 0.000 | | | UNUS |
| 2012 | 0.219 | | | UNUS |
| 2012 | 0.219 | | | UNUS |
| NA | NA | NA | NA | NA |
| NA | NA | NA | NA | NA |



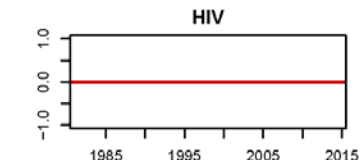
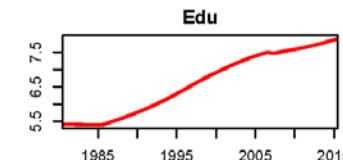
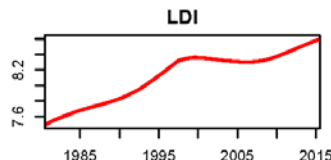
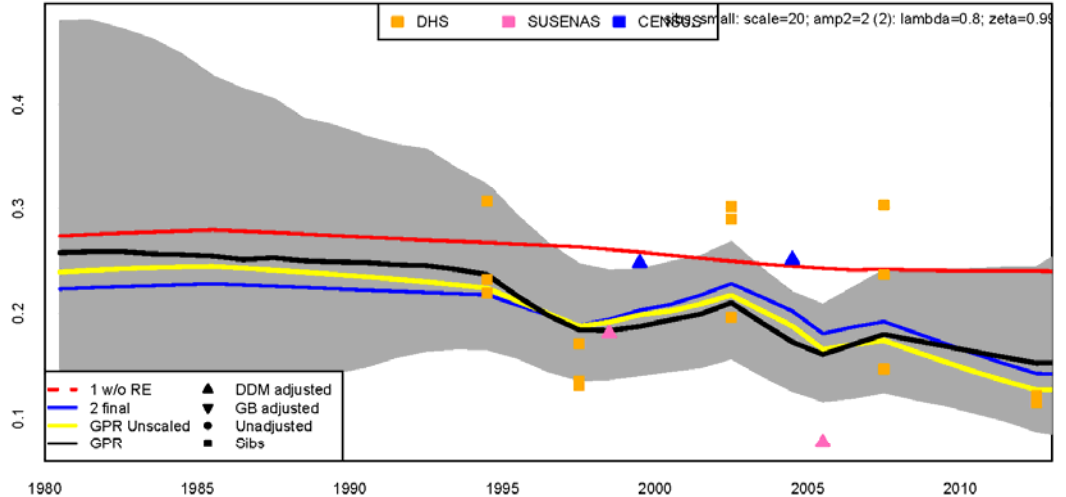
Kalimantan Barat (61); female; data type sibs_small
Years covered: 6

| Year | 45 | 15 | se | comp | cat |
|------|-------|-------|-------|------|-------|
| NA | NA | NA | NA | NA | NA |
| NA | NA | NA | NA | NA | NA |
| NA | NA | NA | NA | NA | NA |
| NA | NA | NA | NA | NA | NA |
| NA | NA | NA | NA | NA | NA |
| NA | NA | NA | NA | NA | NA |
| NA | NA | NA | NA | NA | NA |
| NA | NA | NA | NA | NA | NA |
| NA | NA | NA | NA | NA | NA |
| 1994 | 0 | 0.213 | 0.000 | NA | UNADJ |
| 1994 | 0 | 0.250 | 0.000 | NA | UNADJ |
| 1994 | 0 | 0.230 | 0.000 | NA | UNADJ |
| NA | NA | NA | NA | NA | NA |
| 1997 | 0 | 0.133 | 0.000 | NA | UNADJ |
| 1997 | 0 | 0.171 | 0.000 | NA | UNADJ |
| 1997 | 0 | 0.171 | 0.000 | NA | UNADJ |
| 1997 | 0 | 0.171 | 0.000 | NA | UNADJ |
| NA | NA | NA | NA | NA | NA |
| 2002 | 0 | 0.159 | 0.000 | NA | UNADJ |
| 2002 | 0 | 0.159 | 0.000 | NA | UNADJ |
| 2002 | 0 | 0.159 | 0.000 | NA | UNADJ |
| 2004 | 0.419 | 0.552 | 2 | NA | UNADJ |
| NA | NA | NA | NA | NA | NA |
| 2007 | 0 | 0.159 | 0.000 | NA | UNADJ |
| 2007 | 0 | 0.159 | 0.000 | NA | UNADJ |
| 2007 | 0 | 0.159 | 0.000 | NA | UNADJ |
| NA | NA | NA | NA | NA | NA |
| 2012 | 0 | 0.113 | 0.000 | NA | UNADJ |
| 2012 | 0 | 0.113 | 0.000 | NA | UNADJ |
| 2012 | 0 | 0.113 | 0.000 | NA | UNADJ |
| NA | NA | NA | NA | NA | NA |
| NA | NA | NA | NA | NA | NA |



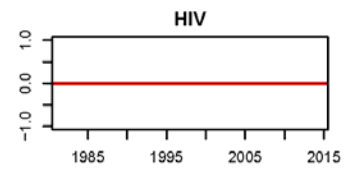
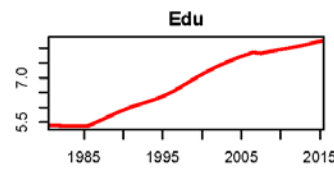
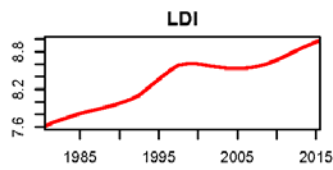
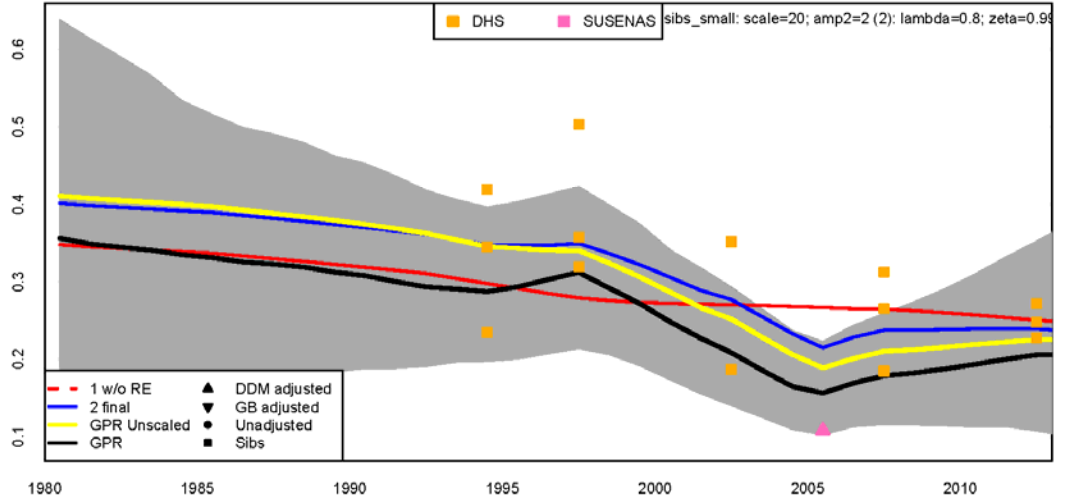
Kalimantan Barat (61); male; data type sibs_small
Years covered: 9

| Year | 45 | 15 | se | comp | cat |
|------|-------|-------|-------|------|-------|
| NA | NA | NA | NA | NA | NA |
| NA | NA | NA | NA | NA | NA |
| NA | NA | NA | NA | NA | NA |
| NA | NA | NA | NA | NA | NA |
| NA | NA | NA | NA | NA | NA |
| NA | NA | NA | NA | NA | NA |
| NA | NA | NA | NA | NA | NA |
| NA | NA | NA | NA | NA | NA |
| NA | NA | NA | NA | NA | NA |
| 1994 | 0 | 0.213 | 0.000 | NA | UNADJ |
| 1994 | 0 | 0.250 | 0.000 | NA | UNADJ |
| 1994 | 0 | 0.230 | 0.000 | NA | UNADJ |
| NA | NA | NA | NA | NA | NA |
| 1997 | 0 | 0.133 | 0.000 | NA | UNADJ |
| 1997 | 0 | 0.171 | 0.000 | NA | UNADJ |
| 1997 | 0 | 0.171 | 0.000 | NA | UNADJ |
| 1997 | 0 | 0.171 | 0.000 | NA | UNADJ |
| 1999 | 0.248 | 1.368 | 2 | NA | UNADJ |
| NA | NA | NA | NA | NA | NA |
| 2002 | 0 | 0.159 | 0.000 | NA | UNADJ |
| 2002 | 0 | 0.159 | 0.000 | NA | UNADJ |
| 2002 | 0 | 0.159 | 0.000 | NA | UNADJ |
| 2004 | 0.251 | 1.354 | 2 | NA | UNADJ |
| 2005 | 0.723 | 0.729 | 2 | NA | UNADJ |
| NA | NA | NA | NA | NA | NA |
| 2007 | 0 | 0.159 | 0.000 | NA | UNADJ |
| 2007 | 0 | 0.159 | 0.000 | NA | UNADJ |
| 2007 | 0 | 0.159 | 0.000 | NA | UNADJ |
| NA | NA | NA | NA | NA | NA |
| 2012 | 0 | 0.113 | 0.000 | NA | UNADJ |
| 2012 | 0 | 0.113 | 0.000 | NA | UNADJ |
| 2012 | 0 | 0.113 | 0.000 | NA | UNADJ |
| NA | NA | NA | NA | NA | NA |
| NA | NA | NA | NA | NA | NA |



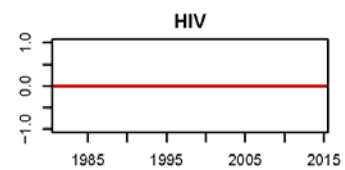
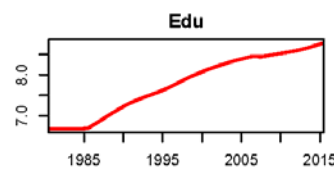
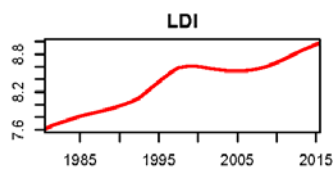
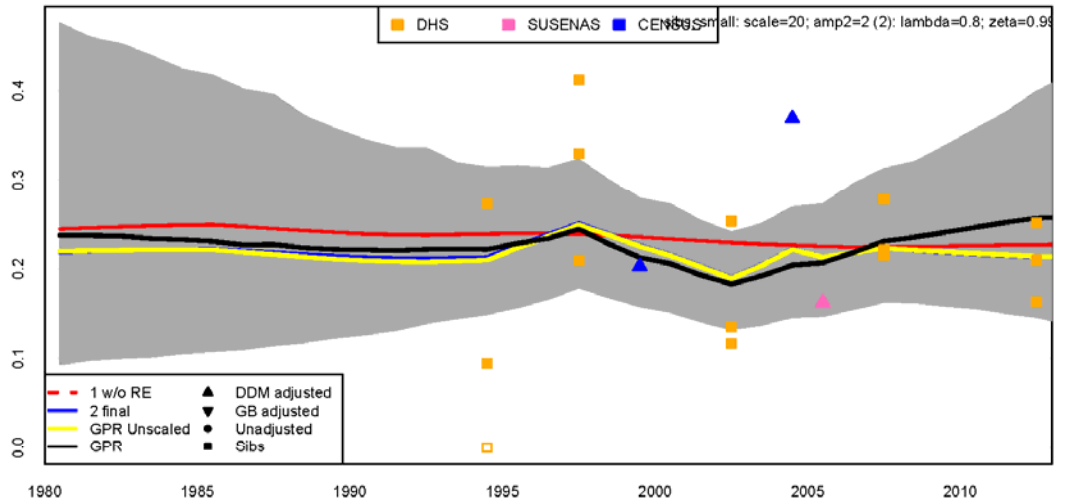
Kalimantan Tengah (62); female; data type sibs_small
Years covered: 6

| Year | 45-15 | se | comp | cat |
|------|-------|-------|-------|------|
| NA | NA | NA | NA | NA |
| NA | NA | NA | NA | NA |
| NA | NA | NA | NA | NA |
| NA | NA | NA | NA | NA |
| NA | NA | NA | NA | NA |
| NA | NA | NA | NA | NA |
| NA | NA | NA | NA | NA |
| NA | NA | NA | NA | NA |
| NA | NA | NA | NA | NA |
| 1994 | 0.317 | 0.010 | 0.485 | UNUS |
| 1994 | 0.317 | 0.010 | 0.485 | UNUS |
| 1994 | 0.210 | 0.010 | 0.485 | UNUS |
| NA | NA | NA | NA | NA |
| 1997 | 0.323 | 0.010 | 0.485 | UNUS |
| 1997 | 0.323 | 0.010 | 0.485 | UNUS |
| 1997 | 0.259 | 0.010 | 0.485 | UNUS |
| NA | NA | NA | NA | NA |
| 2002 | 0.317 | 0.010 | 0.485 | UNUS |
| 2002 | 0.317 | 0.010 | 0.485 | UNUS |
| 2002 | 0.259 | 0.010 | 0.485 | UNUS |
| NA | NA | NA | NA | NA |
| 2005 | 0.189 | 0.010 | 0.485 | UNUS |
| 2005 | 0.189 | 0.010 | 0.485 | UNUS |
| 2005 | 0.210 | 0.010 | 0.485 | UNUS |
| NA | NA | NA | NA | NA |
| 2012 | 0.210 | 0.010 | 0.485 | UNUS |
| 2012 | 0.210 | 0.010 | 0.485 | UNUS |
| 2012 | 0.210 | 0.010 | 0.485 | UNUS |
| NA | NA | NA | NA | NA |
| NA | NA | NA | NA | NA |



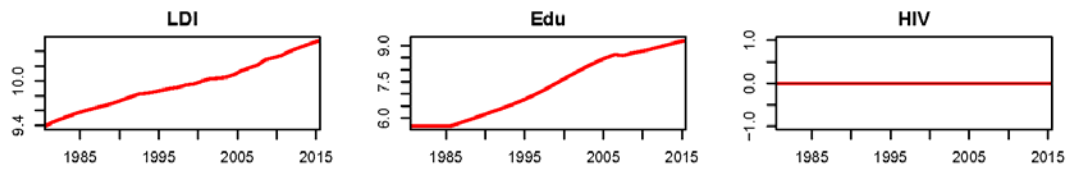
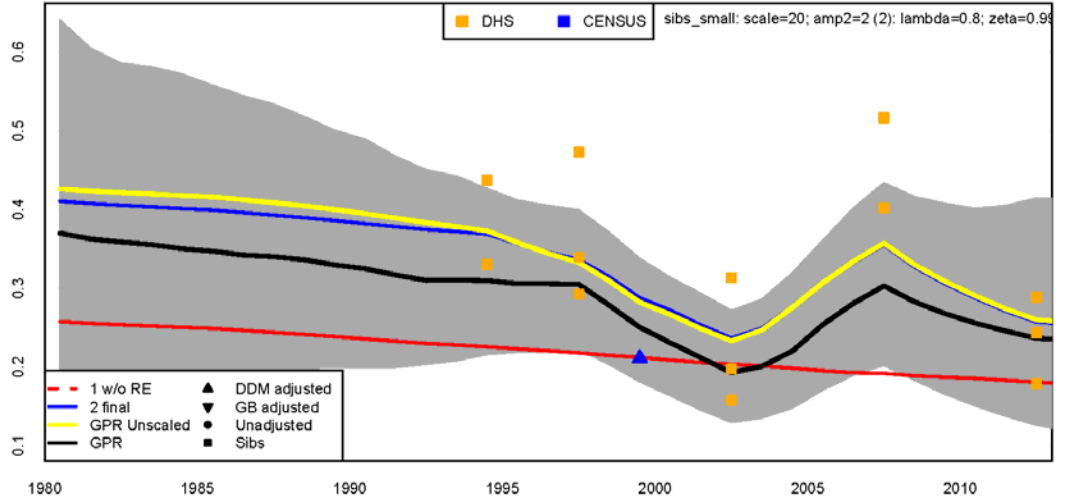
Kalimantan Tengah (62); male; data type sibs_small
Years covered: 8

| Year | 45-15 | se | comp | cat |
|------|-------|-------|-------|------|
| NA | NA | NA | NA | NA |
| NA | NA | NA | NA | NA |
| NA | NA | NA | NA | NA |
| NA | NA | NA | NA | NA |
| NA | NA | NA | NA | NA |
| NA | NA | NA | NA | NA |
| NA | NA | NA | NA | NA |
| NA | NA | NA | NA | NA |
| NA | NA | NA | NA | NA |
| 1994 | 0.000 | 0.010 | 0.878 | UNUS |
| 1994 | 0.000 | 0.010 | 0.878 | UNUS |
| 1994 | 0.273 | 0.010 | 0.878 | UNUS |
| NA | NA | NA | NA | NA |
| 1997 | 0.209 | 0.010 | 0.878 | UNUS |
| 1997 | 0.209 | 0.010 | 0.878 | UNUS |
| 1997 | 0.210 | 0.010 | 0.878 | UNUS |
| 1999 | 0.202 | 0.010 | 0.878 | UNUS |
| NA | NA | NA | NA | NA |
| 2002 | 0.117 | 0.010 | 0.878 | UNUS |
| 2002 | 0.117 | 0.010 | 0.878 | UNUS |
| 2002 | 0.159 | 0.010 | 0.878 | UNUS |
| NA | NA | NA | NA | NA |
| 2004 | 0.369 | 0.010 | 0.878 | UNUS |
| 2004 | 0.369 | 0.010 | 0.878 | UNUS |
| 2004 | 0.485 | 0.010 | 0.878 | UNUS |
| 2005 | 0.107 | 0.010 | 0.878 | UNUS |
| NA | NA | NA | NA | NA |
| 2007 | 0.113 | 0.010 | 0.878 | UNUS |
| 2007 | 0.113 | 0.010 | 0.878 | UNUS |
| 2007 | 0.210 | 0.010 | 0.878 | UNUS |
| 2007 | 0.210 | 0.010 | 0.878 | UNUS |
| NA | NA | NA | NA | NA |
| 2012 | 0.210 | 0.010 | 0.878 | UNUS |
| 2012 | 0.210 | 0.010 | 0.878 | UNUS |
| 2012 | 0.210 | 0.010 | 0.878 | UNUS |
| NA | NA | NA | NA | NA |
| NA | NA | NA | NA | NA |



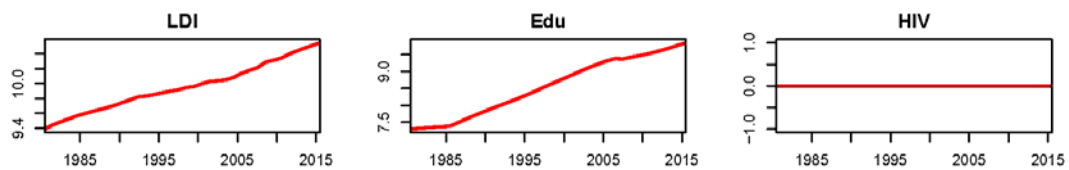
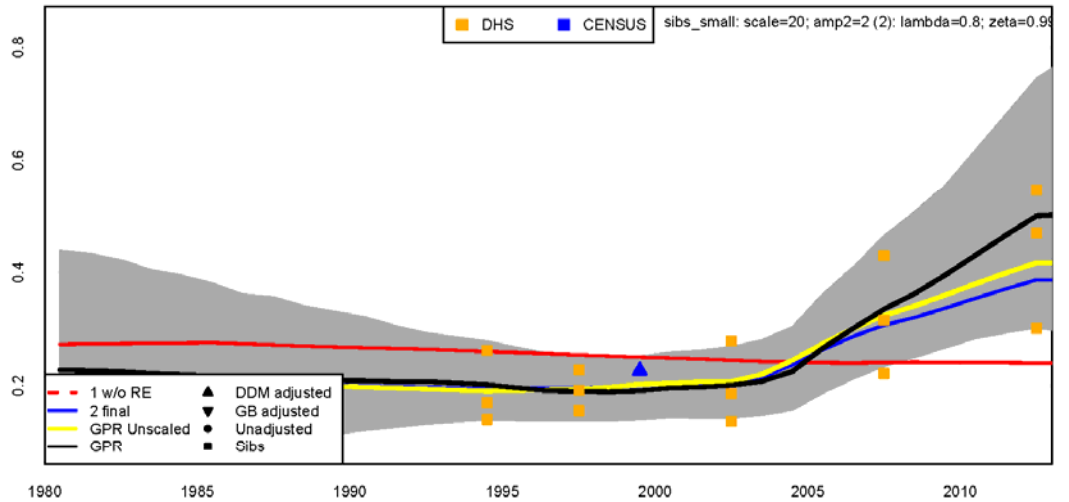
Kalimantan Timur (64); female; data type sibs_small
Years covered: 6

| Year | 45g15 | se | comp | cat |
|------|-------|-------|-------|-----|
| NA | NA | NA | NA | NA |
| NA | NA | NA | NA | NA |
| NA | NA | NA | NA | NA |
| NA | NA | NA | NA | NA |
| NA | NA | NA | NA | NA |
| NA | NA | NA | NA | NA |
| NA | NA | NA | NA | NA |
| NA | NA | NA | NA | NA |
| NA | NA | NA | NA | NA |
| NA | NA | NA | NA | NA |
| 1994 | 0.237 | 0.003 | 1.115 | 2 |
| 1994 | 0.237 | 0.003 | 1.115 | 2 |
| 1994 | 0.237 | 0.003 | 1.115 | 2 |
| NA | NA | NA | NA | NA |
| 1997 | 0.237 | 0.003 | 1.115 | 2 |
| 1997 | 0.237 | 0.003 | 1.115 | 2 |
| 1997 | 0.237 | 0.003 | 1.115 | 2 |
| 1999 | 0.211 | 0.003 | 1.115 | 2 |
| NA | NA | NA | NA | NA |
| 2002 | 0.158 | 0.003 | 1.115 | 2 |
| 2002 | 0.158 | 0.003 | 1.115 | 2 |
| 2002 | 0.158 | 0.003 | 1.115 | 2 |
| NA | NA | NA | NA | NA |
| 2007 | 0.209 | 0.003 | 1.115 | 2 |
| 2007 | 0.209 | 0.003 | 1.115 | 2 |
| NA | NA | NA | NA | NA |
| 2012 | 0.243 | 0.003 | 1.115 | 2 |
| 2012 | 0.243 | 0.003 | 1.115 | 2 |
| 2012 | 0.243 | 0.003 | 1.115 | 2 |
| NA | NA | NA | NA | NA |
| NA | NA | NA | NA | NA |



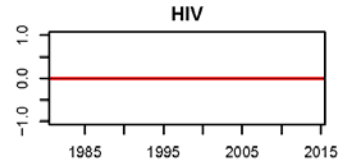
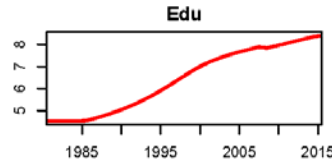
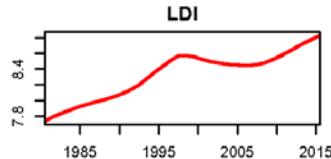
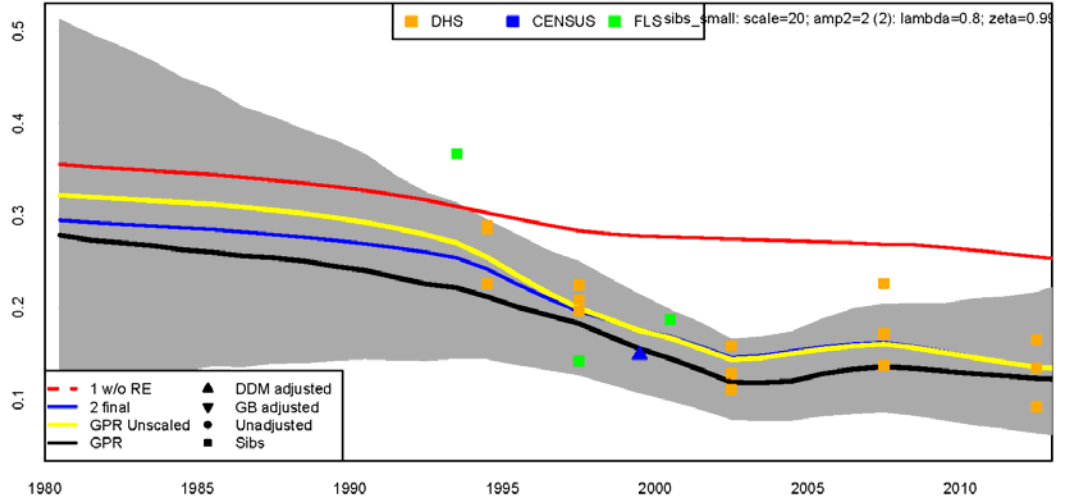
Kalimantan Timur (64); male; data type sibs_small
Years covered: 6

| Year | 45g15 | se | comp | cat |
|------|-------|-------|-------|-----|
| NA | NA | NA | NA | NA |
| NA | NA | NA | NA | NA |
| NA | NA | NA | NA | NA |
| NA | NA | NA | NA | NA |
| NA | NA | NA | NA | NA |
| NA | NA | NA | NA | NA |
| NA | NA | NA | NA | NA |
| NA | NA | NA | NA | NA |
| NA | NA | NA | NA | NA |
| NA | NA | NA | NA | NA |
| 1994 | 0.140 | 0.003 | 1.610 | 2 |
| 1994 | 0.140 | 0.003 | 1.610 | 2 |
| 1994 | 0.140 | 0.003 | 1.610 | 2 |
| NA | NA | NA | NA | NA |
| 1997 | 0.156 | 0.003 | 1.610 | 2 |
| 1997 | 0.156 | 0.003 | 1.610 | 2 |
| 1997 | 0.156 | 0.003 | 1.610 | 2 |
| 1999 | 0.226 | 0.003 | 1.610 | 2 |
| NA | NA | NA | NA | NA |
| 2002 | 0.137 | 0.003 | 1.610 | 2 |
| 2002 | 0.137 | 0.003 | 1.610 | 2 |
| 2002 | 0.137 | 0.003 | 1.610 | 2 |
| NA | NA | NA | NA | NA |
| 2007 | 0.211 | 0.003 | 1.610 | 2 |
| 2007 | 0.211 | 0.003 | 1.610 | 2 |
| 2007 | 0.211 | 0.003 | 1.610 | 2 |
| NA | NA | NA | NA | NA |
| 2012 | 0.270 | 0.003 | 1.610 | 2 |
| 2012 | 0.270 | 0.003 | 1.610 | 2 |
| 2012 | 0.270 | 0.003 | 1.610 | 2 |
| NA | NA | NA | NA | NA |
| NA | NA | NA | NA | NA |



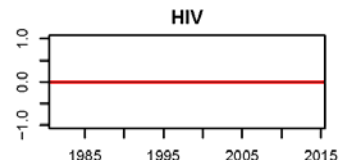
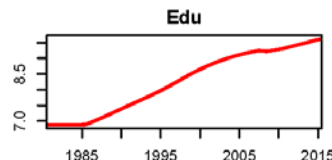
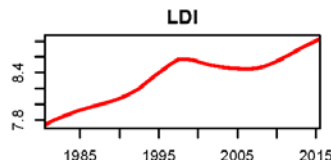
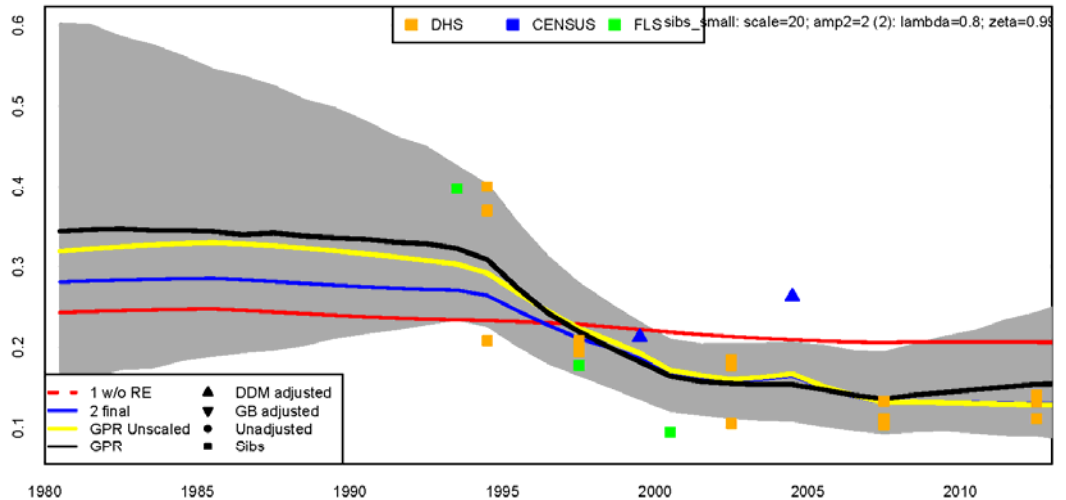
Bali (51); female; data type sibs_small
Years covered: 8

| Year | 45g15 | se | comp | cat |
|------|-------|----|-------|----------------|
| NA | NA | NA | NA | NA |
| NA | NA | NA | NA | NA |
| NA | NA | NA | NA | NA |
| NA | NA | NA | NA | NA |
| NA | NA | NA | NA | NA |
| NA | NA | NA | NA | NA |
| NA | NA | NA | NA | NA |
| NA | NA | NA | NA | NA |
| NA | NA | NA | NA | NA |
| NA | NA | NA | NA | NA |
| 1993 | 0.367 | | | FLS sibs_small |
| 1994 | 0.268 | | | UNADJUSTED |
| 1994 | 0.309 | | | UNADJUSTED |
| 1994 | 0.309 | | | UNADJUSTED |
| NA | NA | NA | NA | NA |
| 1997 | 0.142 | | | FLS sibs_small |
| 1997 | 0.142 | | | UNADJUSTED |
| 1997 | 0.204 | | | UNADJUSTED |
| 1997 | 0.204 | | | UNADJUSTED |
| 1999 | 0.143 | | | UNADJUSTED |
| 2000 | 0.187 | | 1.082 | UNADJUSTED |
| 2002 | 0.111 | | | UNADJUSTED |
| 2002 | 0.128 | | | UNADJUSTED |
| 2002 | 0.128 | | | UNADJUSTED |
| 2007 | 0.171 | | | UNADJUSTED |
| 2007 | 0.171 | | | UNADJUSTED |
| 2007 | 0.171 | | | UNADJUSTED |
| NA | NA | NA | NA | NA |
| NA | NA | NA | NA | NA |
| NA | NA | NA | NA | NA |
| NA | NA | NA | NA | NA |
| 2012 | 0.111 | | | UNADJUSTED |
| 2012 | 0.111 | | | UNADJUSTED |
| 2012 | 0.111 | | | UNADJUSTED |
| NA | NA | NA | NA | NA |
| NA | NA | NA | NA | NA |
| NA | NA | NA | NA | NA |



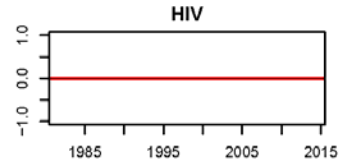
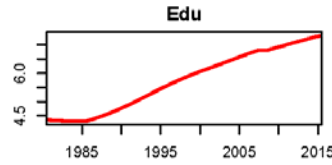
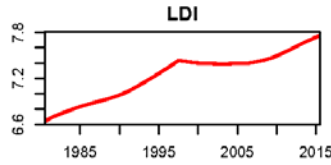
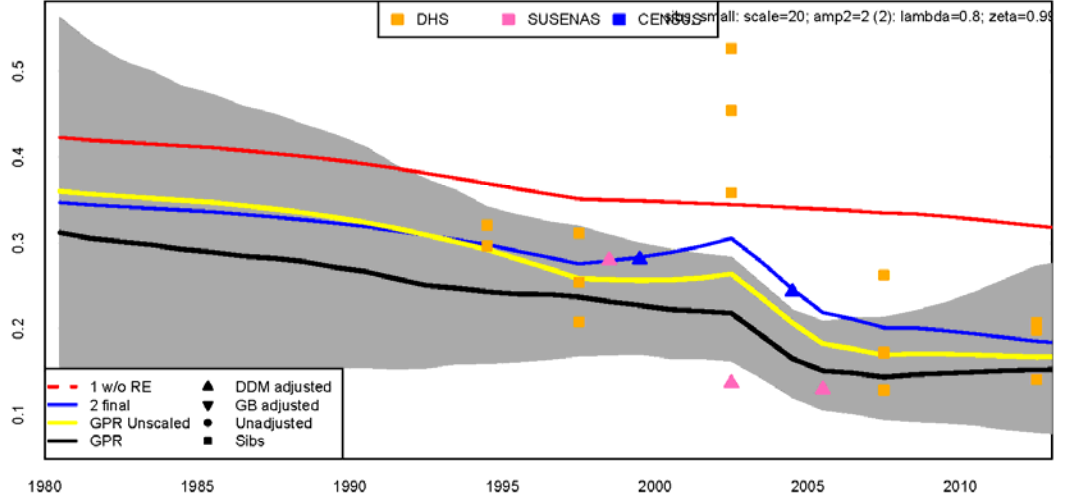
Bali (51); male; data type sibs_small
Years covered: 9

| Year | 45g15 | se | comp | cat |
|------|-------|----|-------|----------------|
| NA | NA | NA | NA | NA |
| NA | NA | NA | NA | NA |
| NA | NA | NA | NA | NA |
| NA | NA | NA | NA | NA |
| NA | NA | NA | NA | NA |
| NA | NA | NA | NA | NA |
| NA | NA | NA | NA | NA |
| NA | NA | NA | NA | NA |
| NA | NA | NA | NA | NA |
| NA | NA | NA | NA | NA |
| 1993 | 0.307 | | | FLS sibs_small |
| 1994 | 0.268 | | | UNADJUSTED |
| 1994 | 0.309 | | | UNADJUSTED |
| 1994 | 0.309 | | | UNADJUSTED |
| NA | NA | NA | NA | NA |
| 1997 | 0.177 | | | FLS sibs_small |
| 1997 | 0.142 | | | UNADJUSTED |
| 1997 | 0.204 | | | UNADJUSTED |
| 1997 | 0.204 | | | UNADJUSTED |
| 1999 | 0.212 | | 1.117 | UNADJUSTED |
| 2000 | 0.233 | | | UNADJUSTED |
| 2002 | 0.107 | | | UNADJUSTED |
| 2002 | 0.114 | | | UNADJUSTED |
| 2002 | 0.114 | | | UNADJUSTED |
| 2004 | 0.262 | | 1.225 | 2 |
| 2007 | 0.103 | | | UNADJUSTED |
| 2007 | 0.113 | | | UNADJUSTED |
| 2007 | 0.113 | | | UNADJUSTED |
| NA | NA | NA | NA | NA |
| NA | NA | NA | NA | NA |
| NA | NA | NA | NA | NA |
| NA | NA | NA | NA | NA |
| 2012 | 0.111 | | | UNADJUSTED |
| 2012 | 0.111 | | | UNADJUSTED |
| 2012 | 0.111 | | | UNADJUSTED |
| NA | NA | NA | NA | NA |
| NA | NA | NA | NA | NA |
| NA | NA | NA | NA | NA |



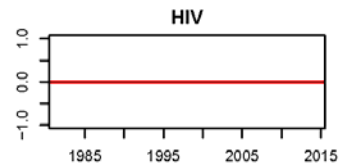
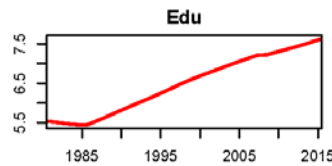
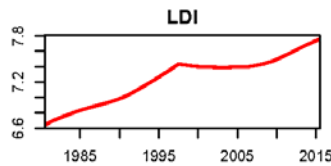
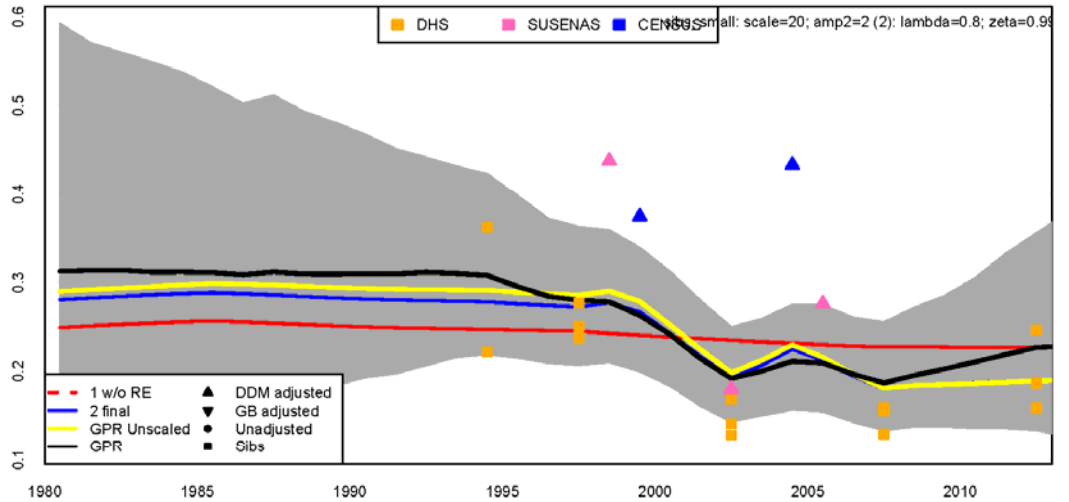
Nusa Tenggara Timur (53); female; data type sibs_small
Years covered: 9

| Year | 45-15 | se | comp | cat |
|------|-------|-------|-------|-----|
| 1994 | 0.251 | 0.011 | 0.898 | 2 |
| 1994 | 0.251 | 0.011 | 0.898 | 2 |
| 1997 | 0.202 | 0.011 | 0.898 | 2 |
| 1997 | 0.202 | 0.011 | 0.898 | 2 |
| 1997 | 0.202 | 0.011 | 0.898 | 2 |
| 1999 | 0.281 | 0.011 | 0.898 | 2 |
| 2002 | 0.151 | 0.011 | 0.543 | 2 |
| 2002 | 0.151 | 0.011 | 0.543 | 2 |
| 2002 | 0.151 | 0.011 | 0.543 | 2 |
| 2004 | 0.243 | 0.011 | 0.856 | 2 |
| 2005 | 0.243 | 0.011 | 0.856 | 2 |
| 2007 | 0.159 | 0.011 | 0.566 | 2 |
| 2007 | 0.159 | 0.011 | 0.566 | 2 |
| 2012 | 0.159 | 0.011 | 0.566 | 2 |
| 2012 | 0.159 | 0.011 | 0.566 | 2 |
| 2012 | 0.159 | 0.011 | 0.566 | 2 |



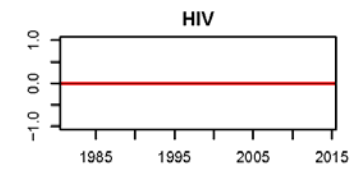
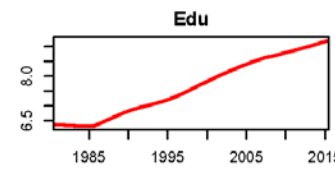
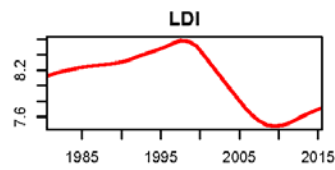
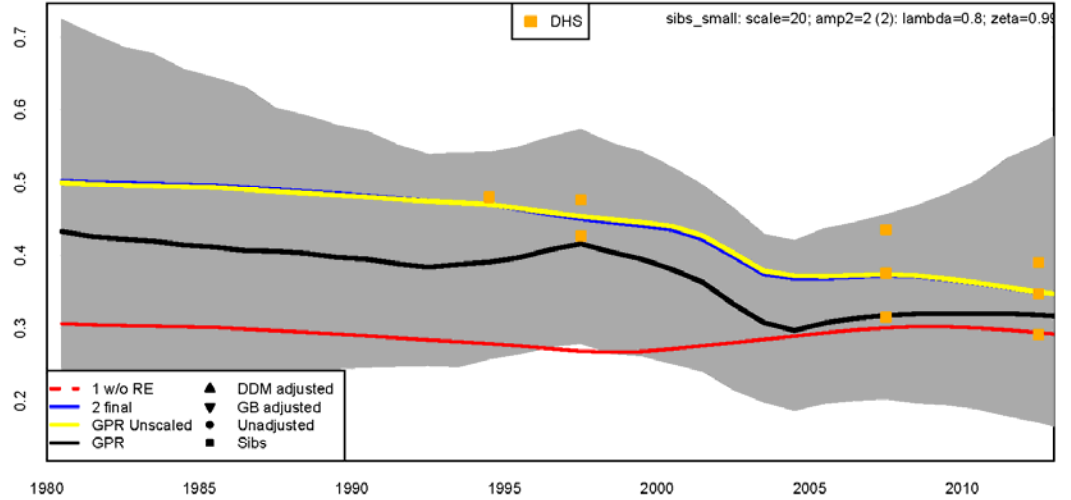
Nusa Tenggara Timur (53); male; data type sibs_small
Years covered: 9

| Year | 45-15 | se | comp | cat |
|------|-------|-------|-------|-----|
| 1994 | 0.229 | 0.011 | 0.898 | 2 |
| 1994 | 0.229 | 0.011 | 0.898 | 2 |
| 1997 | 0.253 | 0.011 | 0.881 | 2 |
| 1997 | 0.253 | 0.011 | 0.881 | 2 |
| 1997 | 0.253 | 0.011 | 0.881 | 2 |
| 1999 | 0.374 | 0.011 | 0.898 | 2 |
| 2002 | 0.147 | 0.011 | 0.454 | 2 |
| 2002 | 0.147 | 0.011 | 0.454 | 2 |
| 2002 | 0.147 | 0.011 | 0.454 | 2 |
| 2004 | 0.433 | 0.011 | 0.848 | 2 |
| 2005 | 0.433 | 0.011 | 0.848 | 2 |
| 2007 | 0.159 | 0.011 | 0.566 | 2 |
| 2007 | 0.159 | 0.011 | 0.566 | 2 |
| 2012 | 0.159 | 0.011 | 0.566 | 2 |
| 2012 | 0.159 | 0.011 | 0.566 | 2 |
| 2012 | 0.159 | 0.011 | 0.566 | 2 |



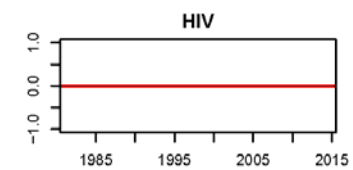
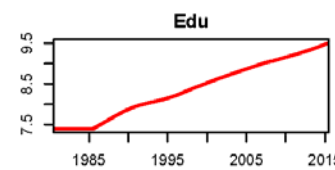
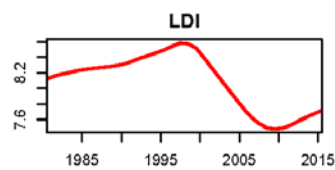
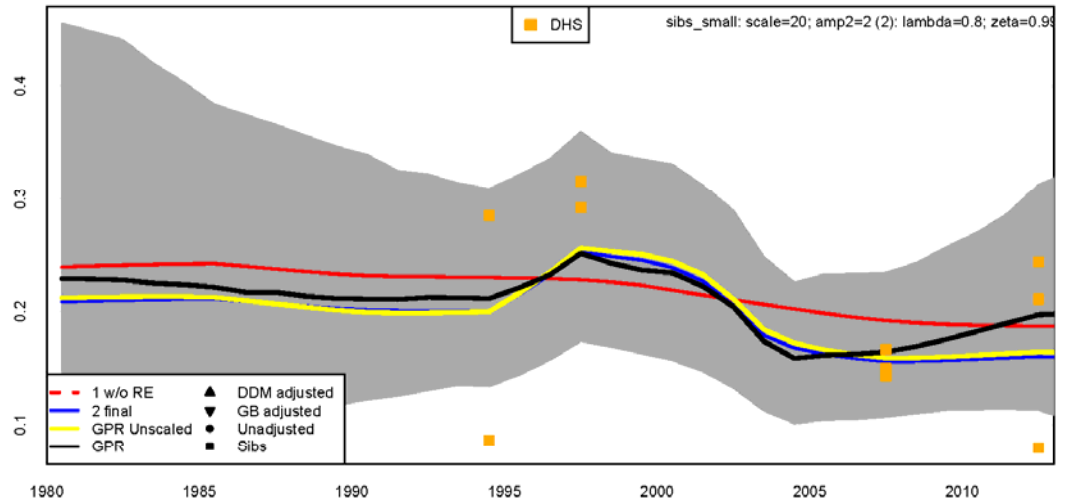
Maluku (81); female; data type sibs_small
Years covered: 4

| Year | 45 | 15 | se | comp | cat |
|------|-------|-------|-------|-------|-------|
| NA | NA | NA | NA | NA | NA |
| NA | NA | NA | NA | NA | NA |
| NA | NA | NA | NA | NA | NA |
| NA | NA | NA | NA | NA | NA |
| NA | NA | NA | NA | NA | NA |
| NA | NA | NA | NA | NA | NA |
| NA | NA | NA | NA | NA | NA |
| NA | NA | NA | NA | NA | NA |
| NA | NA | NA | NA | NA | NA |
| 1994 | 0.433 | 0.433 | 0.000 | 0.000 | 0.000 |
| 1997 | 0.473 | 0.473 | 0.000 | 0.000 | 0.000 |
| 1997 | 0.473 | 0.473 | 0.000 | 0.000 | 0.000 |
| NA | NA | NA | NA | NA | NA |
| NA | NA | NA | NA | NA | NA |
| NA | NA | NA | NA | NA | NA |
| NA | NA | NA | NA | NA | NA |
| NA | NA | NA | NA | NA | NA |
| NA | NA | NA | NA | NA | NA |
| 2007 | 0.313 | 0.313 | 0.000 | 0.000 | 0.000 |
| 2007 | 0.313 | 0.313 | 0.000 | 0.000 | 0.000 |
| 2007 | 0.433 | 0.433 | 0.000 | 0.000 | 0.000 |
| NA | NA | NA | NA | NA | NA |
| NA | NA | NA | NA | NA | NA |
| 2012 | 0.343 | 0.343 | 0.000 | 0.000 | 0.000 |
| 2012 | 0.343 | 0.343 | 0.000 | 0.000 | 0.000 |
| 2012 | 0.343 | 0.343 | 0.000 | 0.000 | 0.000 |
| NA | NA | NA | NA | NA | NA |
| NA | NA | NA | NA | NA | NA |
| NA | NA | NA | NA | NA | NA |



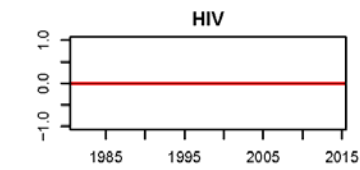
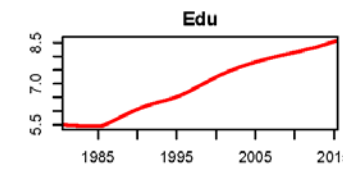
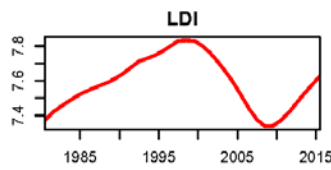
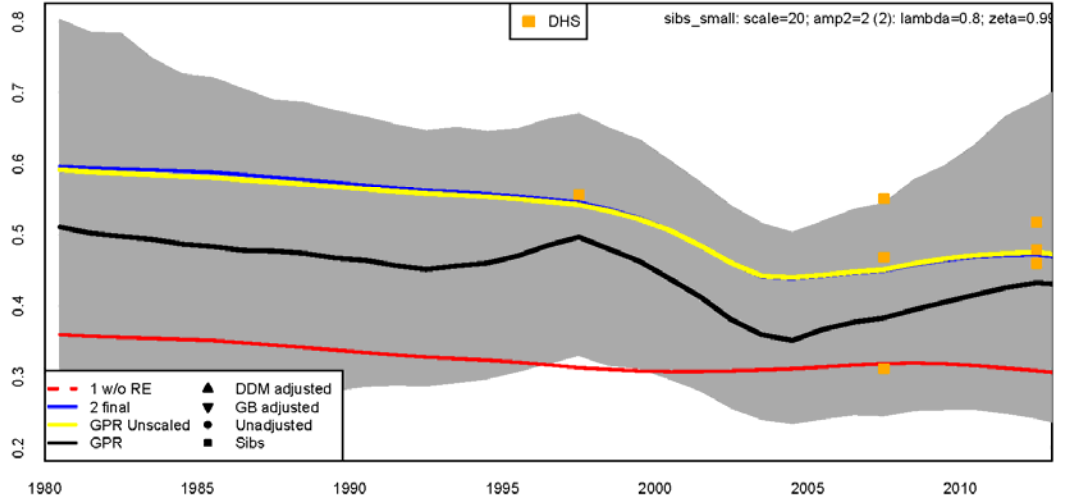
Maluku (81); male; data type sibs_small
Years covered: 4

| Year | 45 | 15 | se | comp | cat |
|------|-------|-------|-------|-------|-------|
| NA | NA | NA | NA | NA | NA |
| NA | NA | NA | NA | NA | NA |
| NA | NA | NA | NA | NA | NA |
| NA | NA | NA | NA | NA | NA |
| NA | NA | NA | NA | NA | NA |
| NA | NA | NA | NA | NA | NA |
| NA | NA | NA | NA | NA | NA |
| NA | NA | NA | NA | NA | NA |
| NA | NA | NA | NA | NA | NA |
| 1994 | 0.283 | 0.283 | 0.000 | 0.000 | 0.000 |
| 1994 | 0.283 | 0.283 | 0.000 | 0.000 | 0.000 |
| 1997 | 0.313 | 0.313 | 0.000 | 0.000 | 0.000 |
| 1997 | 0.313 | 0.313 | 0.000 | 0.000 | 0.000 |
| NA | NA | NA | NA | NA | NA |
| NA | NA | NA | NA | NA | NA |
| NA | NA | NA | NA | NA | NA |
| NA | NA | NA | NA | NA | NA |
| NA | NA | NA | NA | NA | NA |
| NA | NA | NA | NA | NA | NA |
| 2007 | 0.143 | 0.143 | 0.000 | 0.000 | 0.000 |
| 2007 | 0.143 | 0.143 | 0.000 | 0.000 | 0.000 |
| 2007 | 0.283 | 0.283 | 0.000 | 0.000 | 0.000 |
| NA | NA | NA | NA | NA | NA |
| NA | NA | NA | NA | NA | NA |
| 2012 | 0.173 | 0.173 | 0.000 | 0.000 | 0.000 |
| 2012 | 0.173 | 0.173 | 0.000 | 0.000 | 0.000 |
| 2012 | 0.173 | 0.173 | 0.000 | 0.000 | 0.000 |
| NA | NA | NA | NA | NA | NA |
| NA | NA | NA | NA | NA | NA |
| NA | NA | NA | NA | NA | NA |



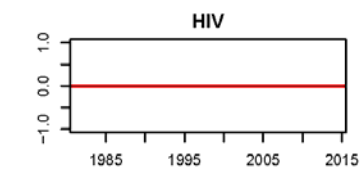
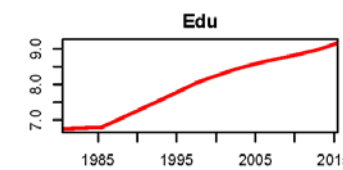
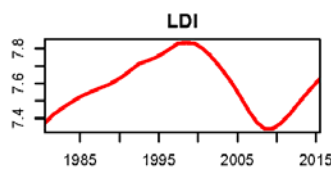
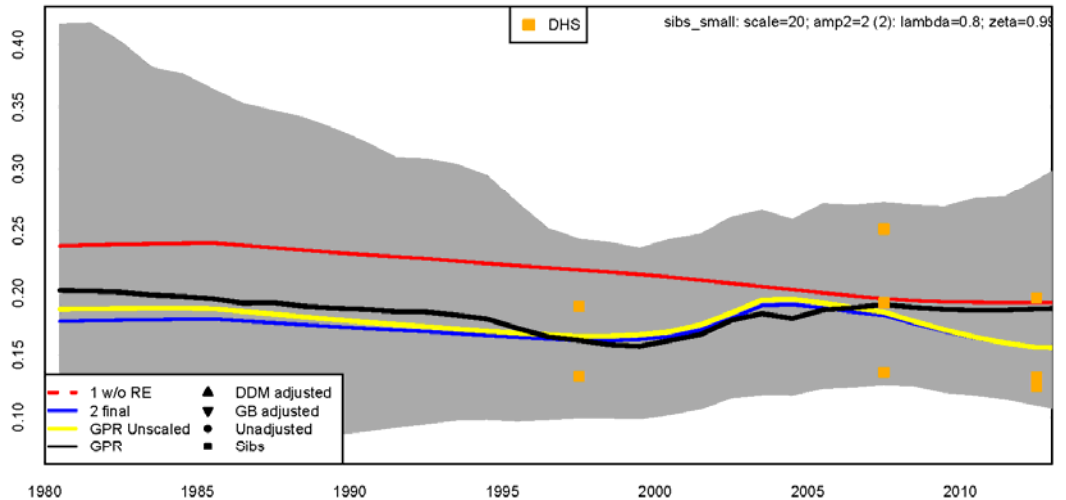
Maluku Utara (82); female; data type sibs_small
Years covered: 3

| Year | 45 | 15 | se | comp | cat |
|------|----|-------|-------|-------|-----|
| NA | NA | NA | NA | NA | NA |
| NA | NA | NA | NA | NA | NA |
| NA | NA | NA | NA | NA | NA |
| NA | NA | NA | NA | NA | NA |
| NA | NA | NA | NA | NA | NA |
| NA | NA | NA | NA | NA | NA |
| NA | NA | NA | NA | NA | NA |
| NA | NA | NA | NA | NA | NA |
| NA | NA | NA | NA | NA | NA |
| NA | NA | NA | NA | NA | NA |
| NA | NA | NA | NA | NA | NA |
| NA | NA | NA | NA | NA | NA |
| 1997 | 0 | 0.150 | 0.000 | 0.000 | 0 |
| NA | NA | NA | NA | NA | NA |
| NA | NA | NA | NA | NA | NA |
| NA | NA | NA | NA | NA | NA |
| NA | NA | NA | NA | NA | NA |
| NA | NA | NA | NA | NA | NA |
| NA | NA | NA | NA | NA | NA |
| NA | NA | NA | NA | NA | NA |
| NA | NA | NA | NA | NA | NA |
| NA | NA | NA | NA | NA | NA |
| 2007 | 0 | 0.110 | 0.000 | 0.000 | 0 |
| 2007 | 0 | 0.489 | 0.000 | 0.000 | 0 |
| 2007 | 0 | 0.250 | 0.000 | 0.000 | 0 |
| NA | NA | NA | NA | NA | NA |
| NA | NA | NA | NA | NA | NA |
| NA | NA | NA | NA | NA | NA |
| NA | NA | NA | NA | NA | NA |
| 2012 | 0 | 0.210 | 0.000 | 0.000 | 0 |
| 2012 | 0 | 0.210 | 0.000 | 0.000 | 0 |
| 2012 | 0 | 0.210 | 0.000 | 0.000 | 0 |
| NA | NA | NA | NA | NA | NA |
| NA | NA | NA | NA | NA | NA |
| NA | NA | NA | NA | NA | NA |



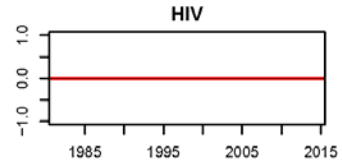
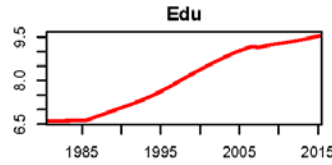
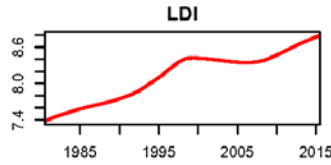
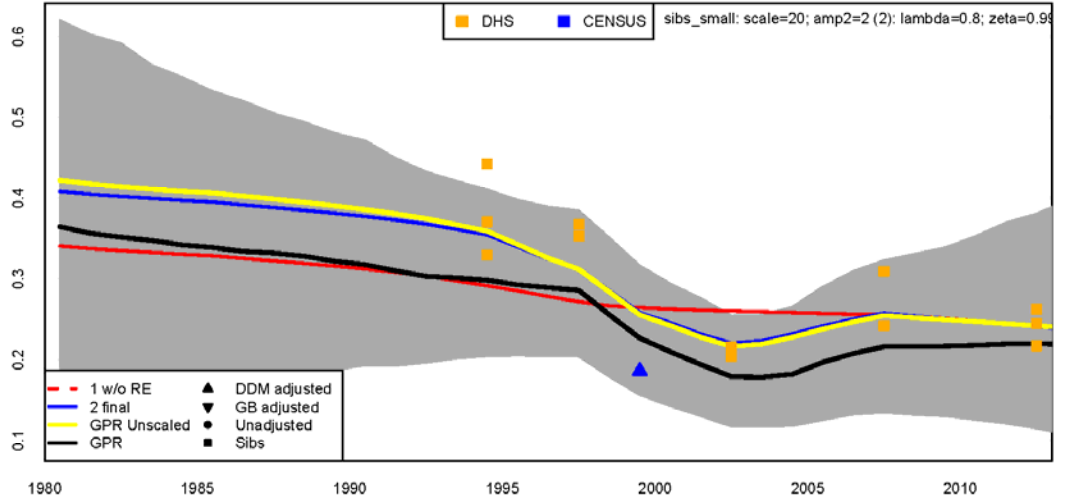
Maluku Utara (82); male; data type sibs_small
Years covered: 3

| Year | 45 | 15 | se | comp | cat |
|------|----|-------|-------|-------|-----|
| NA | NA | NA | NA | NA | NA |
| NA | NA | NA | NA | NA | NA |
| NA | NA | NA | NA | NA | NA |
| NA | NA | NA | NA | NA | NA |
| NA | NA | NA | NA | NA | NA |
| NA | NA | NA | NA | NA | NA |
| NA | NA | NA | NA | NA | NA |
| NA | NA | NA | NA | NA | NA |
| NA | NA | NA | NA | NA | NA |
| NA | NA | NA | NA | NA | NA |
| NA | NA | NA | NA | NA | NA |
| NA | NA | NA | NA | NA | NA |
| 1997 | 0 | 0.100 | 0.000 | 0.000 | 0 |
| 1997 | 0 | 0.100 | 0.000 | 0.000 | 0 |
| NA | NA | NA | NA | NA | NA |
| NA | NA | NA | NA | NA | NA |
| NA | NA | NA | NA | NA | NA |
| NA | NA | NA | NA | NA | NA |
| NA | NA | NA | NA | NA | NA |
| NA | NA | NA | NA | NA | NA |
| NA | NA | NA | NA | NA | NA |
| NA | NA | NA | NA | NA | NA |
| 2007 | 0 | 0.150 | 0.000 | 0.000 | 0 |
| 2007 | 0 | 0.150 | 0.000 | 0.000 | 0 |
| 2007 | 0 | 0.150 | 0.000 | 0.000 | 0 |
| NA | NA | NA | NA | NA | NA |
| NA | NA | NA | NA | NA | NA |
| NA | NA | NA | NA | NA | NA |
| NA | NA | NA | NA | NA | NA |
| 2012 | 0 | 0.000 | 0.000 | 0.000 | 0 |
| 2012 | 0 | 0.000 | 0.000 | 0.000 | 0 |
| 2012 | 0 | 0.000 | 0.000 | 0.000 | 0 |
| NA | NA | NA | NA | NA | NA |
| NA | NA | NA | NA | NA | NA |
| NA | NA | NA | NA | NA | NA |



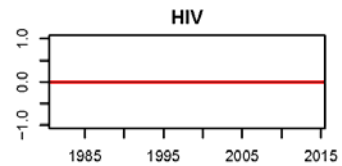
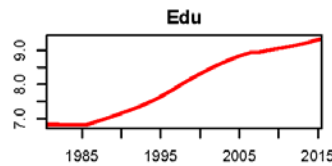
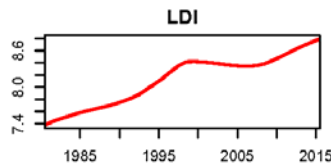
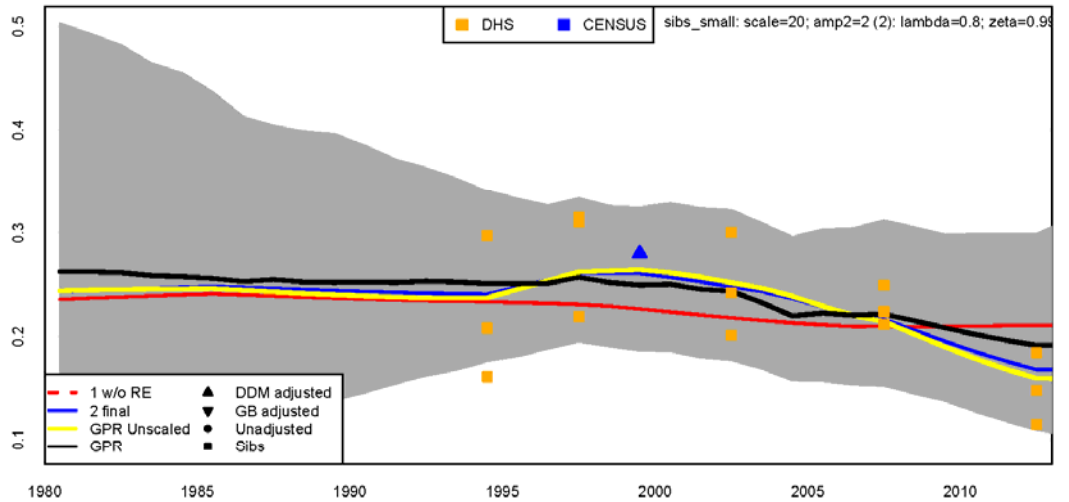
Sulawesi Utara (71); female; data type sibs_small
Years covered: 6

| Year | 45g15 | se | comp | cat |
|------|-------|-------|-------|-----|
| NA | NA | NA | NA | NA |
| NA | NA | NA | NA | NA |
| NA | NA | NA | NA | NA |
| NA | NA | NA | NA | NA |
| NA | NA | NA | NA | NA |
| NA | NA | NA | NA | NA |
| NA | NA | NA | NA | NA |
| NA | NA | NA | NA | NA |
| NA | NA | NA | NA | NA |
| NA | NA | NA | NA | NA |
| 1994 | 0.371 | 0.013 | 0.800 | 2 |
| 1994 | 0.371 | 0.013 | 0.800 | 2 |
| 1994 | 0.242 | 0.013 | 0.800 | 2 |
| NA | NA | NA | NA | NA |
| 1997 | 0.368 | 0.013 | 0.800 | 2 |
| 1997 | 0.368 | 0.013 | 0.800 | 2 |
| 1999 | 0.199 | 0.013 | 0.800 | 2 |
| NA | NA | NA | NA | NA |
| 2002 | 0.203 | 0.013 | 0.800 | 2 |
| 2002 | 0.219 | 0.013 | 0.800 | 2 |
| 2002 | 0.219 | 0.013 | 0.800 | 2 |
| NA | NA | NA | NA | NA |
| 2007 | 0.319 | 0.013 | 0.800 | 2 |
| 2007 | 0.319 | 0.013 | 0.800 | 2 |
| NA | NA | NA | NA | NA |
| 2012 | 0.211 | 0.013 | 0.800 | 2 |
| 2012 | 0.263 | 0.013 | 0.800 | 2 |
| NA | NA | NA | NA | NA |
| NA | NA | NA | NA | NA |



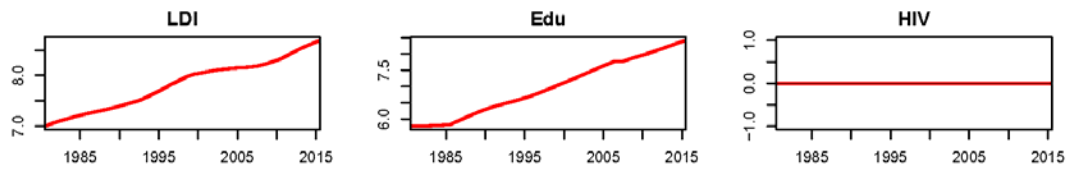
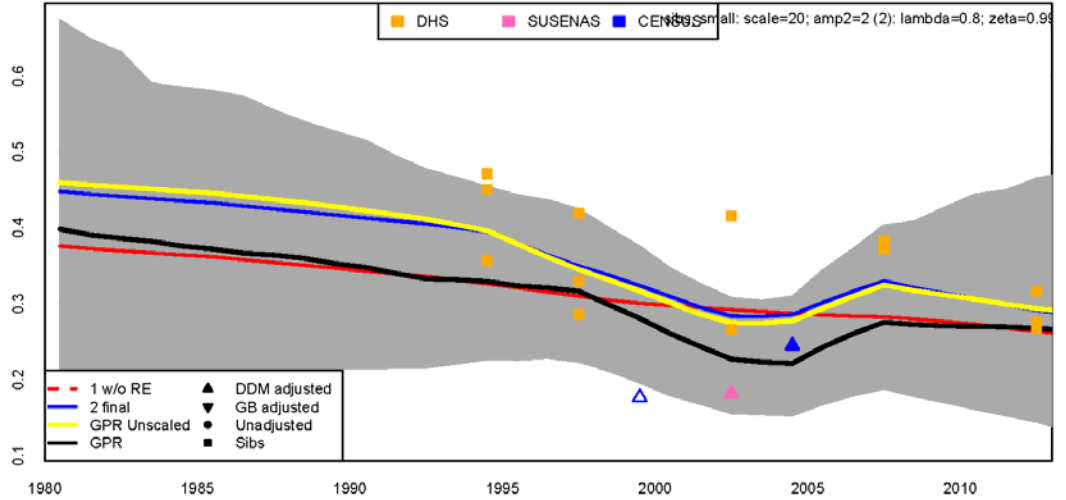
Sulawesi Utara (71); male; data type sibs_small
Years covered: 6

| Year | 45g15 | se | comp | cat |
|------|-------|-------|-------|-----|
| NA | NA | NA | NA | NA |
| NA | NA | NA | NA | NA |
| NA | NA | NA | NA | NA |
| NA | NA | NA | NA | NA |
| NA | NA | NA | NA | NA |
| NA | NA | NA | NA | NA |
| NA | NA | NA | NA | NA |
| NA | NA | NA | NA | NA |
| NA | NA | NA | NA | NA |
| NA | NA | NA | NA | NA |
| 1994 | 0.163 | 0.013 | 0.683 | 2 |
| 1994 | 0.207 | 0.013 | 0.683 | 2 |
| NA | NA | NA | NA | NA |
| 1997 | 0.219 | 0.013 | 0.683 | 2 |
| 1997 | 0.319 | 0.013 | 0.683 | 2 |
| 1999 | 0.290 | 0.013 | 0.683 | 2 |
| NA | NA | NA | NA | NA |
| 2002 | 0.203 | 0.013 | 0.683 | 2 |
| 2002 | 0.307 | 0.013 | 0.683 | 2 |
| NA | NA | NA | NA | NA |
| 2007 | 0.311 | 0.013 | 0.683 | 2 |
| 2007 | 0.233 | 0.013 | 0.683 | 2 |
| 2007 | 0.309 | 0.013 | 0.683 | 2 |
| NA | NA | NA | NA | NA |
| 2012 | 0.143 | 0.013 | 0.683 | 2 |
| 2012 | 0.199 | 0.013 | 0.683 | 2 |
| NA | NA | NA | NA | NA |
| NA | NA | NA | NA | NA |



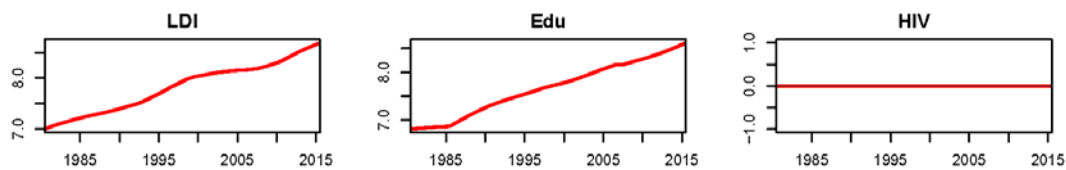
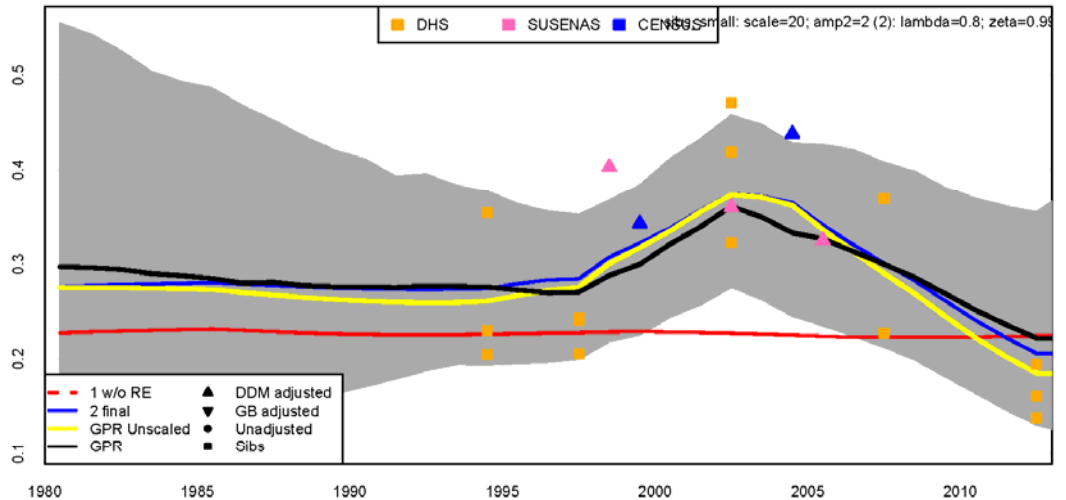
Sulawesi Tengah (72); female; data type sibs_small
Years covered: 6

| Year | 45 | 15 | se | comp | cat |
|------|-------|-------|-------|-------|-------|
| NA | NA | NA | NA | NA | NA |
| NA | NA | NA | NA | NA | NA |
| NA | NA | NA | NA | NA | NA |
| NA | NA | NA | NA | NA | NA |
| NA | NA | NA | NA | NA | NA |
| NA | NA | NA | NA | NA | NA |
| NA | NA | NA | NA | NA | NA |
| NA | NA | NA | NA | NA | NA |
| NA | NA | NA | NA | NA | NA |
| 1994 | 0.250 | 0.250 | 0.250 | 0.250 | 0.250 |
| 1994 | 0.250 | 0.250 | 0.250 | 0.250 | 0.250 |
| 1994 | 0.271 | 0.271 | 0.271 | 0.271 | 0.271 |
| NA | NA | NA | NA | NA | NA |
| 1997 | 0.350 | 0.350 | 0.350 | 0.350 | 0.350 |
| 1997 | 0.350 | 0.350 | 0.350 | 0.350 | 0.350 |
| 1997 | 0.310 | 0.310 | 0.310 | 0.310 | 0.310 |
| NA | NA | NA | NA | NA | NA |
| 1999 | 0.178 | 0.178 | 0.178 | 1.395 | 2 |
| NA | NA | NA | NA | NA | NA |
| 2002 | 0.153 | 0.153 | 0.153 | 0.343 | 0.343 |
| 2002 | 0.295 | 0.295 | 0.295 | 0.295 | 0.295 |
| 2002 | 0.210 | 0.210 | 0.210 | 0.210 | 0.210 |
| NA | NA | NA | NA | NA | NA |
| 2004 | 0.245 | 0.245 | 0.245 | 1.355 | 2 |
| NA | NA | NA | NA | NA | NA |
| 2007 | 0.355 | 0.355 | 0.355 | 0.355 | 0.355 |
| NA | NA | NA | NA | NA | NA |
| 2012 | 0.250 | 0.250 | 0.250 | 0.250 | 0.250 |
| 2012 | 0.250 | 0.250 | 0.250 | 0.250 | 0.250 |
| 2012 | 0.210 | 0.210 | 0.210 | 0.210 | 0.210 |
| NA | NA | NA | NA | NA | NA |
| NA | NA | NA | NA | NA | NA |
| NA | NA | NA | NA | NA | NA |



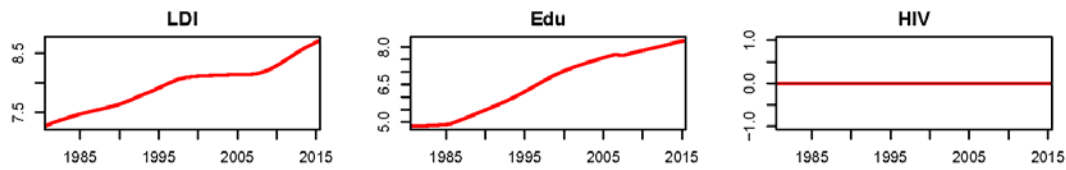
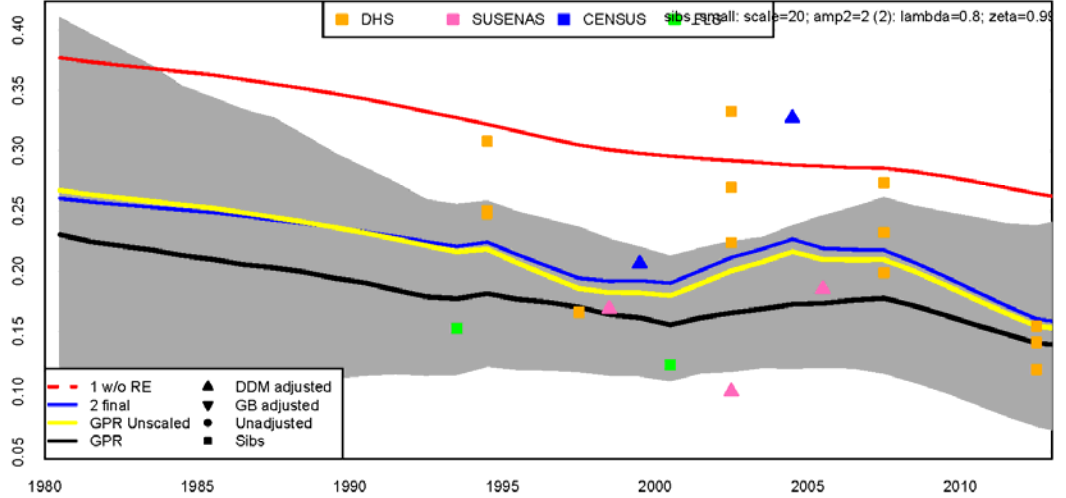
Sulawesi Tengah (72); male; data type sibs_small
Years covered: 9

| Year | 45 | 15 | se | comp | cat |
|------|-------|-------|-------|-------|-------|
| NA | NA | NA | NA | NA | NA |
| NA | NA | NA | NA | NA | NA |
| NA | NA | NA | NA | NA | NA |
| NA | NA | NA | NA | NA | NA |
| NA | NA | NA | NA | NA | NA |
| NA | NA | NA | NA | NA | NA |
| NA | NA | NA | NA | NA | NA |
| NA | NA | NA | NA | NA | NA |
| NA | NA | NA | NA | NA | NA |
| 1994 | 0.205 | 0.205 | 0.205 | 0.205 | 0.205 |
| 1994 | 0.250 | 0.250 | 0.250 | 0.250 | 0.250 |
| 1994 | 0.354 | 0.354 | 0.354 | 0.354 | 0.354 |
| NA | NA | NA | NA | NA | NA |
| 1997 | 0.205 | 0.205 | 0.205 | 0.205 | 0.205 |
| 1997 | 0.343 | 0.343 | 0.343 | 0.343 | 0.343 |
| 1997 | 0.405 | 0.405 | 0.405 | 0.405 | 0.405 |
| 1999 | 0.343 | 0.343 | 0.343 | 0.797 | 2 |
| NA | NA | NA | NA | NA | NA |
| 2002 | 0.323 | 0.323 | 0.323 | 0.323 | 0.323 |
| 2002 | 0.360 | 0.360 | 0.360 | 0.360 | 0.360 |
| 2002 | 0.419 | 0.419 | 0.419 | 0.419 | 0.419 |
| 2002 | 0.471 | 0.471 | 0.471 | 0.471 | 0.471 |
| NA | NA | NA | NA | NA | NA |
| 2004 | 0.438 | 0.438 | 0.438 | 0.764 | 2 |
| 2004 | 0.525 | 0.525 | 0.525 | 0.525 | 0.525 |
| 2007 | 0.550 | 0.550 | 0.550 | 0.550 | 0.550 |
| NA | NA | NA | NA | NA | NA |
| 2012 | 0.180 | 0.180 | 0.180 | 0.180 | 0.180 |
| 2012 | 0.180 | 0.180 | 0.180 | 0.180 | 0.180 |
| 2012 | 0.150 | 0.150 | 0.150 | 0.150 | 0.150 |
| NA | NA | NA | NA | NA | NA |
| NA | NA | NA | NA | NA | NA |
| NA | NA | NA | NA | NA | NA |



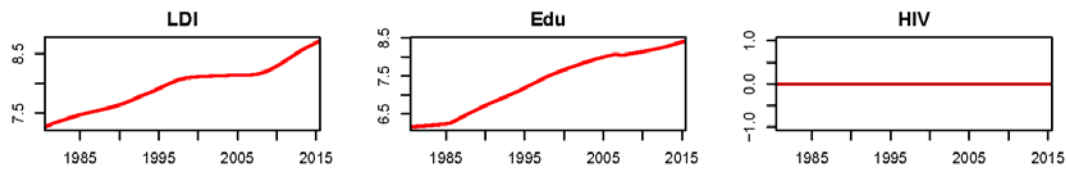
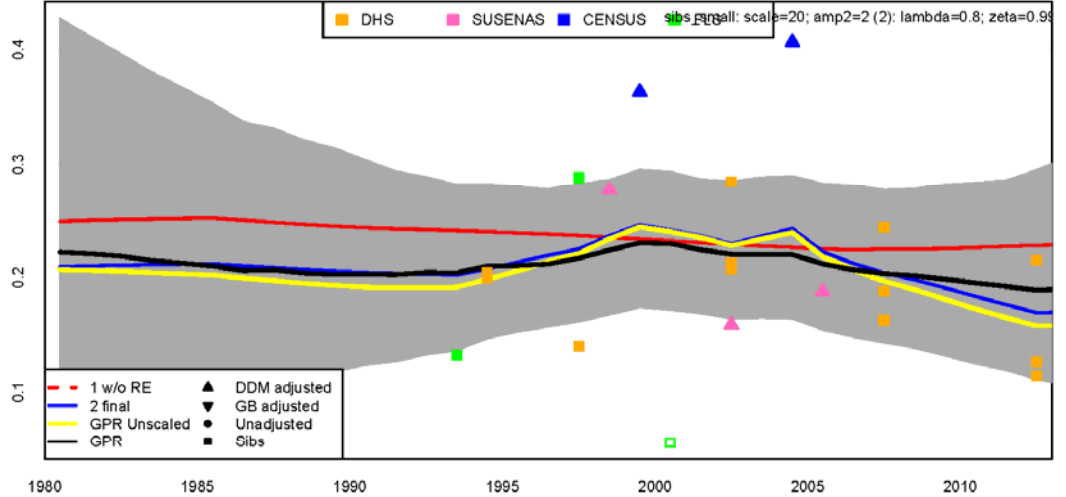
Sulawesi Selatan (73); female; data type sibs_small
Years covered: 11

| Year | 45 | 15 | se | comp | cat |
|------|-------|----|----|-------|--------|
| NA | NA | NA | NA | NA | NA |
| NA | NA | NA | NA | NA | NA |
| NA | NA | NA | NA | NA | NA |
| NA | NA | NA | NA | NA | NA |
| NA | NA | NA | NA | NA | NA |
| NA | NA | NA | NA | NA | NA |
| NA | NA | NA | NA | NA | NA |
| NA | NA | NA | NA | NA | NA |
| NA | NA | NA | NA | NA | NA |
| 1993 | 0.153 | | | | CENSUS |
| 1994 | 0.250 | | | | CENSUS |
| 1994 | 0.250 | | | | CENSUS |
| 1994 | 0.250 | | | | CENSUS |
| NA | NA | NA | NA | NA | NA |
| 1997 | 0.169 | | | | CENSUS |
| 1997 | 0.169 | | | | CENSUS |
| 1997 | 0.169 | | | | CENSUS |
| 1999 | 0.208 | | | 0.940 | CENSUS |
| 2000 | 0.193 | | | | CENSUS |
| NA | NA | NA | NA | NA | NA |
| 2002 | 0.150 | | | 0.515 | CENSUS |
| 2002 | 0.150 | | | | CENSUS |
| 2002 | 0.150 | | | | CENSUS |
| 2002 | 0.150 | | | | CENSUS |
| 2002 | 0.150 | | | | CENSUS |
| 2004 | 0.327 | | | 0.955 | CENSUS |
| 2005 | 0.175 | | | 0.527 | CENSUS |
| NA | NA | NA | NA | NA | NA |
| 2007 | 0.199 | | | | CENSUS |
| 2007 | 0.199 | | | | CENSUS |
| 2007 | 0.199 | | | | CENSUS |
| NA | NA | NA | NA | NA | NA |
| NA | NA | NA | NA | NA | NA |
| NA | NA | NA | NA | NA | NA |
| 2012 | 0.143 | | | | CENSUS |
| 2012 | 0.143 | | | | CENSUS |
| 2012 | 0.143 | | | | CENSUS |
| NA | NA | NA | NA | NA | NA |
| NA | NA | NA | NA | NA | NA |



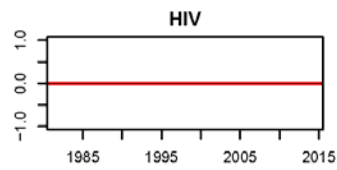
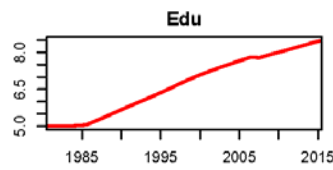
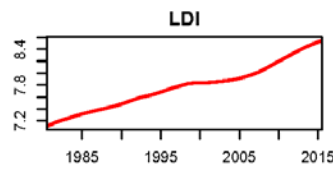
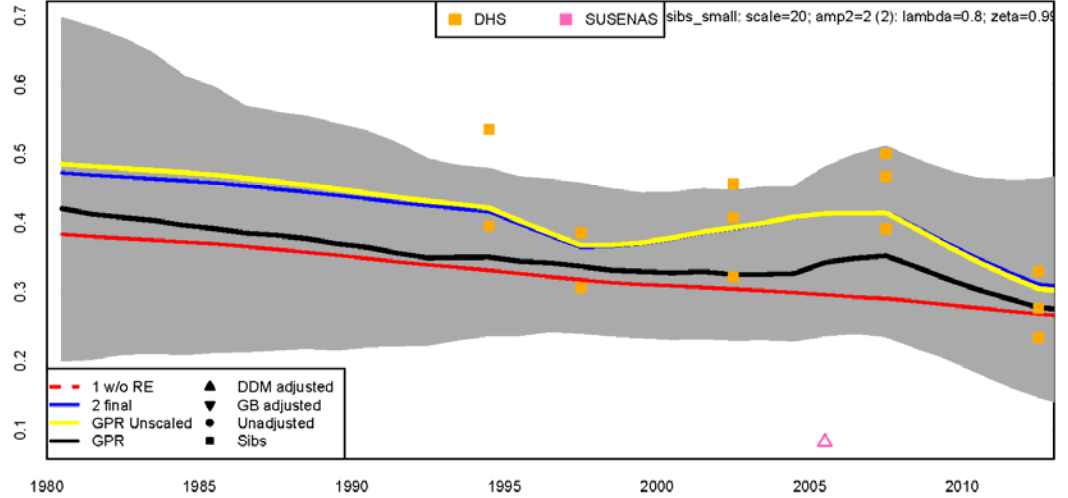
Sulawesi Selatan (73); male; data type sibs_small
Years covered: 10

| Year | 45 | 15 | se | comp | cat |
|------|-------|----|----|-------|--------|
| NA | NA | NA | NA | NA | NA |
| NA | NA | NA | NA | NA | NA |
| NA | NA | NA | NA | NA | NA |
| NA | NA | NA | NA | NA | NA |
| NA | NA | NA | NA | NA | NA |
| NA | NA | NA | NA | NA | NA |
| NA | NA | NA | NA | NA | NA |
| NA | NA | NA | NA | NA | NA |
| NA | NA | NA | NA | NA | NA |
| 1993 | 0.130 | | | | CENSUS |
| 1994 | 0.200 | | | | CENSUS |
| 1994 | 0.200 | | | | CENSUS |
| 1994 | 0.200 | | | | CENSUS |
| NA | NA | NA | NA | NA | NA |
| 1997 | 0.140 | | | | CENSUS |
| 1997 | 0.288 | | | 0.655 | CENSUS |
| 1999 | 0.383 | | | 0.932 | CENSUS |
| 2000 | 0.195 | | | | CENSUS |
| NA | NA | NA | NA | NA | NA |
| 2002 | 0.179 | | | 0.637 | CENSUS |
| 2002 | 0.179 | | | | CENSUS |
| 2002 | 0.179 | | | | CENSUS |
| 2002 | 0.179 | | | | CENSUS |
| 2004 | 0.406 | | | 0.948 | CENSUS |
| 2005 | 0.168 | | | 0.652 | CENSUS |
| NA | NA | NA | NA | NA | NA |
| 2007 | 0.163 | | | | CENSUS |
| 2007 | 0.163 | | | | CENSUS |
| 2007 | 0.163 | | | | CENSUS |
| NA | NA | NA | NA | NA | NA |
| NA | NA | NA | NA | NA | NA |
| NA | NA | NA | NA | NA | NA |
| 2012 | 0.113 | | | | CENSUS |
| 2012 | 0.113 | | | | CENSUS |
| 2012 | 0.113 | | | | CENSUS |
| NA | NA | NA | NA | NA | NA |
| NA | NA | NA | NA | NA | NA |



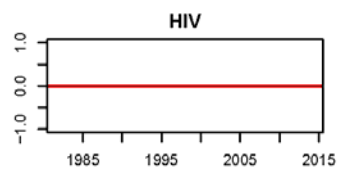
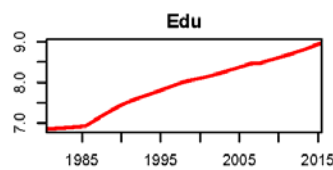
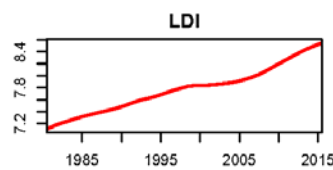
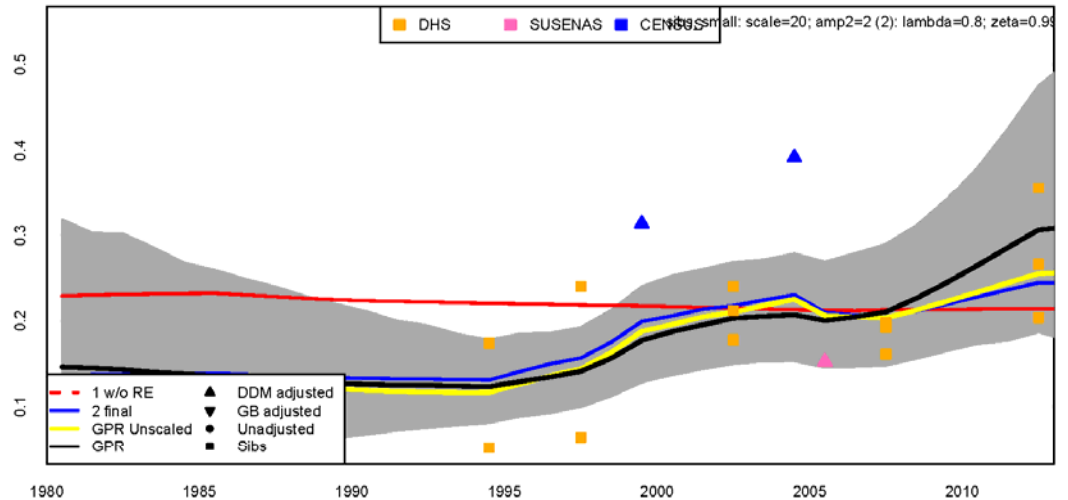
Sulawesi Tenggara (74); female; data type sibs_small
Years covered: 5

| Year | 45-15 | se | comp | cat |
|------|-------|----|-------|-----|
| NA | NA | NA | NA | NA |
| NA | NA | NA | NA | NA |
| NA | NA | NA | NA | NA |
| NA | NA | NA | NA | NA |
| NA | NA | NA | NA | NA |
| NA | NA | NA | NA | NA |
| NA | NA | NA | NA | NA |
| NA | NA | NA | NA | NA |
| NA | NA | NA | NA | NA |
| NA | NA | NA | NA | NA |
| 1994 | 0.283 | NA | 0.969 | 2 |
| 1994 | 0.283 | NA | 0.969 | 2 |
| NA | NA | NA | NA | NA |
| 1997 | 0.308 | NA | 0.969 | 2 |
| 1997 | 0.308 | NA | 0.969 | 2 |
| 1997 | 0.308 | NA | 0.969 | 2 |
| NA | NA | NA | NA | NA |
| 2002 | 0.371 | NA | 0.969 | 2 |
| 2002 | 0.406 | NA | 0.969 | 2 |
| 2002 | 0.426 | NA | 0.969 | 2 |
| NA | NA | NA | NA | NA |
| 2005 | 0.350 | NA | 0.969 | 2 |
| NA | NA | NA | NA | NA |
| 2007 | 0.391 | NA | 0.969 | 2 |
| 2007 | 0.400 | NA | 0.969 | 2 |
| 2007 | 0.400 | NA | 0.969 | 2 |
| NA | NA | NA | NA | NA |
| 2012 | 0.373 | NA | 0.969 | 2 |
| 2012 | 0.373 | NA | 0.969 | 2 |
| 2012 | 0.373 | NA | 0.969 | 2 |
| NA | NA | NA | NA | NA |
| NA | NA | NA | NA | NA |



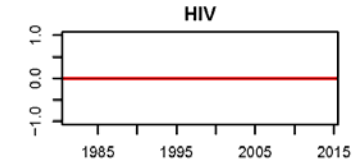
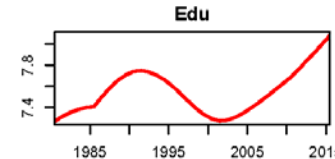
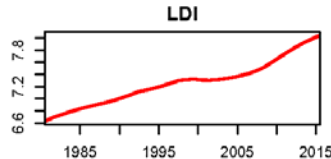
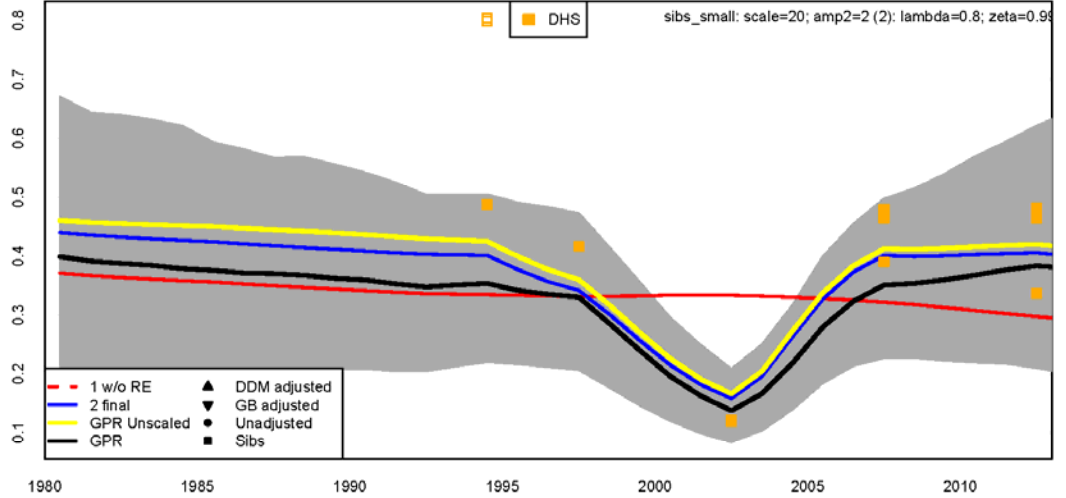
Sulawesi Tenggara (74); male; data type sibs_small
Years covered: 8

| Year | 45-15 | se | comp | cat |
|------|-------|----|-------|-----|
| NA | NA | NA | NA | NA |
| NA | NA | NA | NA | NA |
| NA | NA | NA | NA | NA |
| NA | NA | NA | NA | NA |
| NA | NA | NA | NA | NA |
| NA | NA | NA | NA | NA |
| NA | NA | NA | NA | NA |
| NA | NA | NA | NA | NA |
| NA | NA | NA | NA | NA |
| NA | NA | NA | NA | NA |
| 1994 | 0.052 | NA | 0.957 | 2 |
| 1994 | 0.129 | NA | 0.957 | 2 |
| NA | NA | NA | NA | NA |
| 1997 | 0.169 | NA | 0.957 | 2 |
| 1997 | 0.250 | NA | 0.957 | 2 |
| NA | NA | NA | NA | NA |
| 1999 | 0.313 | NA | 0.957 | 2 |
| NA | NA | NA | NA | NA |
| 2002 | 0.173 | NA | 0.957 | 2 |
| 2002 | 0.240 | NA | 0.957 | 2 |
| 2002 | 0.340 | NA | 0.957 | 2 |
| NA | NA | NA | NA | NA |
| 2004 | 0.391 | NA | 0.911 | 2 |
| 2005 | 0.387 | NA | 0.969 | 2 |
| NA | NA | NA | NA | NA |
| 2007 | 0.161 | NA | 0.969 | 2 |
| 2007 | 0.198 | NA | 0.969 | 2 |
| 2007 | 0.200 | NA | 0.969 | 2 |
| NA | NA | NA | NA | NA |
| 2012 | 0.359 | NA | 0.969 | 2 |
| 2012 | 0.359 | NA | 0.969 | 2 |
| 2012 | 0.359 | NA | 0.969 | 2 |
| NA | NA | NA | NA | NA |
| NA | NA | NA | NA | NA |



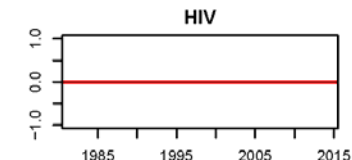
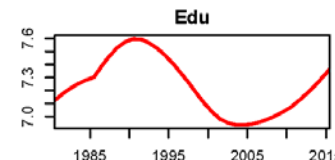
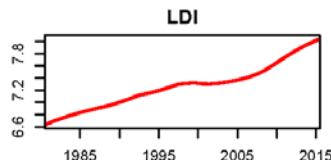
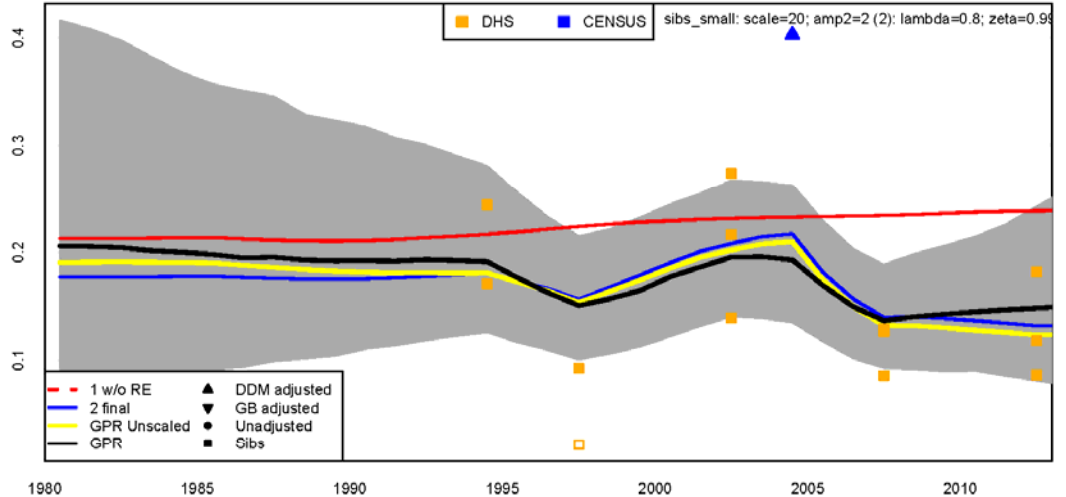
Gorontalo (75); female; data type sibs_small
Years covered: 5

| Year | 45-15 | se | comp | cat |
|------|-------|-------|-------|-------|
| NA | NA | NA | NA | NA |
| NA | NA | NA | NA | NA |
| NA | NA | NA | NA | NA |
| NA | NA | NA | NA | NA |
| NA | NA | NA | NA | NA |
| NA | NA | NA | NA | NA |
| NA | NA | NA | NA | NA |
| NA | NA | NA | NA | NA |
| NA | NA | NA | NA | NA |
| NA | NA | NA | NA | NA |
| 1994 | 0.413 | 0.013 | 0.013 | 0.013 |
| 1994 | 0.413 | 0.013 | 0.013 | 0.013 |
| 1994 | 0.413 | 0.013 | 0.013 | 0.013 |
| NA | NA | NA | NA | NA |
| 1997 | 0.413 | 0.013 | 0.013 | 0.013 |
| NA | NA | NA | NA | NA |
| NA | NA | NA | NA | NA |
| 2002 | 0.413 | 0.013 | 0.013 | 0.013 |
| 2002 | 0.413 | 0.013 | 0.013 | 0.013 |
| 2002 | 0.413 | 0.013 | 0.013 | 0.013 |
| NA | NA | NA | NA | NA |
| 2007 | 0.413 | 0.013 | 0.013 | 0.013 |
| 2007 | 0.413 | 0.013 | 0.013 | 0.013 |
| 2007 | 0.413 | 0.013 | 0.013 | 0.013 |
| NA | NA | NA | NA | NA |
| 2012 | 0.413 | 0.013 | 0.013 | 0.013 |
| 2012 | 0.413 | 0.013 | 0.013 | 0.013 |
| 2012 | 0.413 | 0.013 | 0.013 | 0.013 |
| NA | NA | NA | NA | NA |
| NA | NA | NA | NA | NA |
| NA | NA | NA | NA | NA |



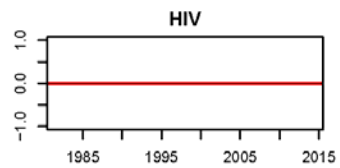
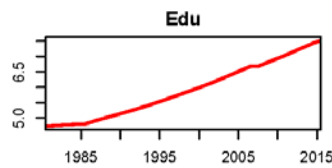
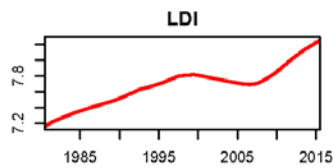
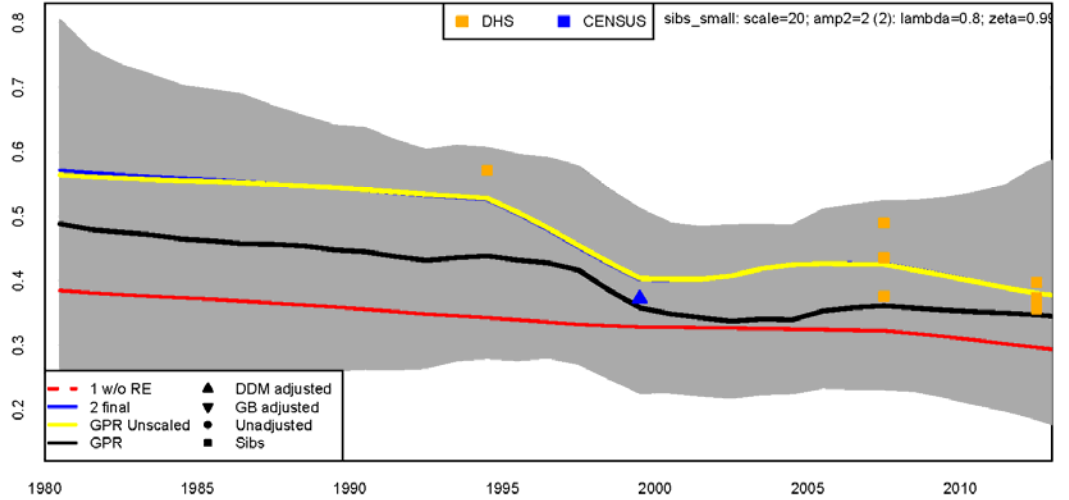
Gorontalo (75); male; data type sibs_small
Years covered: 6

| Year | 45-15 | se | comp | cat |
|------|-------|-------|-------|-------|
| NA | NA | NA | NA | NA |
| NA | NA | NA | NA | NA |
| NA | NA | NA | NA | NA |
| NA | NA | NA | NA | NA |
| NA | NA | NA | NA | NA |
| NA | NA | NA | NA | NA |
| NA | NA | NA | NA | NA |
| NA | NA | NA | NA | NA |
| NA | NA | NA | NA | NA |
| NA | NA | NA | NA | NA |
| 1994 | 0.171 | 0.013 | 0.013 | 0.013 |
| 1994 | 0.171 | 0.013 | 0.013 | 0.013 |
| 1994 | 0.171 | 0.013 | 0.013 | 0.013 |
| NA | NA | NA | NA | NA |
| 1997 | 0.171 | 0.013 | 0.013 | 0.013 |
| 1997 | 0.171 | 0.013 | 0.013 | 0.013 |
| 1997 | 0.171 | 0.013 | 0.013 | 0.013 |
| NA | NA | NA | NA | NA |
| 2002 | 0.139 | 0.013 | 0.013 | 0.013 |
| 2002 | 0.139 | 0.013 | 0.013 | 0.013 |
| 2002 | 0.139 | 0.013 | 0.013 | 0.013 |
| 2004 | 0.403 | 0.013 | 0.707 | 2 |
| NA | NA | NA | NA | NA |
| 2007 | 0.139 | 0.013 | 0.013 | 0.013 |
| 2007 | 0.139 | 0.013 | 0.013 | 0.013 |
| 2007 | 0.139 | 0.013 | 0.013 | 0.013 |
| NA | NA | NA | NA | NA |
| 2012 | 0.139 | 0.013 | 0.013 | 0.013 |
| 2012 | 0.139 | 0.013 | 0.013 | 0.013 |
| 2012 | 0.139 | 0.013 | 0.013 | 0.013 |
| NA | NA | NA | NA | NA |
| NA | NA | NA | NA | NA |
| NA | NA | NA | NA | NA |



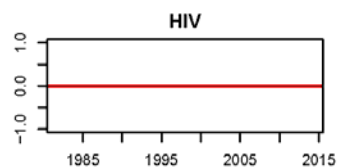
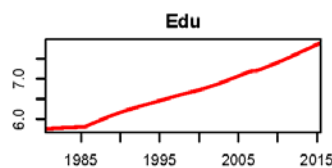
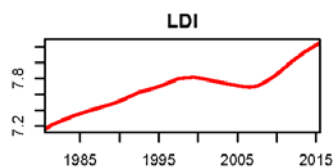
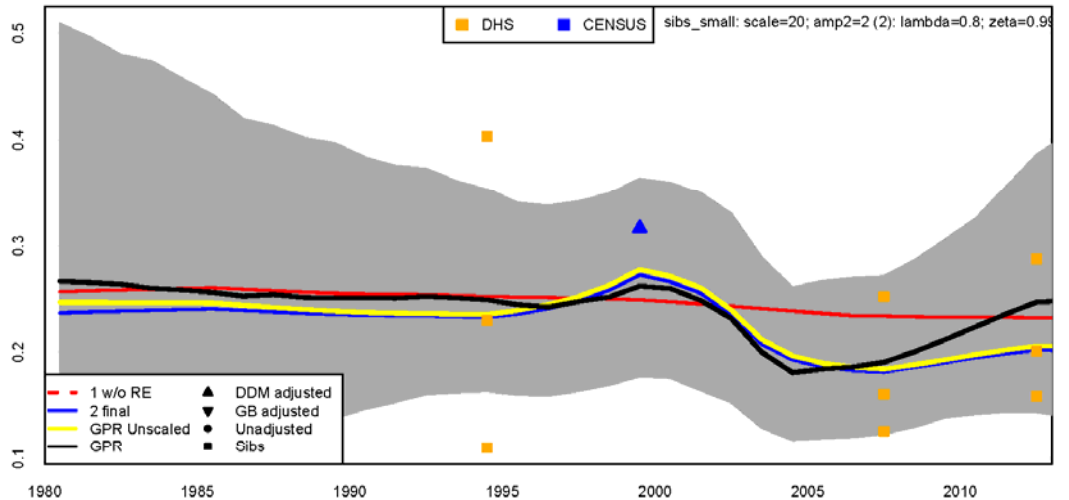
Sulawesi Barat (76); female; data type sibs_small
Years covered: 4

| Year | 45 | 15 | se | comp | cat |
|------|-------|----|----|-------|-----|
| NA | NA | NA | NA | NA | NA |
| NA | NA | NA | NA | NA | NA |
| NA | NA | NA | NA | NA | NA |
| NA | NA | NA | NA | NA | NA |
| NA | NA | NA | NA | NA | NA |
| NA | NA | NA | NA | NA | NA |
| NA | NA | NA | NA | NA | NA |
| NA | NA | NA | NA | NA | NA |
| NA | NA | NA | NA | NA | NA |
| 1994 | 0.571 | NA | NA | 0.575 | 2 |
| NA | NA | NA | NA | NA | NA |
| NA | NA | NA | NA | NA | NA |
| 1999 | 0.372 | NA | NA | 0.575 | 2 |
| NA | NA | NA | NA | NA | NA |
| NA | NA | NA | NA | NA | NA |
| NA | NA | NA | NA | NA | NA |
| 2007 | 0.170 | NA | NA | 0.575 | 2 |
| 2007 | 0.438 | NA | NA | 0.575 | 2 |
| 2007 | 0.496 | NA | NA | 0.575 | 2 |
| NA | NA | NA | NA | NA | NA |
| 2012 | 0.374 | NA | NA | 0.575 | 2 |
| 2012 | 0.574 | NA | NA | 0.575 | 2 |
| NA | NA | NA | NA | NA | NA |
| NA | NA | NA | NA | NA | NA |



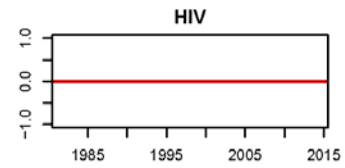
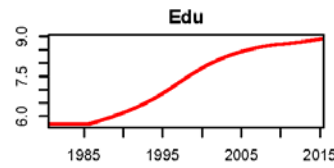
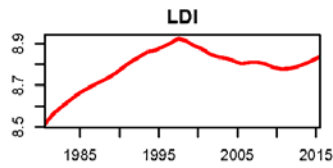
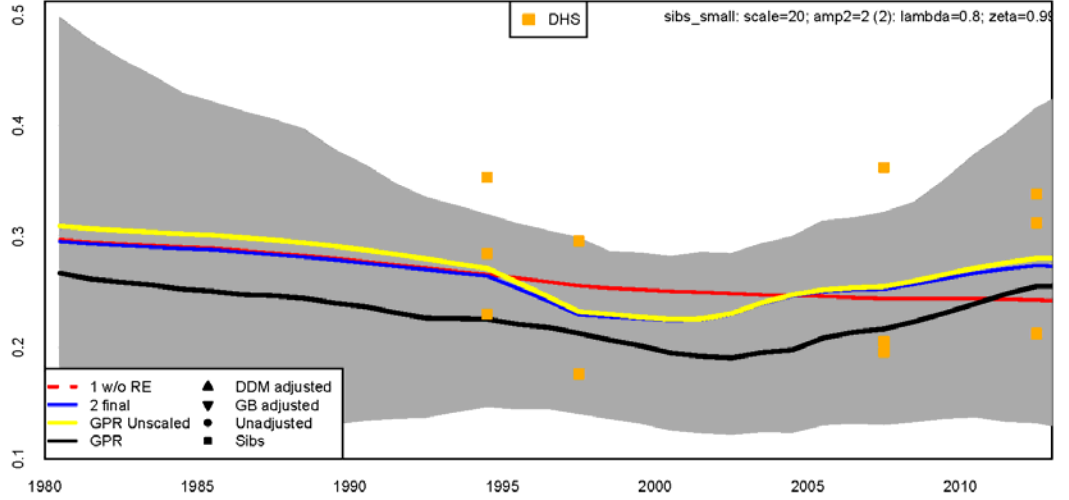
Sulawesi Barat (76); male; data type sibs_small
Years covered: 4

| Year | 45 | 15 | se | comp | cat |
|------|-------|----|----|-------|-----|
| NA | NA | NA | NA | NA | NA |
| NA | NA | NA | NA | NA | NA |
| NA | NA | NA | NA | NA | NA |
| NA | NA | NA | NA | NA | NA |
| NA | NA | NA | NA | NA | NA |
| NA | NA | NA | NA | NA | NA |
| NA | NA | NA | NA | NA | NA |
| NA | NA | NA | NA | NA | NA |
| NA | NA | NA | NA | NA | NA |
| 1994 | 0.110 | NA | NA | 1.100 | 2 |
| 1994 | 0.203 | NA | NA | 1.100 | 2 |
| 1994 | 0.203 | NA | NA | 1.100 | 2 |
| NA | NA | NA | NA | NA | NA |
| NA | NA | NA | NA | NA | NA |
| 1999 | 0.318 | NA | NA | 1.100 | 2 |
| NA | NA | NA | NA | NA | NA |
| NA | NA | NA | NA | NA | NA |
| NA | NA | NA | NA | NA | NA |
| 2007 | 0.139 | NA | NA | 1.100 | 2 |
| 2007 | 0.250 | NA | NA | 1.100 | 2 |
| 2007 | 0.250 | NA | NA | 1.100 | 2 |
| NA | NA | NA | NA | NA | NA |
| 2012 | 0.000 | NA | NA | 1.100 | 2 |
| 2012 | 0.159 | NA | NA | 1.100 | 2 |
| 2012 | 0.203 | NA | NA | 1.100 | 2 |
| 2012 | 0.203 | NA | NA | 1.100 | 2 |
| NA | NA | NA | NA | NA | NA |
| NA | NA | NA | NA | NA | NA |



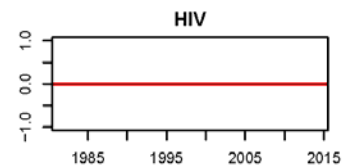
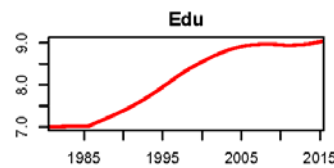
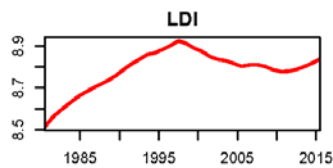
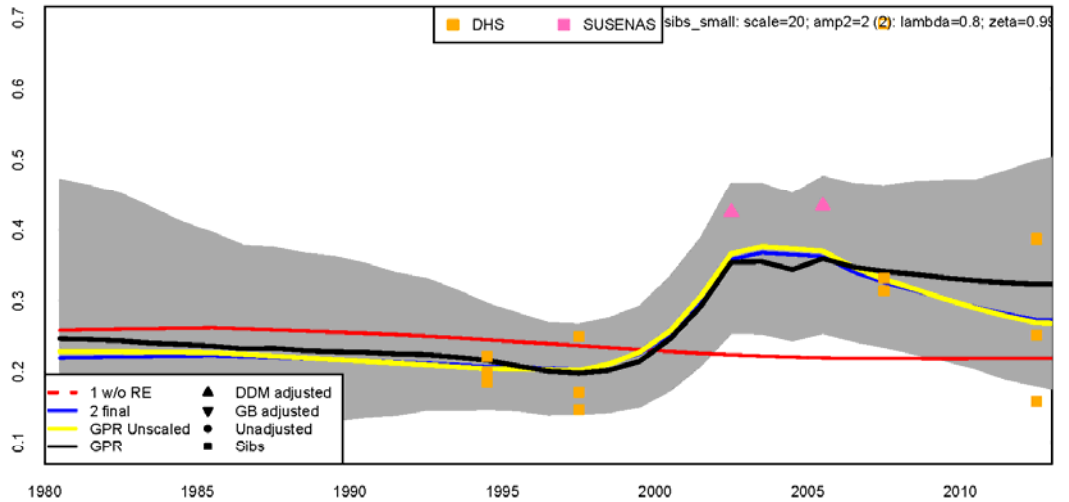
Aceh (11); female; data type sibs_small
Years covered: 4

| Year | 45g15 | se | comp | cat |
|------|-------|-------|-------|-------|
| NA | NA | NA | NA | NA |
| NA | NA | NA | NA | NA |
| NA | NA | NA | NA | NA |
| NA | NA | NA | NA | NA |
| NA | NA | NA | NA | NA |
| NA | NA | NA | NA | NA |
| NA | NA | NA | NA | NA |
| NA | NA | NA | NA | NA |
| NA | NA | NA | NA | NA |
| 1994 | 0.232 | 0.008 | 0.008 | 0.008 |
| 1994 | 0.232 | 0.008 | 0.008 | 0.008 |
| 1994 | 0.232 | 0.008 | 0.008 | 0.008 |
| NA | NA | NA | NA | NA |
| 1997 | 0.173 | 0.007 | 0.007 | 0.007 |
| 1997 | 0.173 | 0.007 | 0.007 | 0.007 |
| 1997 | 0.173 | 0.007 | 0.007 | 0.007 |
| NA | NA | NA | NA | NA |
| NA | NA | NA | NA | NA |
| NA | NA | NA | NA | NA |
| NA | NA | NA | NA | NA |
| NA | NA | NA | NA | NA |
| 2007 | 0.199 | 0.006 | 0.006 | 0.006 |
| 2007 | 0.199 | 0.006 | 0.006 | 0.006 |
| 2007 | 0.199 | 0.006 | 0.006 | 0.006 |
| NA | NA | NA | NA | NA |
| NA | NA | NA | NA | NA |
| 2012 | 0.211 | 0.006 | 0.006 | 0.006 |
| 2012 | 0.211 | 0.006 | 0.006 | 0.006 |
| 2012 | 0.211 | 0.006 | 0.006 | 0.006 |
| NA | NA | NA | NA | NA |
| NA | NA | NA | NA | NA |



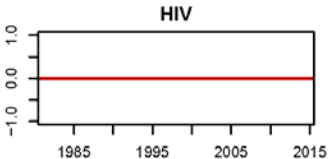
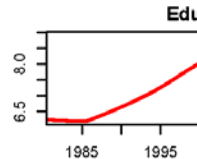
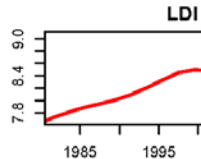
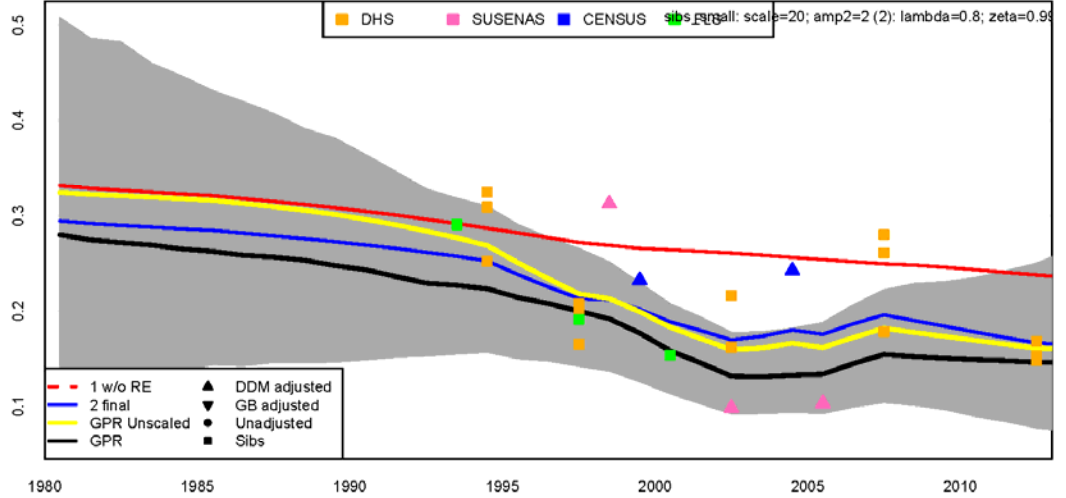
Aceh (11); male; data type sibs_small
Years covered: 6

| Year | 45g15 | se | comp | cat |
|------|-------|-------|-------|-------|
| NA | NA | NA | NA | NA |
| NA | NA | NA | NA | NA |
| NA | NA | NA | NA | NA |
| NA | NA | NA | NA | NA |
| NA | NA | NA | NA | NA |
| NA | NA | NA | NA | NA |
| NA | NA | NA | NA | NA |
| NA | NA | NA | NA | NA |
| NA | NA | NA | NA | NA |
| 1994 | 0.188 | 0.007 | 0.007 | 0.007 |
| 1994 | 0.188 | 0.007 | 0.007 | 0.007 |
| 1994 | 0.188 | 0.007 | 0.007 | 0.007 |
| NA | NA | NA | NA | NA |
| 1997 | 0.147 | 0.006 | 0.006 | 0.006 |
| 1997 | 0.147 | 0.006 | 0.006 | 0.006 |
| 1997 | 0.147 | 0.006 | 0.006 | 0.006 |
| NA | NA | NA | NA | NA |
| 2002 | 0.226 | 0.006 | 0.006 | 0.006 |
| 2002 | 0.226 | 0.006 | 0.006 | 0.006 |
| 2002 | 0.226 | 0.006 | 0.006 | 0.006 |
| NA | NA | NA | NA | NA |
| 2005 | 0.227 | 0.006 | 0.006 | 0.006 |
| 2005 | 0.227 | 0.006 | 0.006 | 0.006 |
| 2005 | 0.227 | 0.006 | 0.006 | 0.006 |
| NA | NA | NA | NA | NA |
| 2007 | 0.194 | 0.006 | 0.006 | 0.006 |
| 2007 | 0.194 | 0.006 | 0.006 | 0.006 |
| 2007 | 0.194 | 0.006 | 0.006 | 0.006 |
| NA | NA | NA | NA | NA |
| NA | NA | NA | NA | NA |
| 2012 | 0.159 | 0.006 | 0.006 | 0.006 |
| 2012 | 0.159 | 0.006 | 0.006 | 0.006 |
| 2012 | 0.159 | 0.006 | 0.006 | 0.006 |
| NA | NA | NA | NA | NA |
| NA | NA | NA | NA | NA |



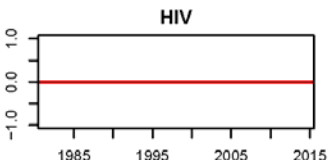
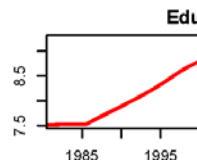
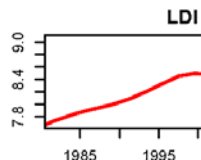
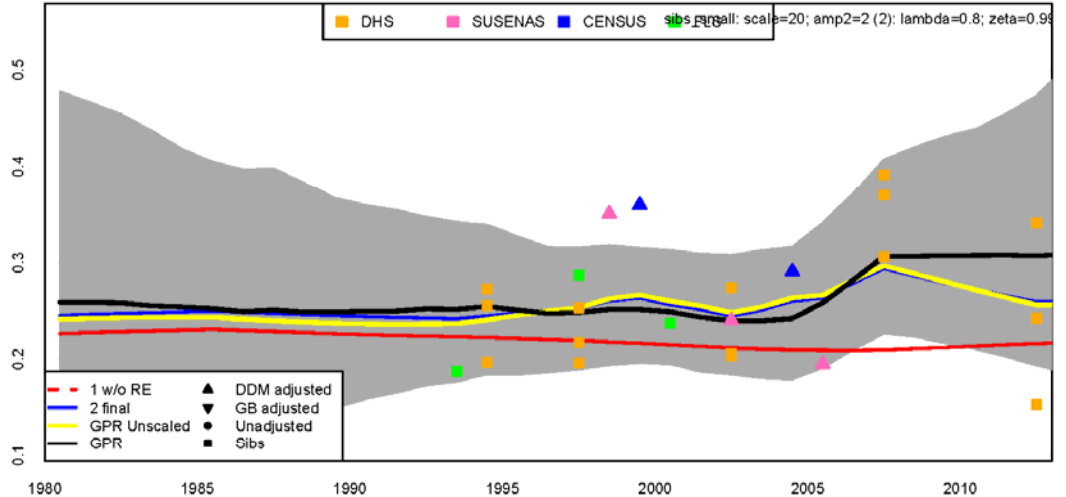
Sumatera Utara (12); female; data type sibs_small
Years covered: 11

| Year | 45 | 15 | se | comp | cat |
|------|-------|----|----|------|-----|
| 1993 | 0.291 | | | | |
| 1994 | 0.305 | | | | |
| 1994 | 0.305 | | | | |
| 1997 | 0.193 | | | | |
| 1997 | 0.191 | | | | |
| 1997 | 0.203 | | | | |
| 1997 | 0.203 | | | | |
| 1999 | 0.233 | | | | |
| 2000 | 0.154 | | | | |
| 2002 | 0.173 | | | | |
| 2002 | 0.163 | | | | |
| 2002 | 0.176 | | | | |
| 2002 | 0.176 | | | | |
| 2004 | 0.242 | | | | |
| 2005 | 0.113 | | | | |
| 2007 | 0.173 | | | | |
| 2007 | 0.203 | | | | |
| 2007 | 0.203 | | | | |
| 2012 | 0.153 | | | | |
| 2012 | 0.153 | | | | |
| 2012 | 0.153 | | | | |
| 2012 | 0.153 | | | | |



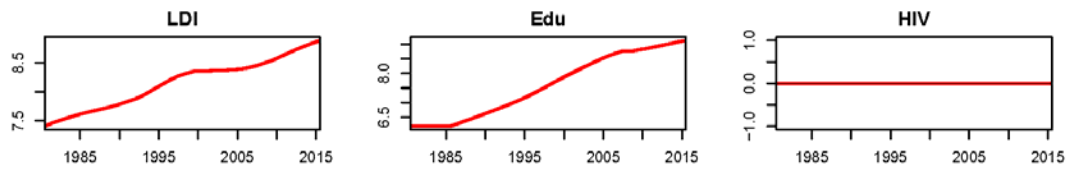
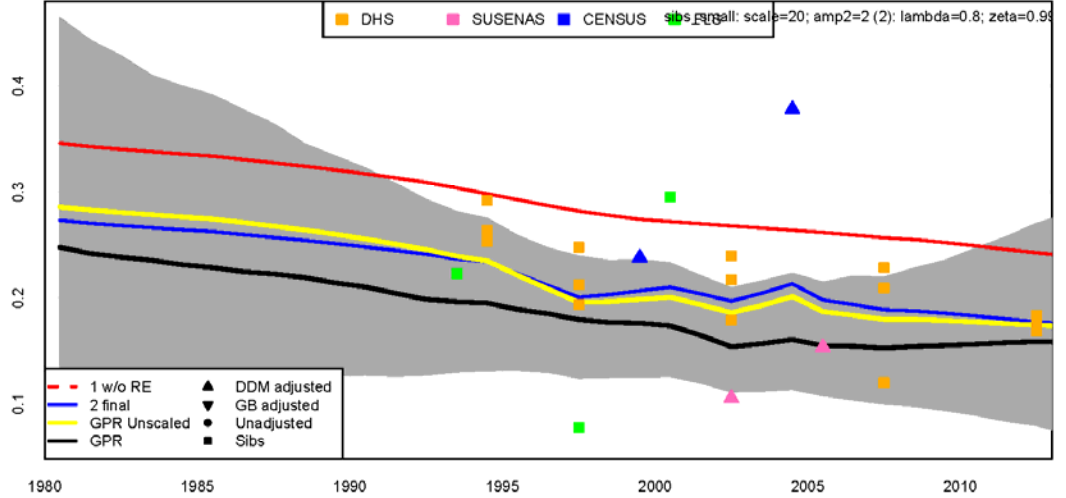
Sumatera Utara (12); male; data type sibs_small
Years covered: 11

| Year | 45 | 15 | se | comp | cat |
|------|-------|----|----|------|-----|
| 1993 | 0.197 | | | | |
| 1994 | 0.198 | | | | |
| 1994 | 0.205 | | | | |
| 1994 | 0.205 | | | | |
| 1997 | 0.199 | | | | |
| 1997 | 0.203 | | | | |
| 1997 | 0.243 | | | | |
| 1997 | 0.287 | | | | |
| 1999 | 0.359 | | | | |
| 2000 | 0.233 | | | | |
| 2002 | 0.305 | | | | |
| 2002 | 0.243 | | | | |
| 2002 | 0.243 | | | | |
| 2004 | 0.290 | | | | |
| 2005 | 0.313 | | | | |
| 2007 | 0.303 | | | | |
| 2007 | 0.303 | | | | |
| 2007 | 0.303 | | | | |
| 2012 | 0.000 | | | | |
| 2012 | 0.000 | | | | |
| 2012 | 0.000 | | | | |
| 2012 | 0.000 | | | | |



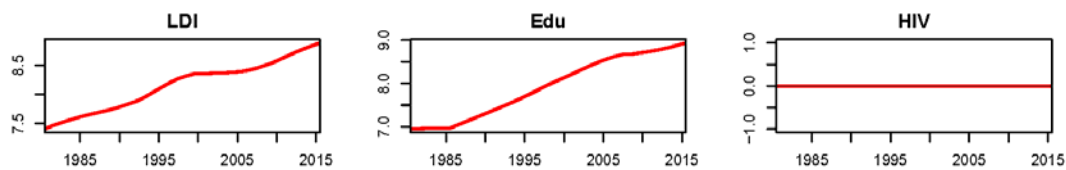
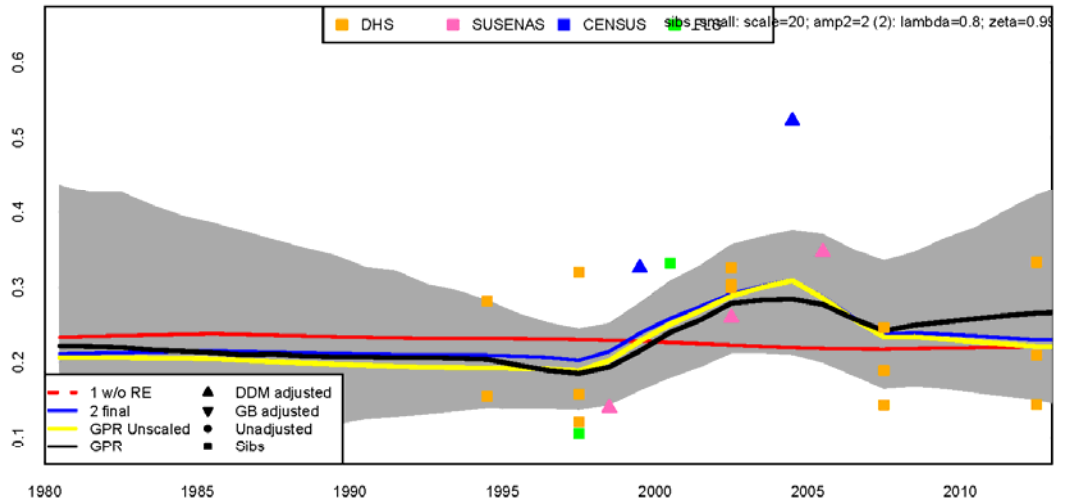
Sumatera Barat (13); female; data type sibs_small
Years covered: 10

| Year | 45 | 15 | se | comp | cat |
|------|-------|----|----|-------|-----|
| NA | NA | NA | NA | NA | NA |
| NA | NA | NA | NA | NA | NA |
| NA | NA | NA | NA | NA | NA |
| NA | NA | NA | NA | NA | NA |
| NA | NA | NA | NA | NA | NA |
| NA | NA | NA | NA | NA | NA |
| NA | NA | NA | NA | NA | NA |
| NA | NA | NA | NA | NA | NA |
| NA | NA | NA | NA | NA | NA |
| 1993 | 0.223 | | | | |
| 1994 | 0.223 | | | | |
| 1994 | 0.223 | | | | |
| 1994 | 0.223 | | | | |
| 1997 | 0.073 | | | | |
| 1997 | 0.194 | | | | |
| 1997 | 0.194 | | | | |
| 1999 | 0.238 | | | 0.689 | |
| 2000 | 0.206 | | | | |
| 2002 | 0.179 | | | 0.514 | |
| 2002 | 0.179 | | | | |
| 2002 | 0.179 | | | | |
| 2002 | 0.179 | | | | |
| 2004 | 0.379 | | | 0.638 | |
| 2005 | 0.379 | | | 0.638 | |
| 2007 | 0.379 | | | | |
| 2007 | 0.379 | | | | |
| 2007 | 0.379 | | | | |
| 2012 | 0.179 | | | | |
| 2012 | 0.179 | | | | |
| 2012 | 0.179 | | | | |
| 2012 | 0.179 | | | | |



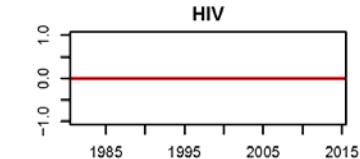
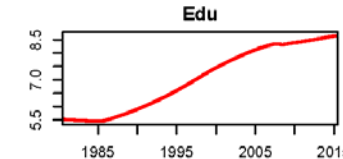
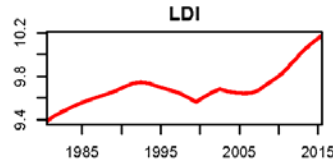
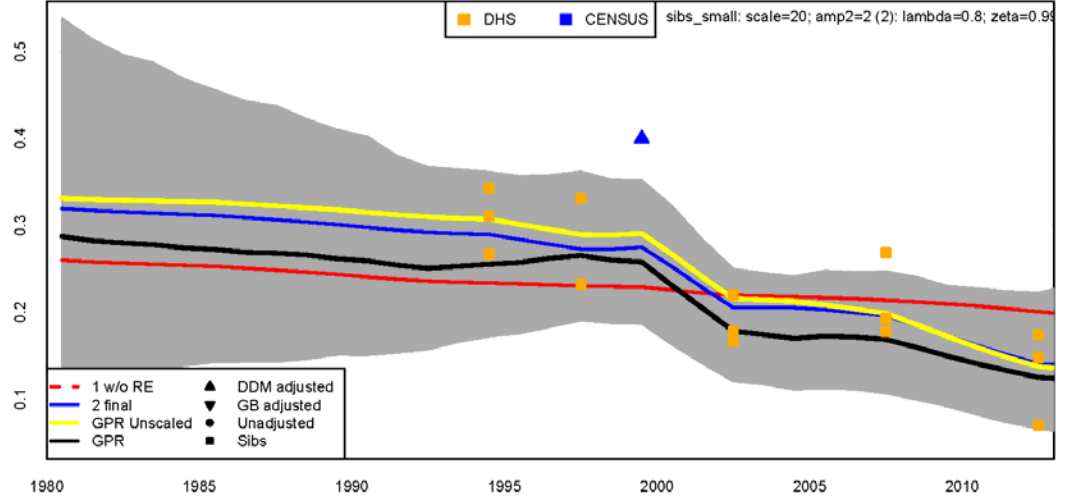
Sumatera Barat (13); male; data type sibs_small
Years covered: 10

| Year | 45 | 15 | se | comp | cat |
|------|-------|----|----|-------|-----|
| NA | NA | NA | NA | NA | NA |
| NA | NA | NA | NA | NA | NA |
| NA | NA | NA | NA | NA | NA |
| NA | NA | NA | NA | NA | NA |
| NA | NA | NA | NA | NA | NA |
| NA | NA | NA | NA | NA | NA |
| NA | NA | NA | NA | NA | NA |
| NA | NA | NA | NA | NA | NA |
| NA | NA | NA | NA | NA | NA |
| 1993 | 0.859 | | | | |
| 1994 | NA | | | | |
| 1994 | 0.859 | | | | |
| 1994 | 0.859 | | | | |
| 1997 | 0.105 | | | | |
| 1997 | 0.157 | | | | |
| 1997 | 0.157 | | | | |
| 1999 | 0.325 | | | 0.334 | |
| 1999 | 0.325 | | | 0.843 | |
| 2000 | 0.333 | | | | |
| 2002 | 0.399 | | | 0.399 | |
| 2002 | 0.399 | | | | |
| 2002 | 0.399 | | | | |
| 2002 | 0.399 | | | | |
| 2004 | 0.522 | | | 0.783 | |
| 2005 | 0.522 | | | 0.783 | |
| 2007 | 0.522 | | | | |
| 2007 | 0.522 | | | | |
| 2007 | 0.522 | | | | |
| 2012 | 0.143 | | | | |
| 2012 | 0.143 | | | | |
| 2012 | 0.143 | | | | |
| 2012 | 0.143 | | | | |



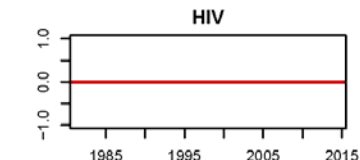
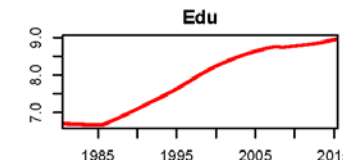
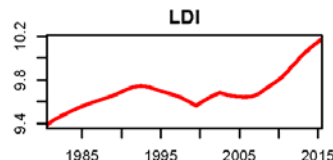
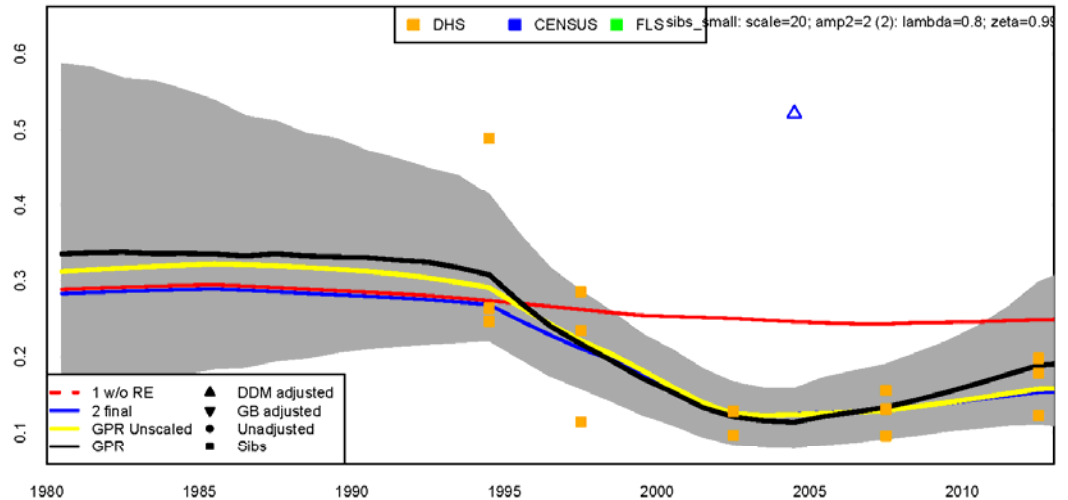
Riau (14); female; data type sibs_small
Years covered: 6

| Year | 45g15 | se | comp | cat |
|------|-------|-------|-------|-----|
| NA | NA | NA | NA | NA |
| NA | NA | NA | NA | NA |
| NA | NA | NA | NA | NA |
| NA | NA | NA | NA | NA |
| NA | NA | NA | NA | NA |
| NA | NA | NA | NA | NA |
| NA | NA | NA | NA | NA |
| NA | NA | NA | NA | NA |
| NA | NA | NA | NA | NA |
| NA | NA | NA | NA | NA |
| 1994 | 0.317 | 0.013 | 0.341 | 2 |
| 1994 | 0.317 | 0.013 | 0.341 | 2 |
| 1994 | 0.317 | 0.013 | 0.341 | 2 |
| NA | NA | NA | NA | NA |
| 1997 | 0.333 | 0.013 | 0.341 | 2 |
| 1997 | 0.333 | 0.013 | 0.341 | 2 |
| 1997 | 0.333 | 0.013 | 0.341 | 2 |
| 1999 | 0.400 | 0.013 | 0.341 | 2 |
| NA | NA | NA | NA | NA |
| 2002 | 0.199 | 0.013 | 0.341 | 2 |
| 2002 | 0.199 | 0.013 | 0.341 | 2 |
| 2002 | 0.199 | 0.013 | 0.341 | 2 |
| NA | NA | NA | NA | NA |
| 2007 | 0.173 | 0.013 | 0.341 | 2 |
| 2007 | 0.173 | 0.013 | 0.341 | 2 |
| 2007 | 0.173 | 0.013 | 0.341 | 2 |
| NA | NA | NA | NA | NA |
| 2012 | 0.143 | 0.013 | 0.341 | 2 |
| 2012 | 0.143 | 0.013 | 0.341 | 2 |
| 2012 | 0.143 | 0.013 | 0.341 | 2 |
| NA | NA | NA | NA | NA |
| NA | NA | NA | NA | NA |



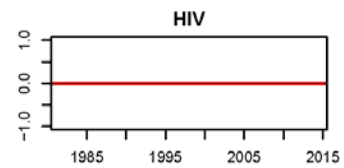
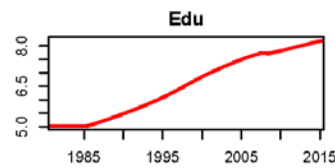
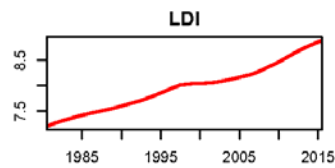
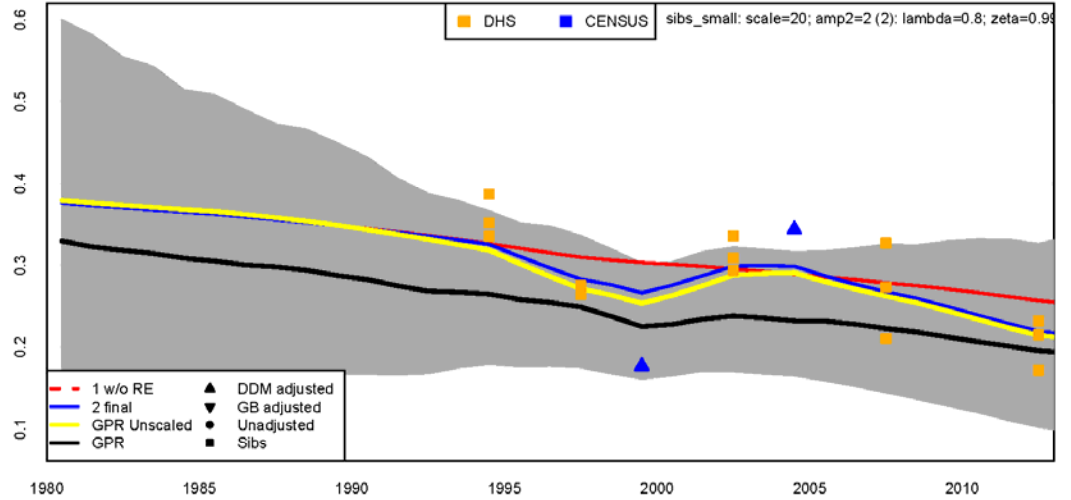
Riau (14); male; data type sibs_small
Years covered: 5

| Year | 45g15 | se | comp | cat |
|------|-------|-------|-------|-----|
| NA | NA | NA | NA | NA |
| NA | NA | NA | NA | NA |
| NA | NA | NA | NA | NA |
| NA | NA | NA | NA | NA |
| NA | NA | NA | NA | NA |
| NA | NA | NA | NA | NA |
| NA | NA | NA | NA | NA |
| NA | NA | NA | NA | NA |
| NA | NA | NA | NA | NA |
| NA | NA | NA | NA | NA |
| 1994 | 0.247 | 0.013 | 0.486 | 2 |
| 1994 | 0.247 | 0.013 | 0.486 | 2 |
| 1994 | 0.247 | 0.013 | 0.486 | 2 |
| NA | NA | NA | NA | NA |
| 1997 | 0.114 | 0.013 | 0.486 | 2 |
| 1997 | 0.114 | 0.013 | 0.486 | 2 |
| 1997 | 0.114 | 0.013 | 0.486 | 2 |
| 2000 | 0.240 | 0.013 | 0.486 | 2 |
| NA | NA | NA | NA | NA |
| 2002 | 0.199 | 0.013 | 0.486 | 2 |
| 2002 | 0.199 | 0.013 | 0.486 | 2 |
| 2002 | 0.199 | 0.013 | 0.486 | 2 |
| NA | NA | NA | NA | NA |
| 2007 | 0.155 | 0.013 | 0.486 | 2 |
| 2007 | 0.155 | 0.013 | 0.486 | 2 |
| 2007 | 0.155 | 0.013 | 0.486 | 2 |
| NA | NA | NA | NA | NA |
| 2011 | 0.000 | 0.013 | 0.486 | 2 |
| 2011 | 0.000 | 0.013 | 0.486 | 2 |
| 2011 | 0.000 | 0.013 | 0.486 | 2 |
| NA | NA | NA | NA | NA |
| NA | NA | NA | NA | NA |



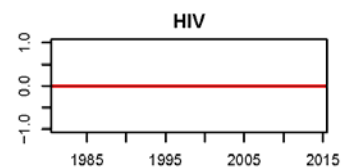
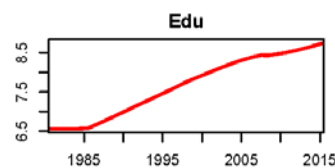
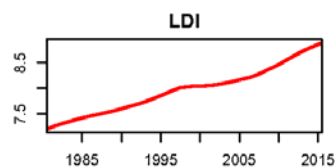
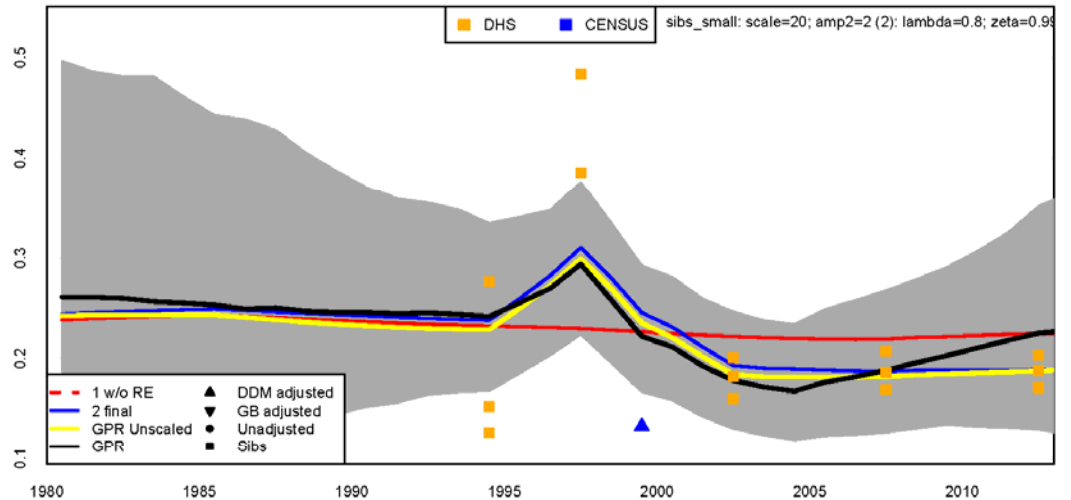
Jambi (15); female; data type sibs_small
Years covered: 7

| Year | 45g15 | se | comp | cat |
|------|-------|-------|-------|-----|
| NA | NA | NA | NA | NA |
| NA | NA | NA | NA | NA |
| NA | NA | NA | NA | NA |
| NA | NA | NA | NA | NA |
| NA | NA | NA | NA | NA |
| NA | NA | NA | NA | NA |
| NA | NA | NA | NA | NA |
| NA | NA | NA | NA | NA |
| NA | NA | NA | NA | NA |
| 1994 | 0.359 | 0.009 | 0.816 | 2 |
| 1994 | 0.359 | 0.009 | 0.816 | 2 |
| NA | NA | NA | NA | NA |
| 1997 | 0.359 | 0.009 | 0.816 | 2 |
| 1997 | 0.359 | 0.009 | 0.816 | 2 |
| 1997 | 0.359 | 0.009 | 0.816 | 2 |
| NA | NA | NA | NA | NA |
| 1999 | 0.177 | 0.009 | 0.816 | 2 |
| NA | NA | NA | NA | NA |
| 2002 | 0.359 | 0.009 | 0.816 | 2 |
| 2002 | 0.359 | 0.009 | 0.816 | 2 |
| 2002 | 0.359 | 0.009 | 0.816 | 2 |
| NA | NA | NA | NA | NA |
| 2004 | 0.344 | 0.009 | 0.885 | 2 |
| NA | NA | NA | NA | NA |
| 2007 | 0.211 | 0.009 | 0.885 | 2 |
| 2007 | 0.211 | 0.009 | 0.885 | 2 |
| 2007 | 0.211 | 0.009 | 0.885 | 2 |
| NA | NA | NA | NA | NA |
| 2012 | 0.211 | 0.009 | 0.885 | 2 |
| 2012 | 0.211 | 0.009 | 0.885 | 2 |
| 2012 | 0.211 | 0.009 | 0.885 | 2 |
| NA | NA | NA | NA | NA |
| NA | NA | NA | NA | NA |
| NA | NA | NA | NA | NA |



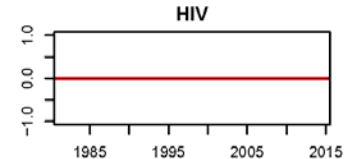
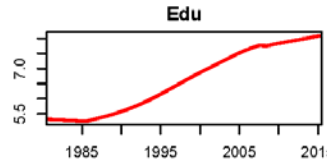
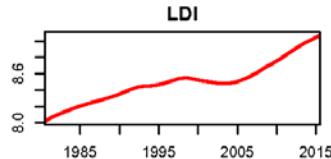
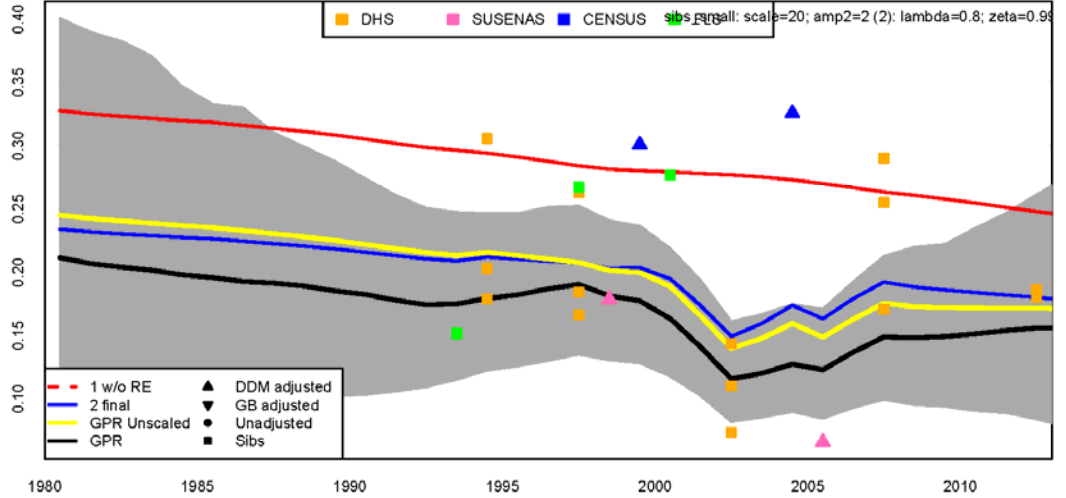
Jambi (15); male; data type sibs_small
Years covered: 6

| Year | 45g15 | se | comp | cat |
|------|-------|-------|-------|-----|
| NA | NA | NA | NA | NA |
| NA | NA | NA | NA | NA |
| NA | NA | NA | NA | NA |
| NA | NA | NA | NA | NA |
| NA | NA | NA | NA | NA |
| NA | NA | NA | NA | NA |
| NA | NA | NA | NA | NA |
| NA | NA | NA | NA | NA |
| NA | NA | NA | NA | NA |
| 1994 | 0.129 | 0.009 | 1.793 | 2 |
| 1994 | 0.129 | 0.009 | 1.793 | 2 |
| NA | NA | NA | NA | NA |
| 1997 | 0.399 | 0.009 | 1.793 | 2 |
| 1997 | 0.399 | 0.009 | 1.793 | 2 |
| 1997 | 0.399 | 0.009 | 1.793 | 2 |
| NA | NA | NA | NA | NA |
| 1999 | 0.132 | 0.009 | 1.793 | 2 |
| NA | NA | NA | NA | NA |
| 2002 | 0.105 | 0.009 | 1.793 | 2 |
| 2002 | 0.105 | 0.009 | 1.793 | 2 |
| 2002 | 0.105 | 0.009 | 1.793 | 2 |
| NA | NA | NA | NA | NA |
| 2007 | 0.189 | 0.009 | 1.793 | 2 |
| 2007 | 0.189 | 0.009 | 1.793 | 2 |
| 2007 | 0.189 | 0.009 | 1.793 | 2 |
| NA | NA | NA | NA | NA |
| 2012 | 0.189 | 0.009 | 1.793 | 2 |
| 2012 | 0.189 | 0.009 | 1.793 | 2 |
| 2012 | 0.189 | 0.009 | 1.793 | 2 |
| NA | NA | NA | NA | NA |
| NA | NA | NA | NA | NA |
| NA | NA | NA | NA | NA |



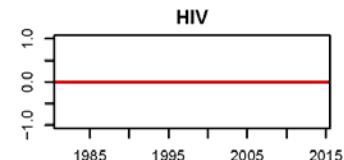
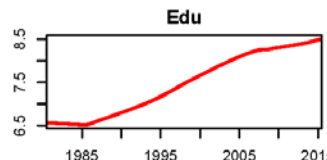
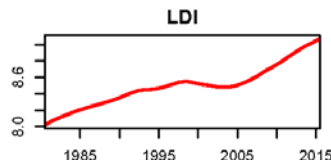
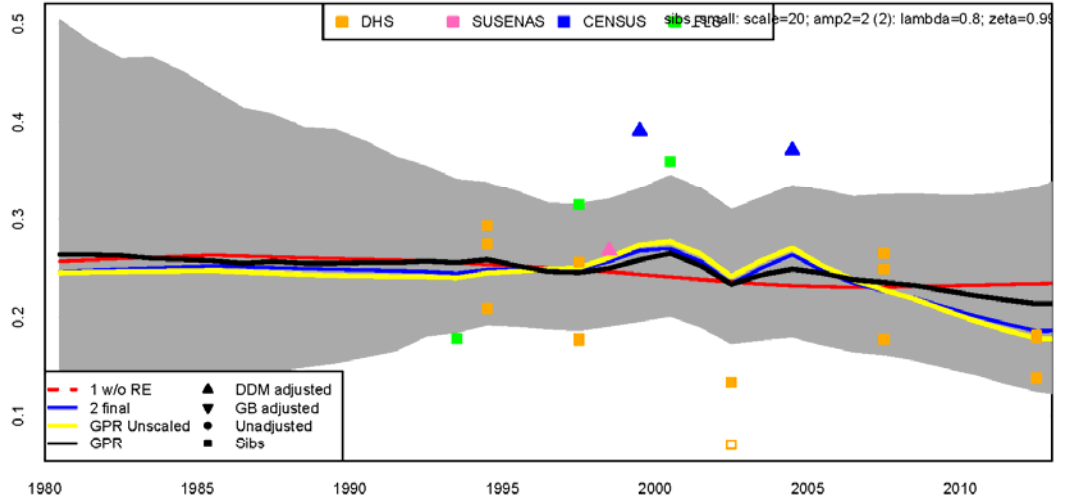
Sumatera Selatan (16); female; data type sibs_small
Years covered: 11

| Year | 45 | 15 | se | comp | cat |
|------|-------|-------|-------|-------|-------|
| NA | NA | NA | NA | NA | NA |
| NA | NA | NA | NA | NA | NA |
| NA | NA | NA | NA | NA | NA |
| NA | NA | NA | NA | NA | NA |
| NA | NA | NA | NA | NA | NA |
| NA | NA | NA | NA | NA | NA |
| NA | NA | NA | NA | NA | NA |
| NA | NA | NA | NA | NA | NA |
| NA | NA | NA | NA | NA | NA |
| NA | NA | NA | NA | NA | NA |
| 1993 | 0.152 | 0.152 | 0.000 | 0.000 | 0.000 |
| 1994 | 0.175 | 0.175 | 0.000 | 0.000 | 0.000 |
| 1994 | 0.203 | 0.203 | 0.000 | 0.000 | 0.000 |
| 1994 | 0.230 | 0.230 | 0.000 | 0.000 | 0.000 |
| 1994 | 0.257 | 0.257 | 0.000 | 0.000 | 0.000 |
| NA | NA | NA | NA | NA | NA |
| 1997 | 0.180 | 0.180 | 0.000 | 0.000 | 0.000 |
| 1997 | 0.184 | 0.184 | 0.000 | 0.000 | 0.000 |
| 1997 | 0.188 | 0.188 | 0.000 | 0.000 | 0.000 |
| 1997 | 0.192 | 0.192 | 0.000 | 0.000 | 0.000 |
| 1997 | 0.267 | 0.267 | 0.000 | 0.000 | 0.000 |
| 1999 | 0.301 | 0.301 | 0.000 | 0.283 | 0.000 |
| 2000 | 0.277 | 0.277 | 0.000 | 0.543 | 0.000 |
| NA | NA | NA | NA | NA | NA |
| 2002 | 0.113 | 0.113 | 0.000 | 0.000 | 0.000 |
| 2002 | 0.110 | 0.110 | 0.000 | 0.000 | 0.000 |
| 2002 | 0.107 | 0.107 | 0.000 | 0.000 | 0.000 |
| 2004 | 0.328 | 0.328 | 0.000 | 0.550 | 2 |
| 2005 | 0.413 | 0.413 | 0.000 | 0.413 | 2 |
| NA | NA | NA | NA | NA | NA |
| 2007 | 0.113 | 0.113 | 0.000 | 0.000 | 0.000 |
| 2007 | 0.110 | 0.110 | 0.000 | 0.000 | 0.000 |
| 2007 | 0.107 | 0.107 | 0.000 | 0.000 | 0.000 |
| 2007 | 0.104 | 0.104 | 0.000 | 0.000 | 0.000 |
| NA | NA | NA | NA | NA | NA |
| 2012 | 0.189 | 0.189 | 0.000 | 0.000 | 0.000 |
| 2012 | 0.186 | 0.186 | 0.000 | 0.000 | 0.000 |
| 2012 | 0.183 | 0.183 | 0.000 | 0.000 | 0.000 |
| 2012 | 0.180 | 0.180 | 0.000 | 0.000 | 0.000 |
| NA | NA | NA | NA | NA | NA |
| NA | NA | NA | NA | NA | NA |
| NA | NA | NA | NA | NA | NA |
| NA | NA | NA | NA | NA | NA |
| NA | NA | NA | NA | NA | NA |



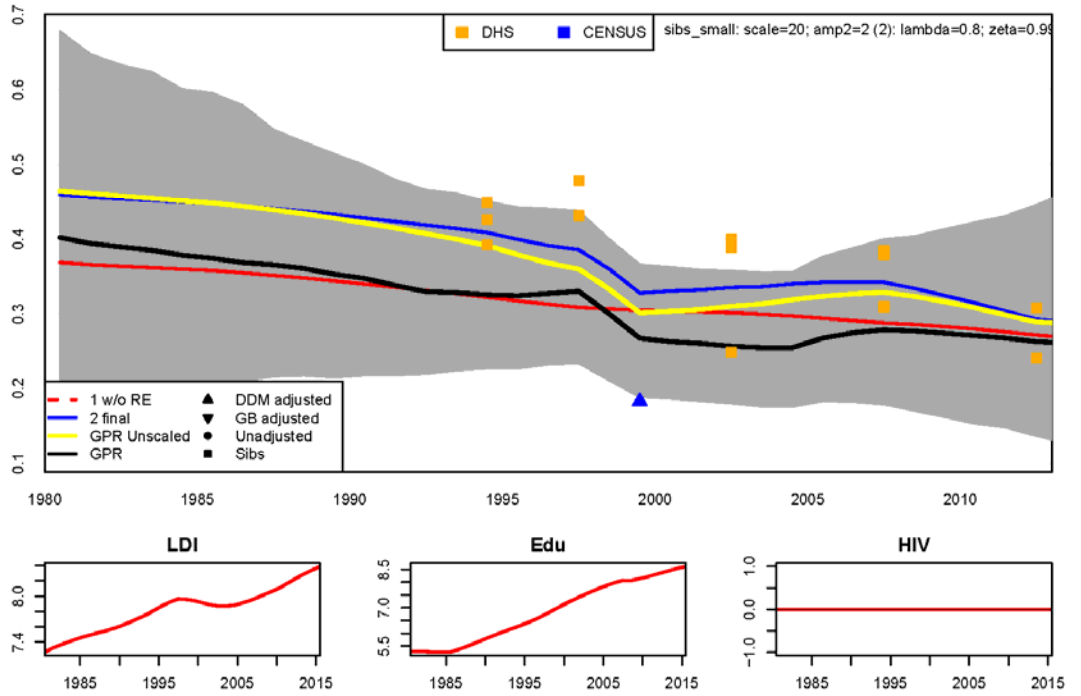
Sumatera Selatan (16); male; data type sibs_small
Years covered: 10

| Year | 45 | 15 | se | comp | cat |
|------|-------|-------|-------|-------|-------|
| NA | NA | NA | NA | NA | NA |
| NA | NA | NA | NA | NA | NA |
| NA | NA | NA | NA | NA | NA |
| NA | NA | NA | NA | NA | NA |
| NA | NA | NA | NA | NA | NA |
| NA | NA | NA | NA | NA | NA |
| NA | NA | NA | NA | NA | NA |
| NA | NA | NA | NA | NA | NA |
| NA | NA | NA | NA | NA | NA |
| NA | NA | NA | NA | NA | NA |
| 1993 | 0.170 | 0.170 | 0.000 | 0.000 | 0.000 |
| 1994 | 0.209 | 0.209 | 0.000 | 0.000 | 0.000 |
| 1994 | 0.236 | 0.236 | 0.000 | 0.000 | 0.000 |
| 1994 | 0.263 | 0.263 | 0.000 | 0.000 | 0.000 |
| NA | NA | NA | NA | NA | NA |
| 1997 | 0.177 | 0.177 | 0.000 | 0.000 | 0.000 |
| 1997 | 0.173 | 0.173 | 0.000 | 0.000 | 0.000 |
| 1997 | 0.169 | 0.169 | 0.000 | 0.000 | 0.000 |
| 1997 | 0.165 | 0.165 | 0.000 | 0.000 | 0.000 |
| 1999 | 0.391 | 0.391 | 0.000 | 0.449 | 0.000 |
| 2000 | 0.369 | 0.369 | 0.000 | 0.599 | 0.000 |
| NA | NA | NA | NA | NA | NA |
| 2002 | 0.104 | 0.104 | 0.000 | 0.000 | 0.000 |
| 2002 | 0.100 | 0.100 | 0.000 | 0.000 | 0.000 |
| 2004 | 0.371 | 0.371 | 0.000 | 0.610 | 2 |
| NA | NA | NA | NA | NA | NA |
| 2007 | 0.173 | 0.173 | 0.000 | 0.000 | 0.000 |
| 2007 | 0.169 | 0.169 | 0.000 | 0.000 | 0.000 |
| 2007 | 0.165 | 0.165 | 0.000 | 0.000 | 0.000 |
| 2007 | 0.161 | 0.161 | 0.000 | 0.000 | 0.000 |
| NA | NA | NA | NA | NA | NA |
| 2012 | 0.192 | 0.192 | 0.000 | 0.000 | 0.000 |
| 2012 | 0.189 | 0.189 | 0.000 | 0.000 | 0.000 |
| 2012 | 0.186 | 0.186 | 0.000 | 0.000 | 0.000 |
| 2012 | 0.183 | 0.183 | 0.000 | 0.000 | 0.000 |
| NA | NA | NA | NA | NA | NA |
| NA | NA | NA | NA | NA | NA |
| NA | NA | NA | NA | NA | NA |
| NA | NA | NA | NA | NA | NA |
| NA | NA | NA | NA | NA | NA |



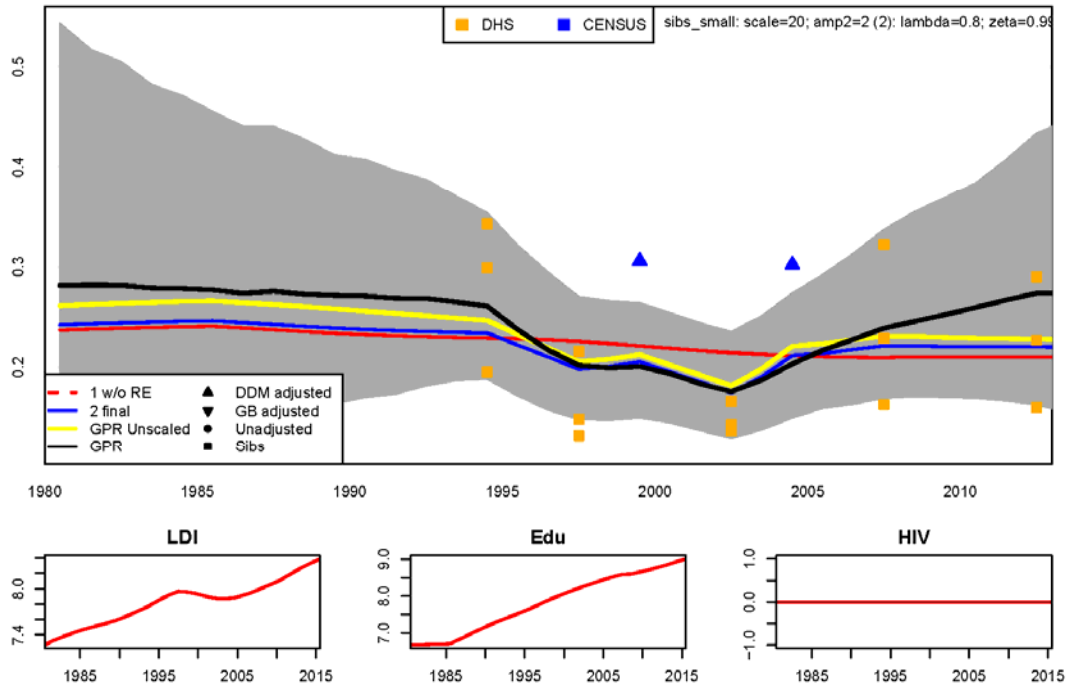
Bengkulu (17); female; data type sibs_small
Years covered: 6

| Year | 45g15 | se | comp | cat |
|------|-------|-------|-------|-----|
| NA | NA | NA | NA | NA |
| NA | NA | NA | NA | NA |
| NA | NA | NA | NA | NA |
| NA | NA | NA | NA | NA |
| NA | NA | NA | NA | NA |
| NA | NA | NA | NA | NA |
| NA | NA | NA | NA | NA |
| NA | NA | NA | NA | NA |
| NA | NA | NA | NA | NA |
| 1994 | 0.250 | 0.000 | 0.795 | 2 |
| 1994 | 0.250 | 0.000 | 0.795 | 2 |
| 1994 | 0.240 | 0.000 | 0.795 | 2 |
| NA | NA | NA | NA | NA |
| 1997 | 0.270 | 0.000 | 0.795 | 2 |
| 1997 | 0.270 | 0.000 | 0.795 | 2 |
| 1997 | 0.270 | 0.000 | 0.795 | 2 |
| 1999 | 0.183 | 0.000 | 0.795 | 2 |
| NA | NA | NA | NA | NA |
| 2002 | 0.143 | 0.000 | 0.795 | 2 |
| 2002 | 0.143 | 0.000 | 0.795 | 2 |
| 2002 | 0.143 | 0.000 | 0.795 | 2 |
| NA | NA | NA | NA | NA |
| 2007 | 0.379 | 0.000 | 0.795 | 2 |
| 2007 | 0.379 | 0.000 | 0.795 | 2 |
| 2007 | 0.379 | 0.000 | 0.795 | 2 |
| NA | NA | NA | NA | NA |
| 2012 | 0.303 | 0.000 | 0.795 | 2 |
| NA | NA | NA | NA | NA |
| NA | NA | NA | NA | NA |
| NA | NA | NA | NA | NA |



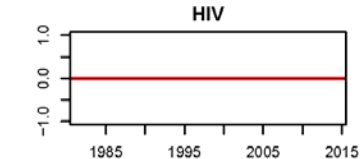
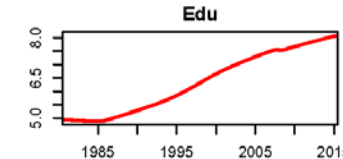
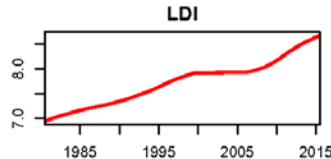
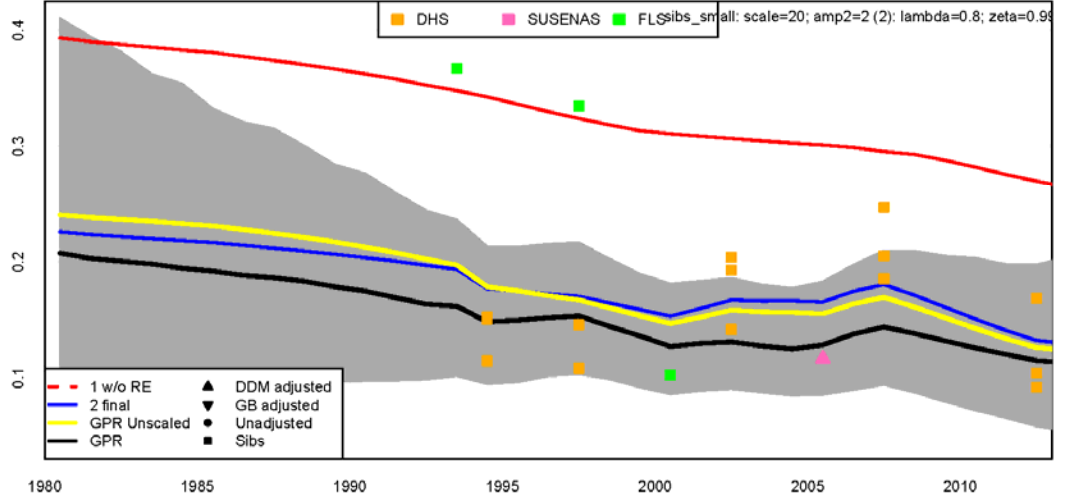
Bengkulu (17); male; data type sibs_small
Years covered: 7

| Year | 45g15 | se | comp | cat |
|------|-------|-------|-------|-----|
| NA | NA | NA | NA | NA |
| NA | NA | NA | NA | NA |
| NA | NA | NA | NA | NA |
| NA | NA | NA | NA | NA |
| NA | NA | NA | NA | NA |
| NA | NA | NA | NA | NA |
| NA | NA | NA | NA | NA |
| NA | NA | NA | NA | NA |
| NA | NA | NA | NA | NA |
| 1994 | 0.195 | 0.000 | 0.795 | 2 |
| 1994 | 0.195 | 0.000 | 0.795 | 2 |
| 1994 | 0.210 | 0.000 | 0.795 | 2 |
| NA | NA | NA | NA | NA |
| 1997 | 0.133 | 0.000 | 0.795 | 2 |
| 1997 | 0.133 | 0.000 | 0.795 | 2 |
| 1997 | 0.218 | 0.000 | 0.795 | 2 |
| 1999 | 0.205 | 0.000 | 0.795 | 2 |
| NA | NA | NA | NA | NA |
| 2002 | 0.137 | 0.000 | 0.795 | 2 |
| 2002 | 0.137 | 0.000 | 0.795 | 2 |
| 2002 | 0.149 | 0.000 | 0.795 | 2 |
| 2004 | 0.302 | 0.000 | 0.795 | 2 |
| NA | NA | NA | NA | NA |
| 2007 | 0.153 | 0.000 | 0.795 | 2 |
| 2007 | 0.153 | 0.000 | 0.795 | 2 |
| 2007 | 0.229 | 0.000 | 0.795 | 2 |
| NA | NA | NA | NA | NA |
| 2012 | 0.257 | 0.000 | 0.795 | 2 |
| NA | NA | NA | NA | NA |
| NA | NA | NA | NA | NA |
| NA | NA | NA | NA | NA |



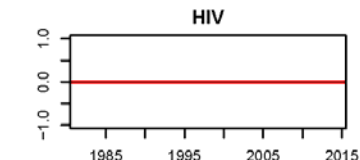
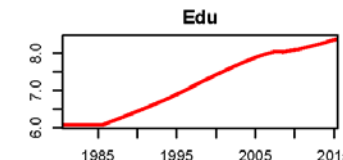
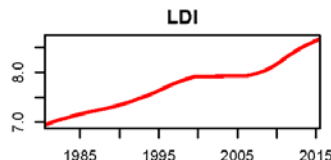
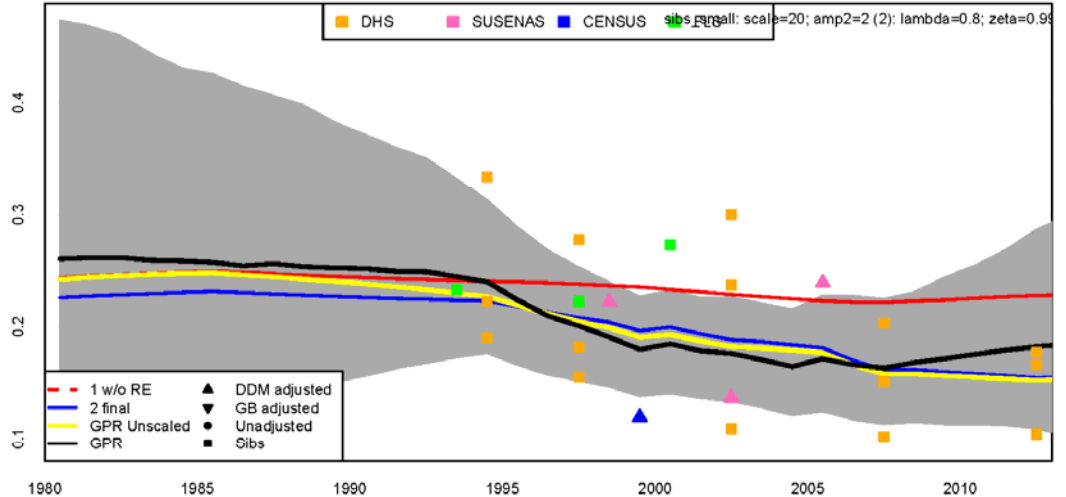
Lampung (18); female; data type sibs_small
Years covered: 8

| Year | 45-15 | se | comp | cat |
|------|-------|-------|-------|-------|
| NA | NA | NA | NA | NA |
| NA | NA | NA | NA | NA |
| NA | NA | NA | NA | NA |
| NA | NA | NA | NA | NA |
| NA | NA | NA | NA | NA |
| NA | NA | NA | NA | NA |
| NA | NA | NA | NA | NA |
| NA | NA | NA | NA | NA |
| NA | NA | NA | NA | NA |
| 1993 | 0.397 | 0.010 | 0.000 | 0.000 |
| 1994 | 0.115 | 0.010 | 0.000 | 0.000 |
| 1994 | 0.157 | 0.010 | 0.000 | 0.000 |
| 1994 | 0.157 | 0.010 | 0.000 | 0.000 |
| NA | NA | NA | NA | NA |
| 1997 | 0.110 | 0.010 | 0.000 | 0.000 |
| 1997 | 0.149 | 0.010 | 0.000 | 0.000 |
| 1997 | 0.335 | 0.010 | 0.000 | 0.000 |
| NA | NA | NA | NA | NA |
| 2000 | 0.103 | 0.010 | 0.000 | 0.000 |
| 2002 | 0.143 | 0.010 | 0.000 | 0.000 |
| 2002 | 0.159 | 0.010 | 0.000 | 0.000 |
| 2002 | 0.204 | 0.010 | 0.000 | 0.000 |
| 2005 | 0.170 | 0.010 | 0.080 | 0.080 |
| 2007 | 0.159 | 0.010 | 0.000 | 0.000 |
| 2007 | 0.217 | 0.010 | 0.000 | 0.000 |
| NA | NA | NA | NA | NA |
| 2012 | 0.152 | 0.010 | 0.000 | 0.000 |
| 2012 | 0.105 | 0.010 | 0.000 | 0.000 |
| 2012 | 0.105 | 0.010 | 0.000 | 0.000 |
| NA | NA | NA | NA | NA |
| NA | NA | NA | NA | NA |
| NA | NA | NA | NA | NA |



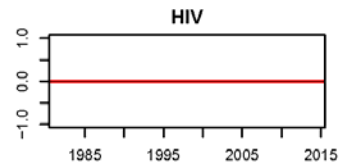
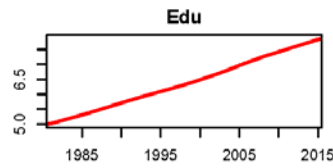
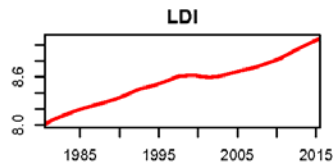
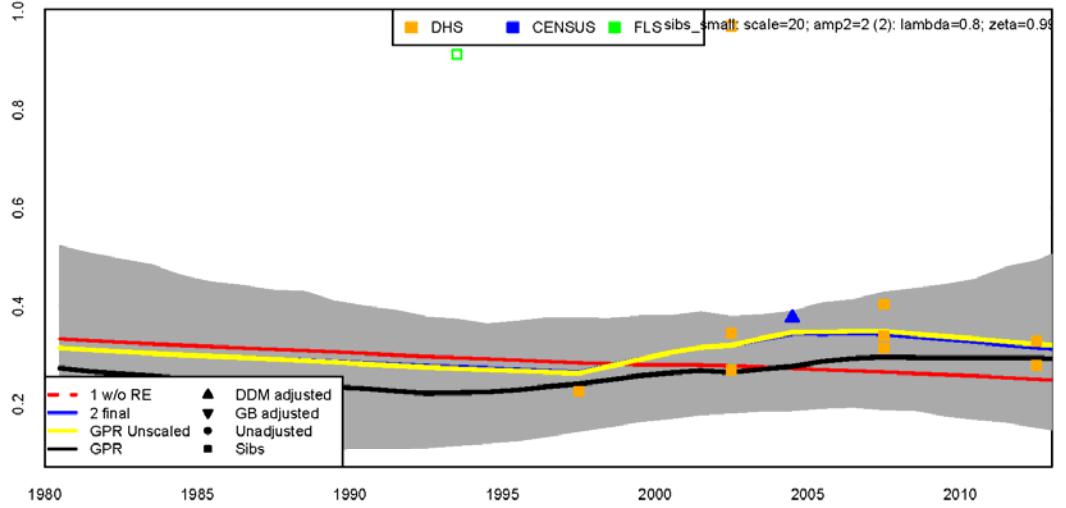
Lampung (18); male; data type sibs_small
Years covered: 10

| Year | 45-15 | se | comp | cat |
|------|-------|-------|-------|-------|
| NA | NA | NA | NA | NA |
| NA | NA | NA | NA | NA |
| NA | NA | NA | NA | NA |
| NA | NA | NA | NA | NA |
| NA | NA | NA | NA | NA |
| NA | NA | NA | NA | NA |
| NA | NA | NA | NA | NA |
| NA | NA | NA | NA | NA |
| NA | NA | NA | NA | NA |
| 1993 | 0.333 | 0.010 | 0.000 | 0.000 |
| 1994 | 0.190 | 0.010 | 0.000 | 0.000 |
| 1994 | 0.354 | 0.010 | 0.000 | 0.000 |
| 1994 | 0.354 | 0.010 | 0.000 | 0.000 |
| NA | NA | NA | NA | NA |
| 1997 | 0.155 | 0.010 | 0.000 | 0.000 |
| 1997 | 0.222 | 0.010 | 0.000 | 0.000 |
| 1997 | 0.213 | 0.010 | 0.000 | 0.000 |
| 1999 | 0.119 | 0.010 | 1.630 | 1.630 |
| 2000 | 0.273 | 0.010 | 0.000 | 0.000 |
| 2002 | 0.109 | 0.010 | 0.487 | 0.487 |
| 2002 | 0.133 | 0.010 | 0.000 | 0.000 |
| 2002 | 0.237 | 0.010 | 0.000 | 0.000 |
| 2005 | 0.259 | 0.010 | 0.507 | 0.507 |
| 2007 | 0.110 | 0.010 | 0.000 | 0.000 |
| 2007 | 0.150 | 0.010 | 0.000 | 0.000 |
| 2007 | 0.150 | 0.010 | 0.000 | 0.000 |
| 2011 | 0.104 | 0.010 | 0.000 | 0.000 |
| 2012 | 0.105 | 0.010 | 0.000 | 0.000 |
| 2012 | 0.105 | 0.010 | 0.000 | 0.000 |
| NA | NA | NA | NA | NA |
| NA | NA | NA | NA | NA |
| NA | NA | NA | NA | NA |



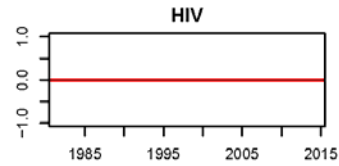
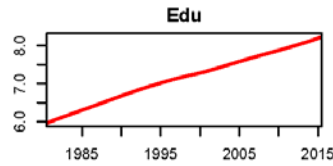
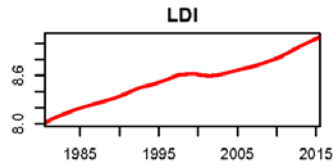
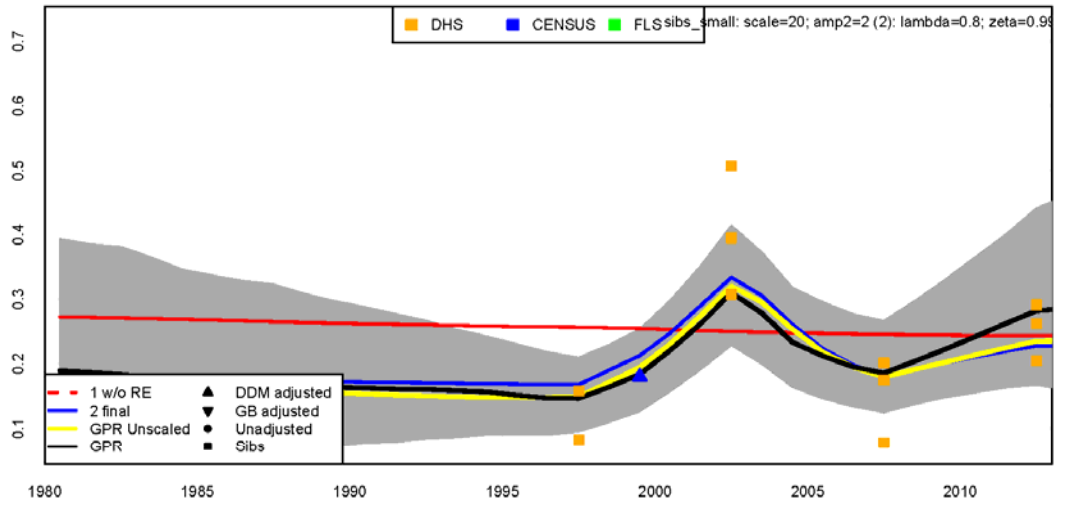
Bangka Belitung (19); female; data type sibs_small
Years covered: 5

| Year | 45g15 | se | comp | cat |
|------|-------|-------|-------|-------|
| NA | NA | NA | NA | NA |
| NA | NA | NA | NA | NA |
| NA | NA | NA | NA | NA |
| NA | NA | NA | NA | NA |
| NA | NA | NA | NA | NA |
| NA | NA | NA | NA | NA |
| NA | NA | NA | NA | NA |
| NA | NA | NA | NA | NA |
| 1993 | 0.213 | NA | 5 | 5 |
| NA | NA | NA | NA | NA |
| 1997 | 0.227 | NA | 5 | 5 |
| NA | NA | NA | NA | NA |
| 2000 | 0.243 | NA | 5 | 5 |
| NA | NA | NA | NA | NA |
| 2002 | 0.271 | NA | UNADJ | UNADJ |
| 2002 | 0.317 | NA | UNADJ | UNADJ |
| 2002 | 0.370 | NA | UNADJ | UNADJ |
| NA | NA | NA | NA | NA |
| 2004 | 0.378 | 0.561 | 2 | 2 |
| NA | NA | NA | NA | NA |
| 2007 | 0.317 | NA | UNADJ | UNADJ |
| 2007 | 0.329 | NA | UNADJ | UNADJ |
| 2007 | 0.404 | NA | UNADJ | UNADJ |
| NA | NA | NA | NA | NA |
| 2012 | 0.273 | NA | UNADJ | UNADJ |
| 2012 | 0.359 | NA | UNADJ | UNADJ |
| 2012 | 0.359 | NA | UNADJ | UNADJ |
| NA | NA | NA | NA | NA |
| NA | NA | NA | NA | NA |



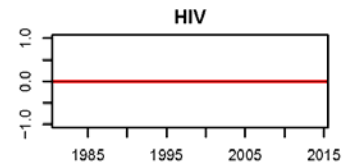
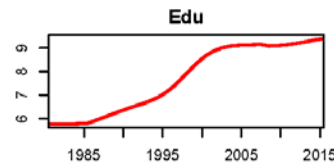
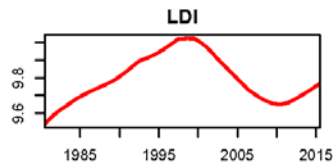
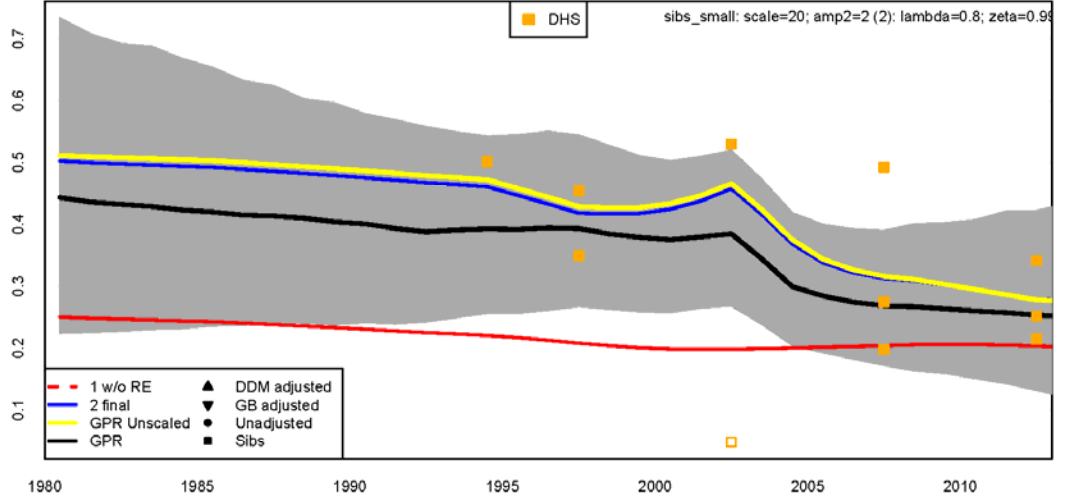
Bangka Belitung (19); male; data type sibs_small
Years covered: 5

| Year | 45g15 | se | comp | cat |
|------|-------|-------|-------|-------|
| NA | NA | NA | NA | NA |
| NA | NA | NA | NA | NA |
| NA | NA | NA | NA | NA |
| NA | NA | NA | NA | NA |
| NA | NA | NA | NA | NA |
| NA | NA | NA | NA | NA |
| NA | NA | NA | NA | NA |
| NA | NA | NA | NA | NA |
| 1997 | 0.193 | NA | UNADJ | UNADJ |
| 1997 | 0.193 | NA | UNADJ | UNADJ |
| 1999 | 0.180 | 1.924 | 2 | 2 |
| 2000 | 0.727 | NA | UNADJ | UNADJ |
| NA | NA | NA | NA | NA |
| 2002 | 0.301 | NA | UNADJ | UNADJ |
| 2002 | 0.308 | NA | UNADJ | UNADJ |
| NA | NA | NA | NA | NA |
| 2007 | 0.173 | NA | UNADJ | UNADJ |
| 2007 | 0.173 | NA | UNADJ | UNADJ |
| 2007 | 0.209 | NA | UNADJ | UNADJ |
| NA | NA | NA | NA | NA |
| 2012 | 0.253 | NA | UNADJ | UNADJ |
| 2012 | 0.253 | NA | UNADJ | UNADJ |
| NA | NA | NA | NA | NA |
| NA | NA | NA | NA | NA |



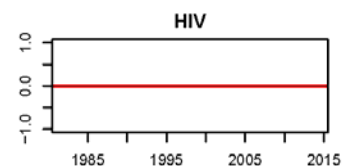
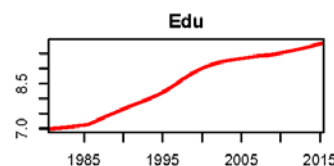
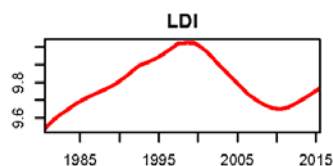
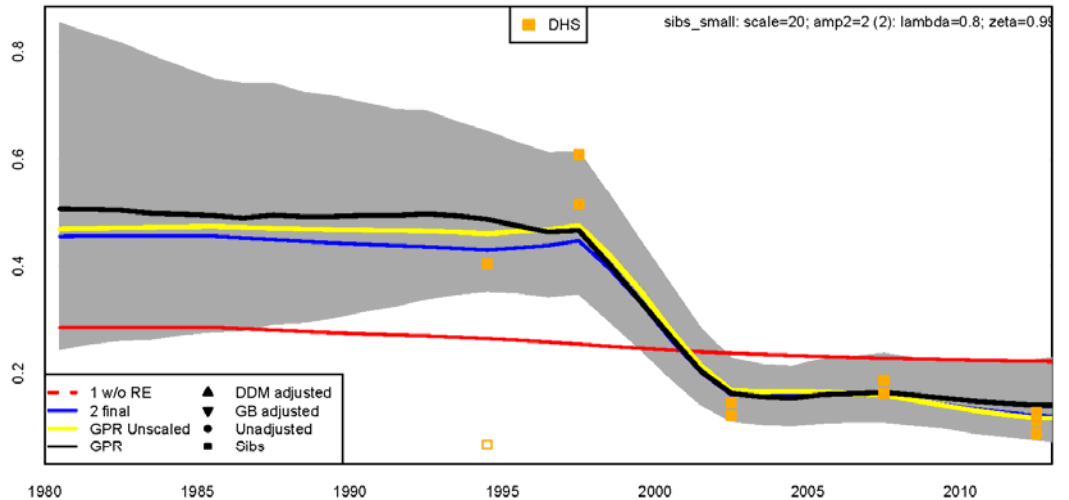
Kepulauan Riau (21); female; data type sibs_small
Years covered: 5

| Year | 45g15 | se | comp | cat |
|------|-------|-------|-------|-------|
| NA | NA | NA | NA | NA |
| NA | NA | NA | NA | NA |
| NA | NA | NA | NA | NA |
| NA | NA | NA | NA | NA |
| NA | NA | NA | NA | NA |
| NA | NA | NA | NA | NA |
| NA | NA | NA | NA | NA |
| NA | NA | NA | NA | NA |
| NA | NA | NA | NA | NA |
| NA | NA | NA | NA | NA |
| 1994 | 0.503 | 0.008 | 0.008 | 0.008 |
| NA | NA | NA | NA | NA |
| 1997 | 0.473 | 0.008 | 0.008 | 0.008 |
| 1997 | 0.454 | 0.008 | 0.008 | 0.008 |
| NA | NA | NA | NA | NA |
| NA | NA | NA | NA | NA |
| 2002 | 0.448 | 0.008 | 0.008 | 0.008 |
| 2002 | 0.438 | 0.008 | 0.008 | 0.008 |
| NA | NA | NA | NA | NA |
| NA | NA | NA | NA | NA |
| 2007 | 0.475 | 0.008 | 0.008 | 0.008 |
| 2007 | 0.479 | 0.008 | 0.008 | 0.008 |
| 2007 | 0.492 | 0.008 | 0.008 | 0.008 |
| NA | NA | NA | NA | NA |
| NA | NA | NA | NA | NA |
| 2012 | 0.417 | 0.008 | 0.008 | 0.008 |
| 2012 | 0.417 | 0.008 | 0.008 | 0.008 |
| NA | NA | NA | NA | NA |
| NA | NA | NA | NA | NA |



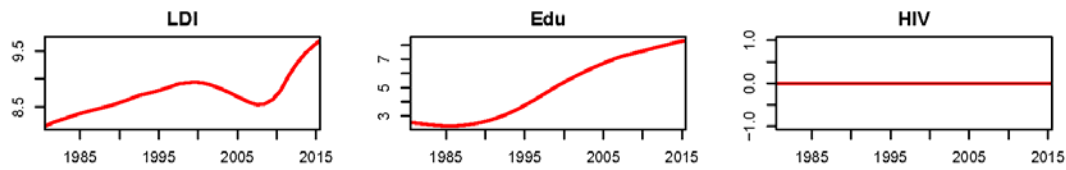
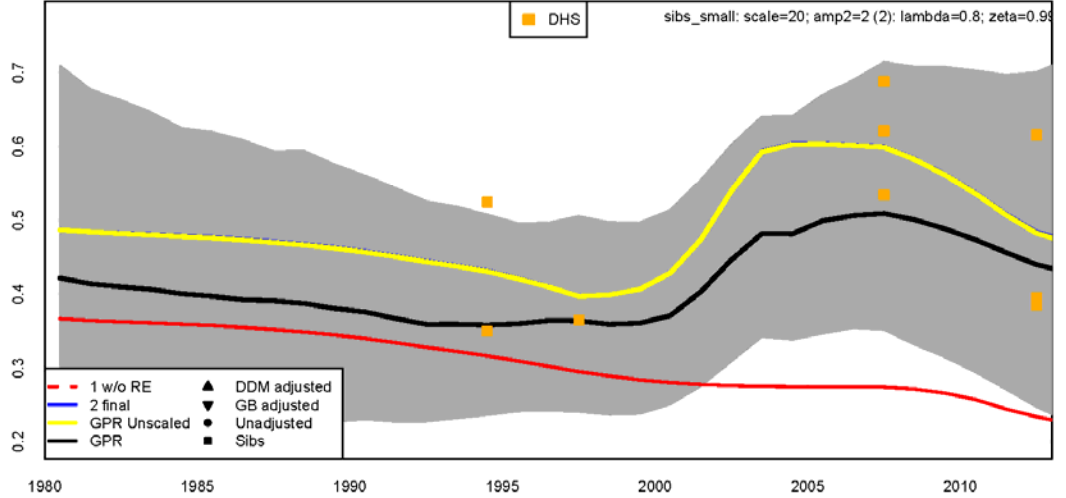
Kepulauan Riau (21); male; data type sibs_small
Years covered: 5

| Year | 45g15 | se | comp | cat |
|------|-------|-------|-------|-------|
| NA | NA | NA | NA | NA |
| NA | NA | NA | NA | NA |
| NA | NA | NA | NA | NA |
| NA | NA | NA | NA | NA |
| NA | NA | NA | NA | NA |
| NA | NA | NA | NA | NA |
| NA | NA | NA | NA | NA |
| NA | NA | NA | NA | NA |
| NA | NA | NA | NA | NA |
| NA | NA | NA | NA | NA |
| 1994 | 0.608 | 0.008 | 0.008 | 0.008 |
| 1994 | 0.608 | 0.008 | 0.008 | 0.008 |
| NA | NA | NA | NA | NA |
| 1997 | 0.515 | 0.008 | 0.008 | 0.008 |
| 1997 | 0.508 | 0.008 | 0.008 | 0.008 |
| NA | NA | NA | NA | NA |
| NA | NA | NA | NA | NA |
| 2002 | 0.428 | 0.008 | 0.008 | 0.008 |
| 2002 | 0.428 | 0.008 | 0.008 | 0.008 |
| NA | NA | NA | NA | NA |
| NA | NA | NA | NA | NA |
| 2007 | 0.385 | 0.008 | 0.008 | 0.008 |
| 2007 | 0.389 | 0.008 | 0.008 | 0.008 |
| 2007 | 0.399 | 0.008 | 0.008 | 0.008 |
| NA | NA | NA | NA | NA |
| NA | NA | NA | NA | NA |
| 2012 | 0.317 | 0.008 | 0.008 | 0.008 |
| 2012 | 0.317 | 0.008 | 0.008 | 0.008 |
| NA | NA | NA | NA | NA |
| NA | NA | NA | NA | NA |



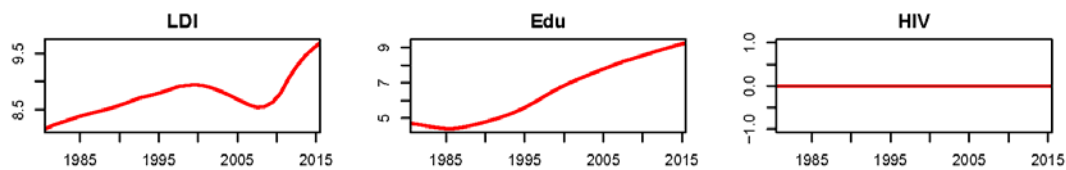
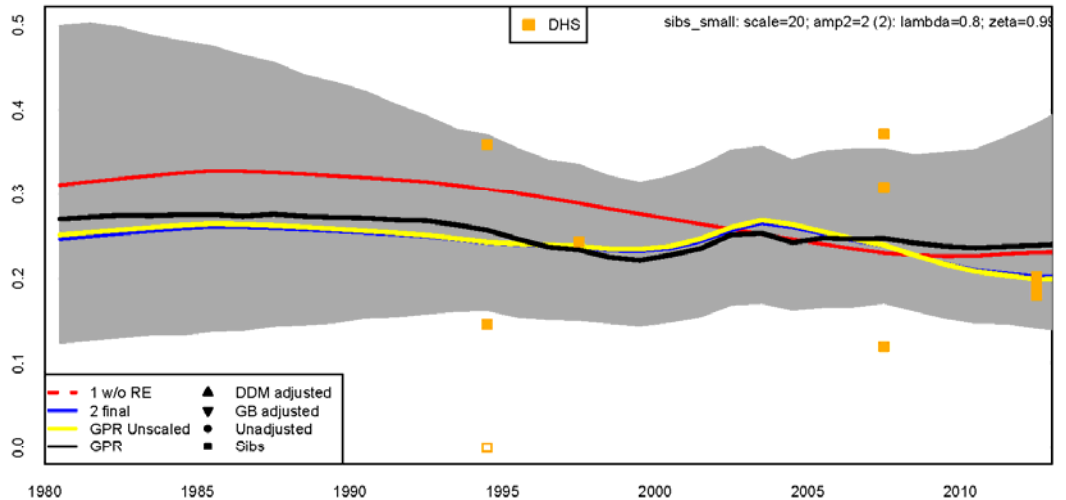
Papua Barat (91); female; data type sibs_small
Years covered: 4

| Year | 45 | 15 | se | comp | cat |
|------|----|-------|-------|------|-------|
| NA | NA | NA | NA | NA | NA |
| NA | NA | NA | NA | NA | NA |
| NA | NA | NA | NA | NA | NA |
| NA | NA | NA | NA | NA | NA |
| NA | NA | NA | NA | NA | NA |
| NA | NA | NA | NA | NA | NA |
| NA | NA | NA | NA | NA | NA |
| NA | NA | NA | NA | NA | NA |
| NA | NA | NA | NA | NA | NA |
| NA | NA | NA | NA | NA | NA |
| 1994 | 0 | 0.253 | 0.000 | 0.0 | UNADJ |
| 1994 | 0 | 0.253 | 0.000 | 0.0 | UNADJ |
| 1997 | 0 | 0.253 | 0.000 | 0.0 | UNADJ |
| NA | NA | NA | NA | NA | NA |
| NA | NA | NA | NA | NA | NA |
| NA | NA | NA | NA | NA | NA |
| NA | NA | NA | NA | NA | NA |
| NA | NA | NA | NA | NA | NA |
| NA | NA | NA | NA | NA | NA |
| 2007 | 0 | 0.234 | 0.000 | 0.0 | UNADJ |
| 2007 | 0 | 0.234 | 0.000 | 0.0 | UNADJ |
| NA | NA | NA | NA | NA | NA |
| NA | NA | NA | NA | NA | NA |
| NA | NA | NA | NA | NA | NA |
| 2012 | 0 | 0.219 | 0.000 | 0.0 | UNADJ |
| 2012 | 0 | 0.219 | 0.000 | 0.0 | UNADJ |
| NA | NA | NA | NA | NA | NA |
| NA | NA | NA | NA | NA | NA |
| NA | NA | NA | NA | NA | NA |



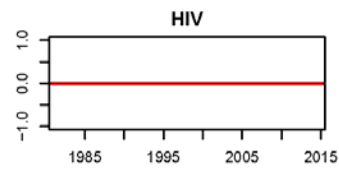
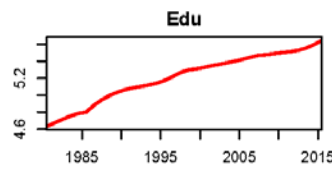
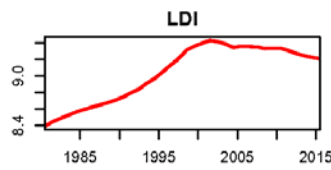
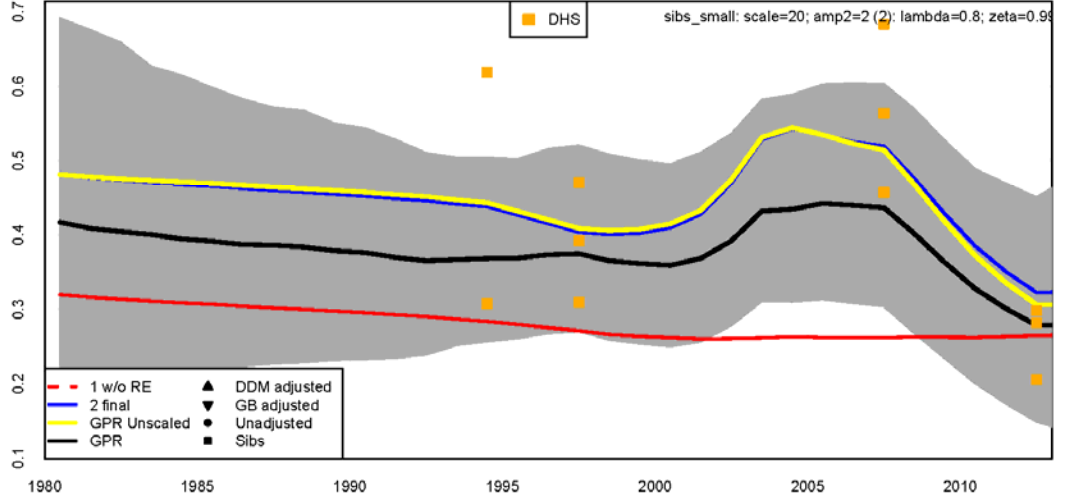
Papua Barat (91); male; data type sibs_small
Years covered: 4

| Year | 45 | 15 | se | comp | cat |
|------|----|-------|-------|------|-------|
| NA | NA | NA | NA | NA | NA |
| NA | NA | NA | NA | NA | NA |
| NA | NA | NA | NA | NA | NA |
| NA | NA | NA | NA | NA | NA |
| NA | NA | NA | NA | NA | NA |
| NA | NA | NA | NA | NA | NA |
| NA | NA | NA | NA | NA | NA |
| NA | NA | NA | NA | NA | NA |
| NA | NA | NA | NA | NA | NA |
| NA | NA | NA | NA | NA | NA |
| 1994 | 0 | 0.000 | 0.000 | 0.0 | UNADJ |
| 1994 | 0 | 0.143 | 0.000 | 0.0 | UNADJ |
| 1994 | 0 | 0.250 | 0.000 | 0.0 | UNADJ |
| 1997 | 0 | 0.253 | 0.000 | 0.0 | UNADJ |
| NA | NA | NA | NA | NA | NA |
| NA | NA | NA | NA | NA | NA |
| NA | NA | NA | NA | NA | NA |
| NA | NA | NA | NA | NA | NA |
| NA | NA | NA | NA | NA | NA |
| NA | NA | NA | NA | NA | NA |
| 2007 | 0 | 0.119 | 0.000 | 0.0 | UNADJ |
| 2007 | 0 | 0.339 | 0.000 | 0.0 | UNADJ |
| NA | NA | NA | NA | NA | NA |
| NA | NA | NA | NA | NA | NA |
| NA | NA | NA | NA | NA | NA |
| 2012 | 0 | 0.105 | 0.000 | 0.0 | UNADJ |
| 2012 | 0 | 0.289 | 0.000 | 0.0 | UNADJ |
| NA | NA | NA | NA | NA | NA |
| NA | NA | NA | NA | NA | NA |
| NA | NA | NA | NA | NA | NA |



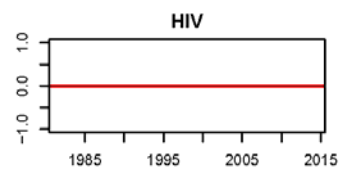
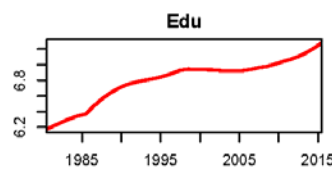
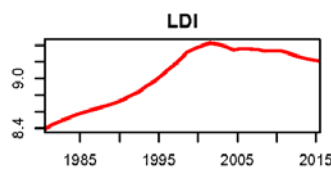
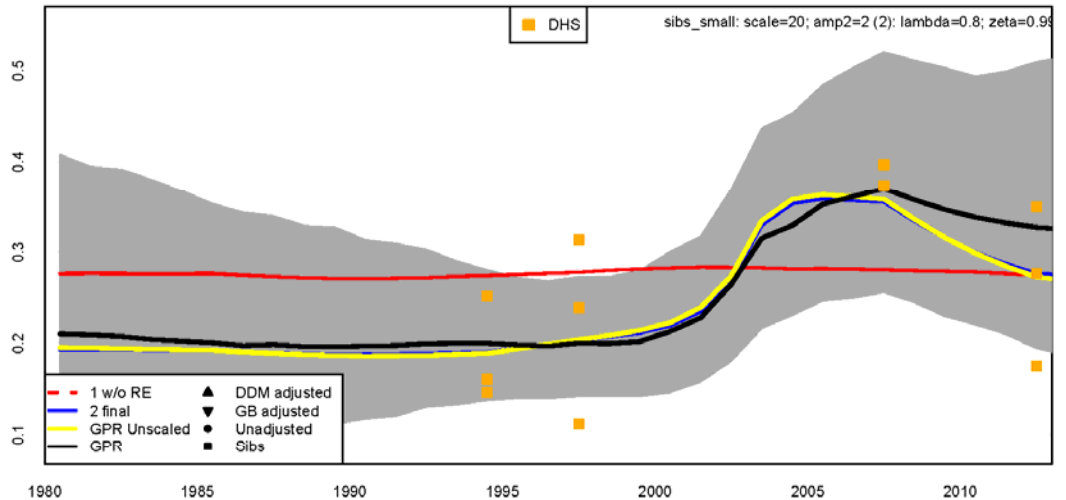
Papua (94); female; data type sibs_small
Years covered: 4

| Year | 45g15 | se | comp | cat |
|------|-------|-------|-------|-------|
| NA | NA | NA | NA | NA |
| NA | NA | NA | NA | NA |
| NA | NA | NA | NA | NA |
| NA | NA | NA | NA | NA |
| NA | NA | NA | NA | NA |
| NA | NA | NA | NA | NA |
| NA | NA | NA | NA | NA |
| NA | NA | NA | NA | NA |
| NA | NA | NA | NA | NA |
| NA | NA | NA | NA | NA |
| 1994 | 0.307 | 0.005 | UNADJ | UNADJ |
| 1994 | 0.216 | 0.005 | UNADJ | UNADJ |
| NA | NA | NA | NA | NA |
| 1997 | 0.309 | 0.005 | UNADJ | UNADJ |
| 1997 | 0.270 | 0.005 | UNADJ | UNADJ |
| NA | NA | NA | NA | NA |
| NA | NA | NA | NA | NA |
| NA | NA | NA | NA | NA |
| NA | NA | NA | NA | NA |
| NA | NA | NA | NA | NA |
| NA | NA | NA | NA | NA |
| 2007 | 0.357 | 0.005 | UNADJ | UNADJ |
| 2007 | 0.263 | 0.005 | UNADJ | UNADJ |
| NA | NA | NA | NA | NA |
| NA | NA | NA | NA | NA |
| NA | NA | NA | NA | NA |
| NA | NA | NA | NA | NA |
| 2012 | 0.323 | 0.005 | UNADJ | UNADJ |
| 2012 | 0.252 | 0.005 | UNADJ | UNADJ |
| NA | NA | NA | NA | NA |
| NA | NA | NA | NA | NA |

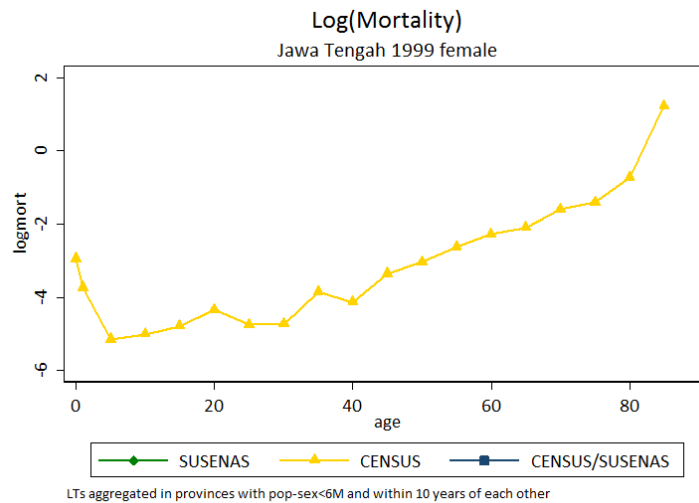
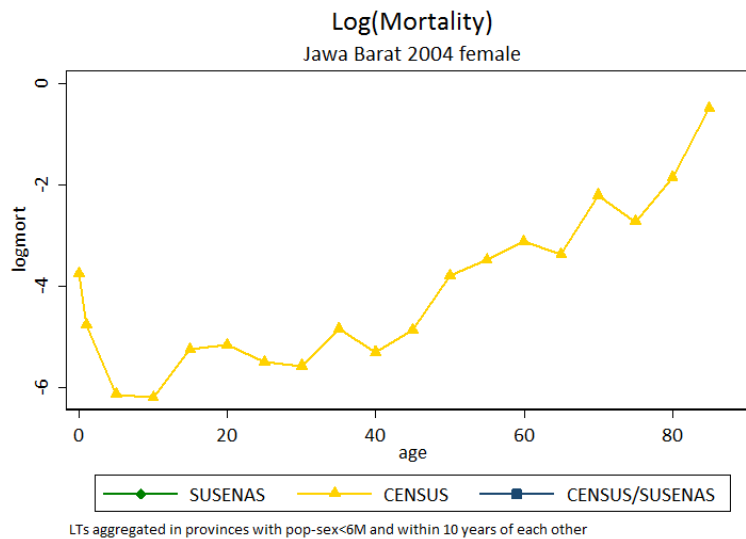
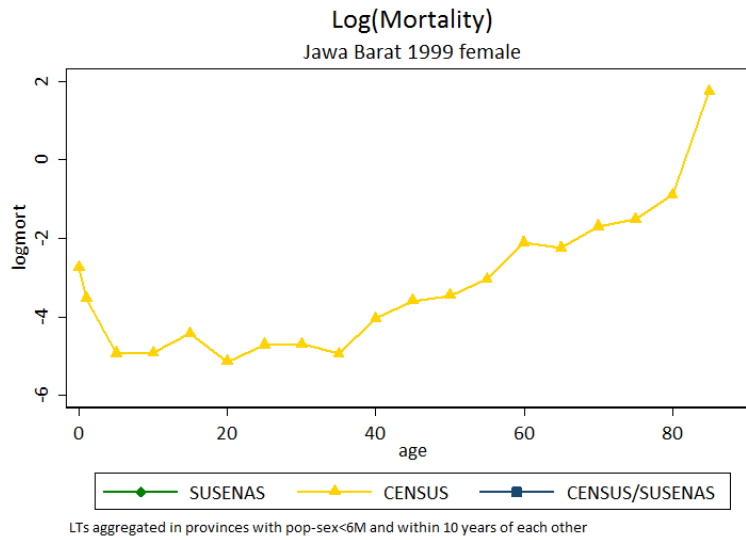


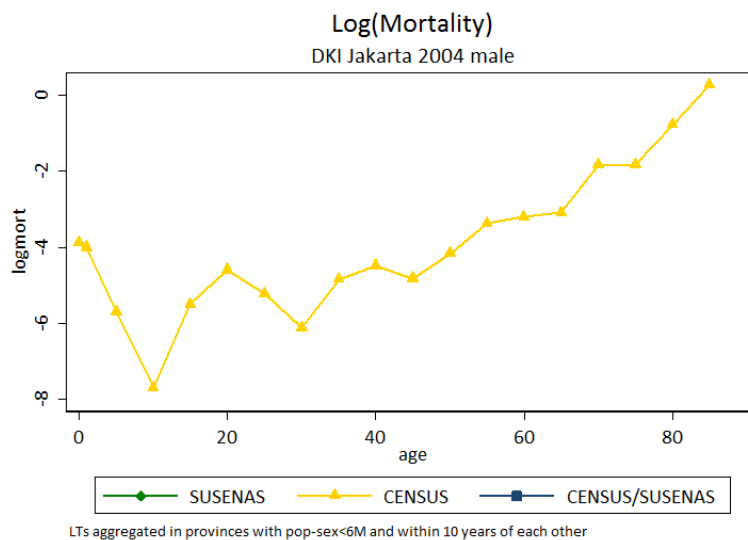
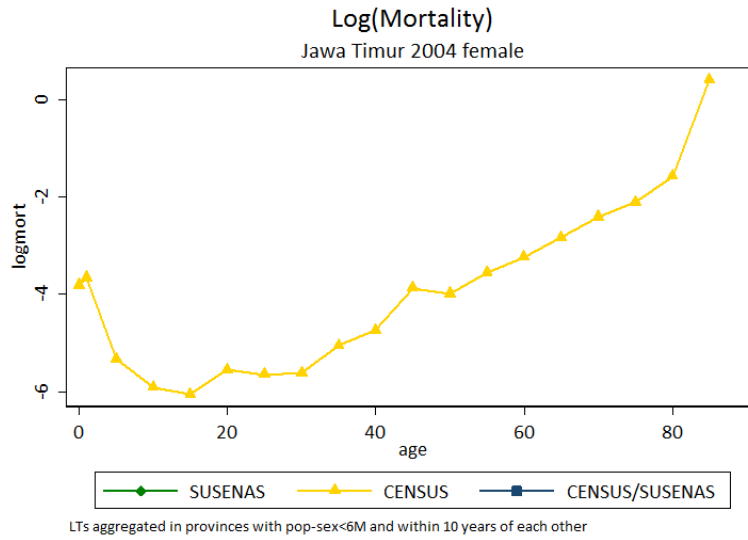
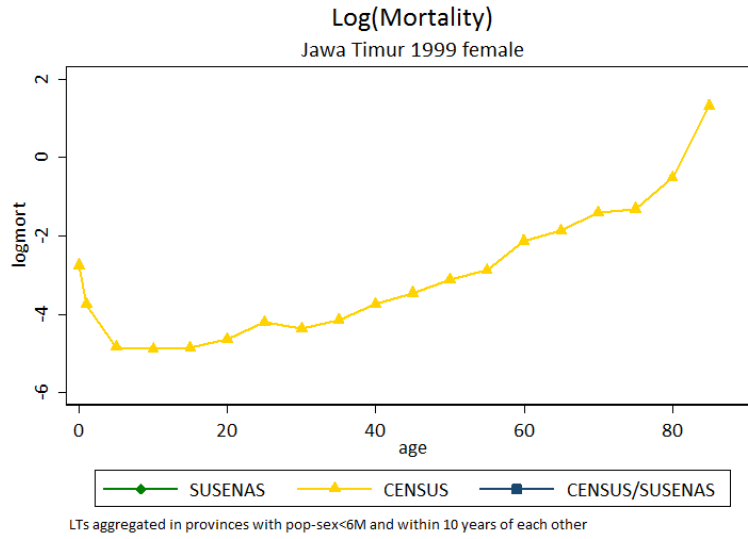
Papua (94); male; data type sibs_small
Years covered: 4

| Year | 45g15 | se | comp | cat |
|------|-------|-------|-------|-------|
| NA | NA | NA | NA | NA |
| NA | NA | NA | NA | NA |
| NA | NA | NA | NA | NA |
| NA | NA | NA | NA | NA |
| NA | NA | NA | NA | NA |
| NA | NA | NA | NA | NA |
| NA | NA | NA | NA | NA |
| NA | NA | NA | NA | NA |
| NA | NA | NA | NA | NA |
| NA | NA | NA | NA | NA |
| 1994 | 0.148 | 0.005 | UNADJ | UNADJ |
| 1994 | 0.157 | 0.005 | UNADJ | UNADJ |
| 1994 | 0.252 | 0.005 | UNADJ | UNADJ |
| NA | NA | NA | NA | NA |
| 1997 | 0.112 | 0.005 | UNADJ | UNADJ |
| 1997 | 0.234 | 0.005 | UNADJ | UNADJ |
| 1997 | 0.312 | 0.005 | UNADJ | UNADJ |
| NA | NA | NA | NA | NA |
| NA | NA | NA | NA | NA |
| NA | NA | NA | NA | NA |
| NA | NA | NA | NA | NA |
| 2007 | 0.313 | 0.005 | UNADJ | UNADJ |
| 2007 | 0.259 | 0.005 | UNADJ | UNADJ |
| NA | NA | NA | NA | NA |
| NA | NA | NA | NA | NA |
| NA | NA | NA | NA | NA |
| NA | NA | NA | NA | NA |
| 2012 | 0.172 | 0.005 | UNADJ | UNADJ |
| 2012 | 0.350 | 0.005 | UNADJ | UNADJ |
| NA | NA | NA | NA | NA |
| NA | NA | NA | NA | NA |

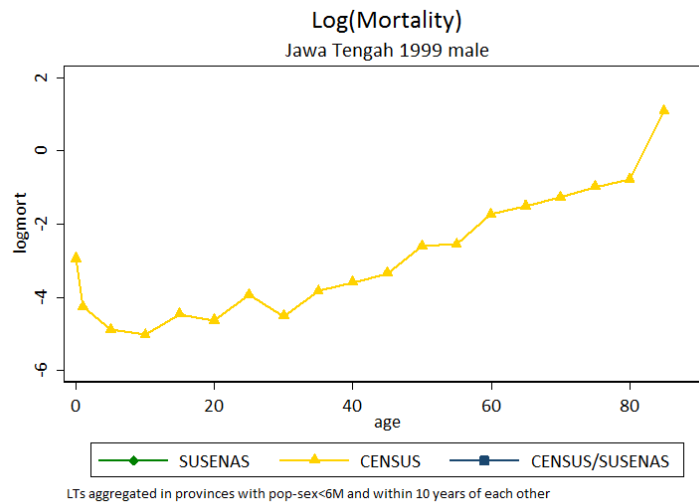
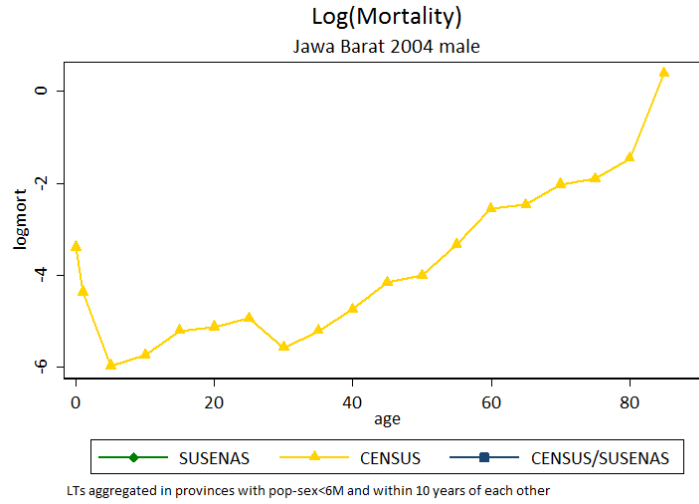
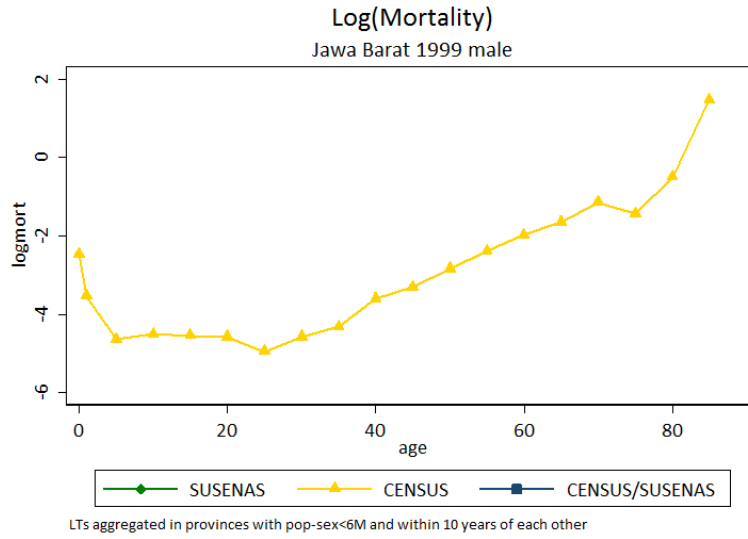


Supplementary Figure 3. Log(mortality) by age of 24 life tables included in the analysis for over-5 deaths.

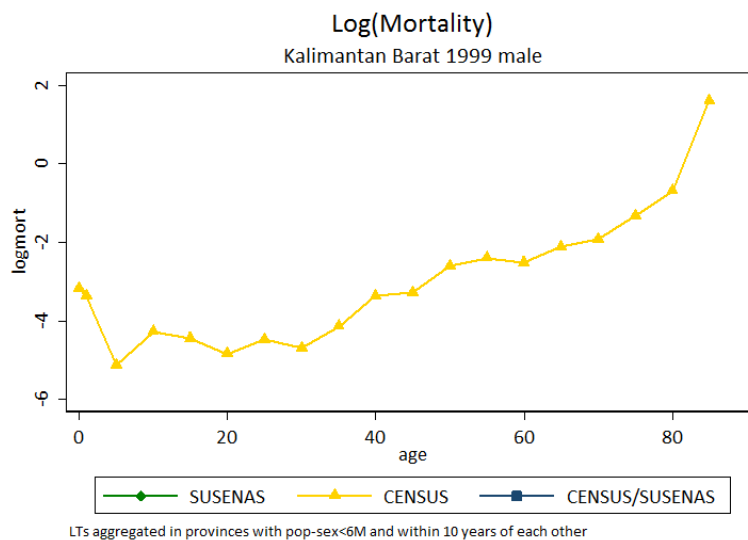
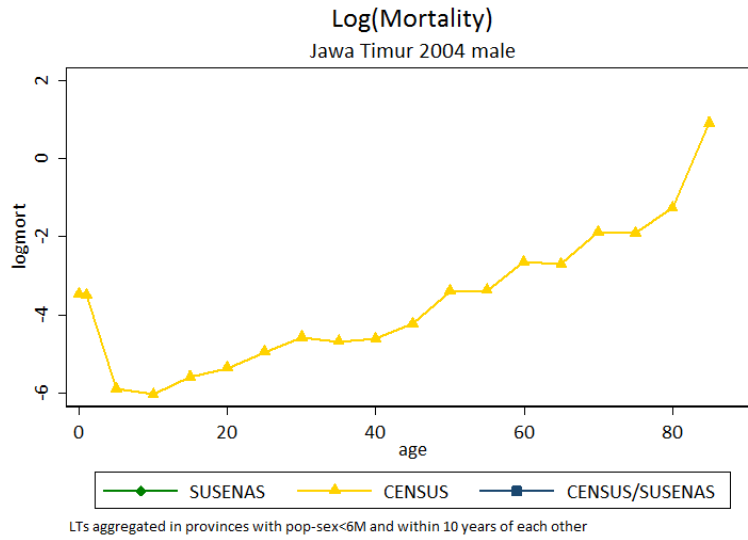
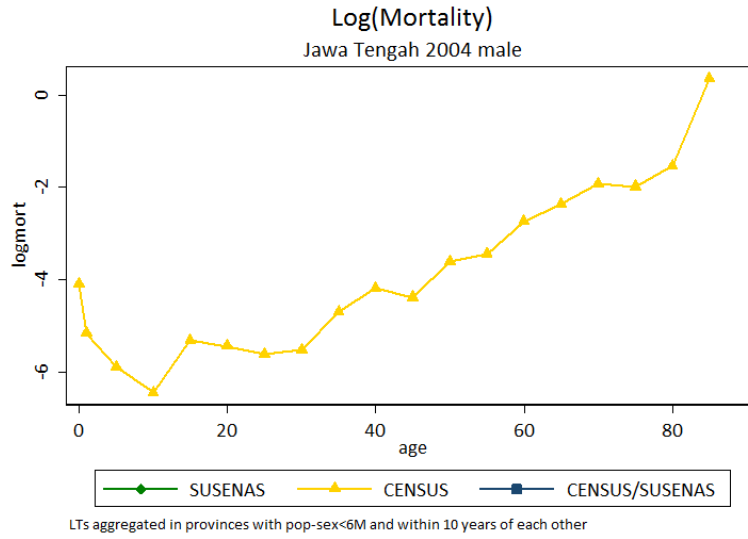


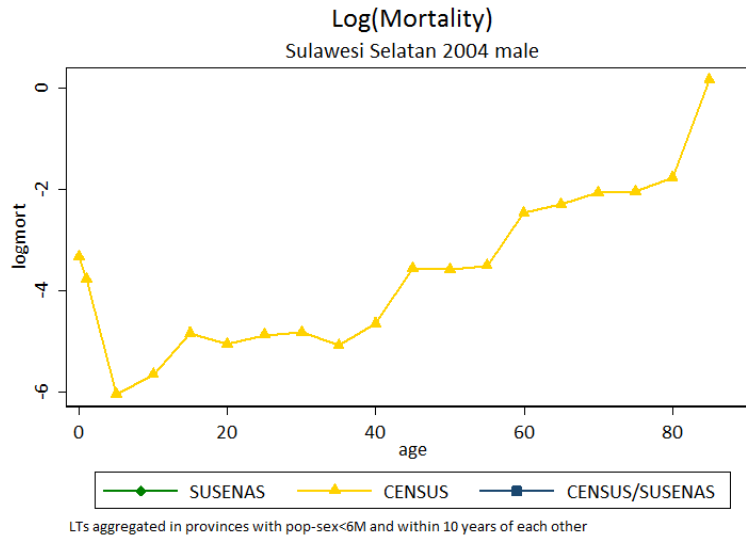
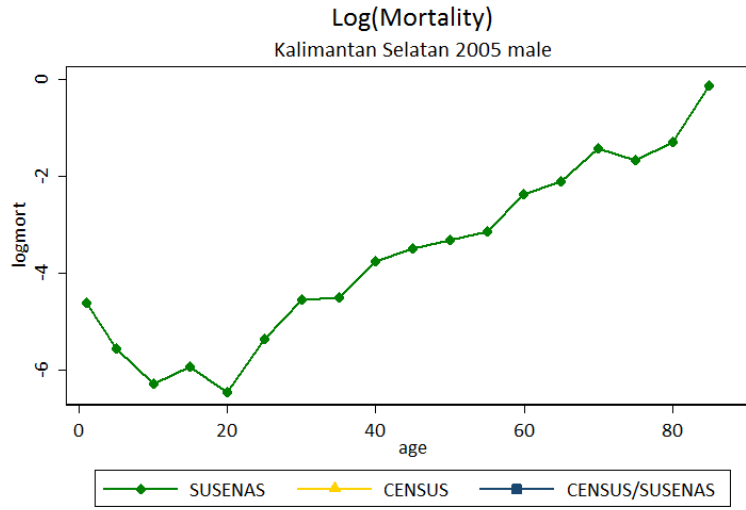


Aim 1 Supplementary Figures

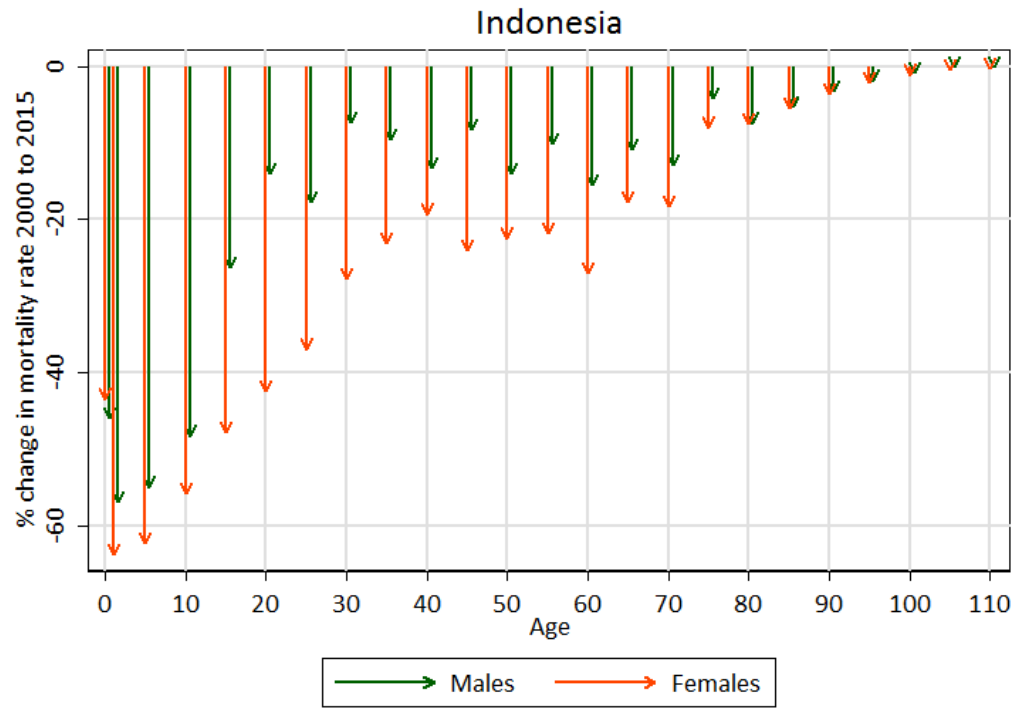


Aim 1 Supplementary Figures

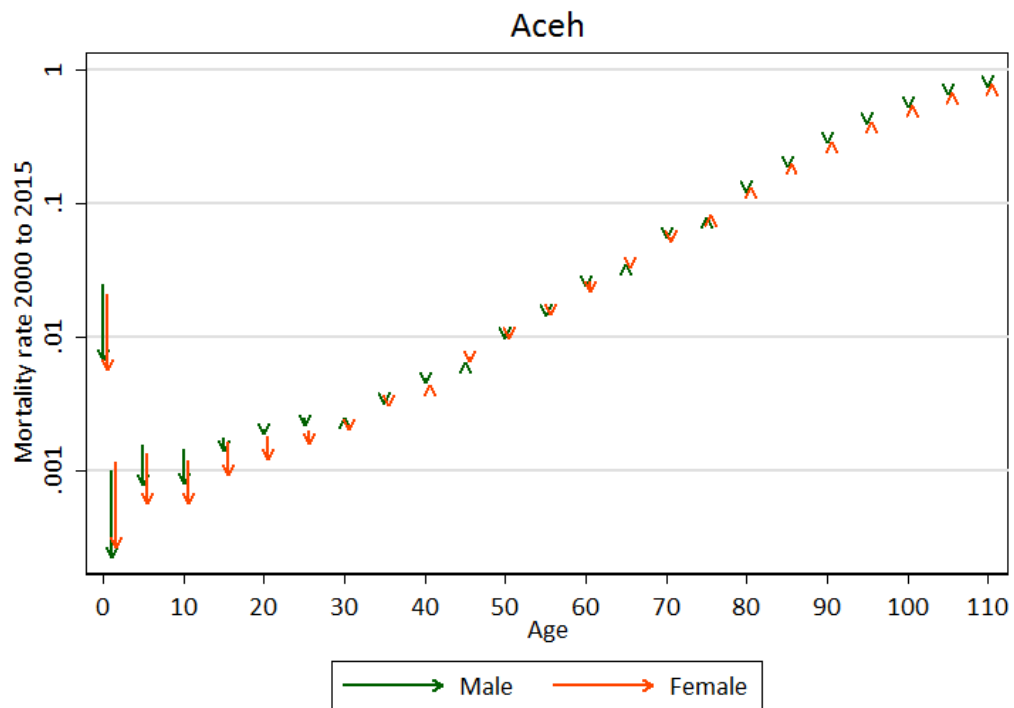
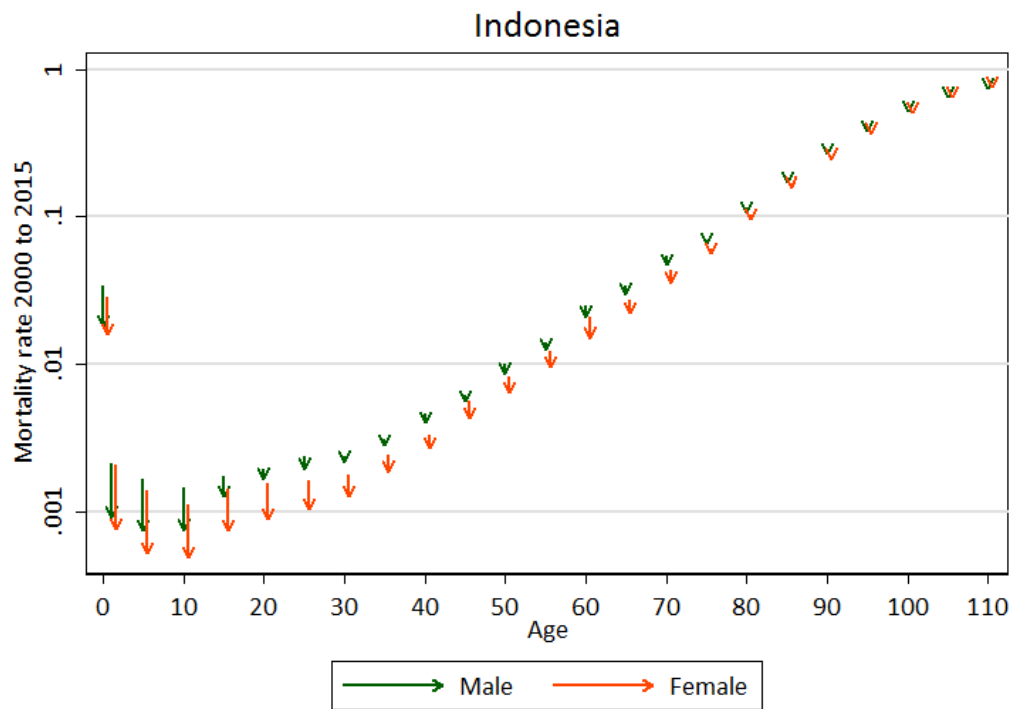


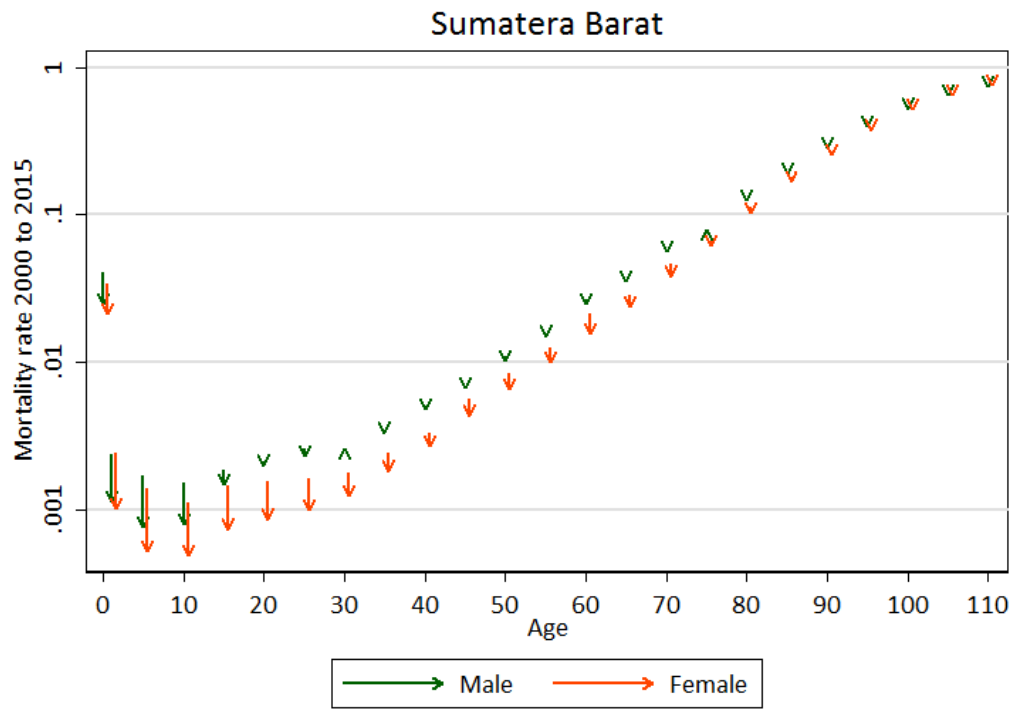
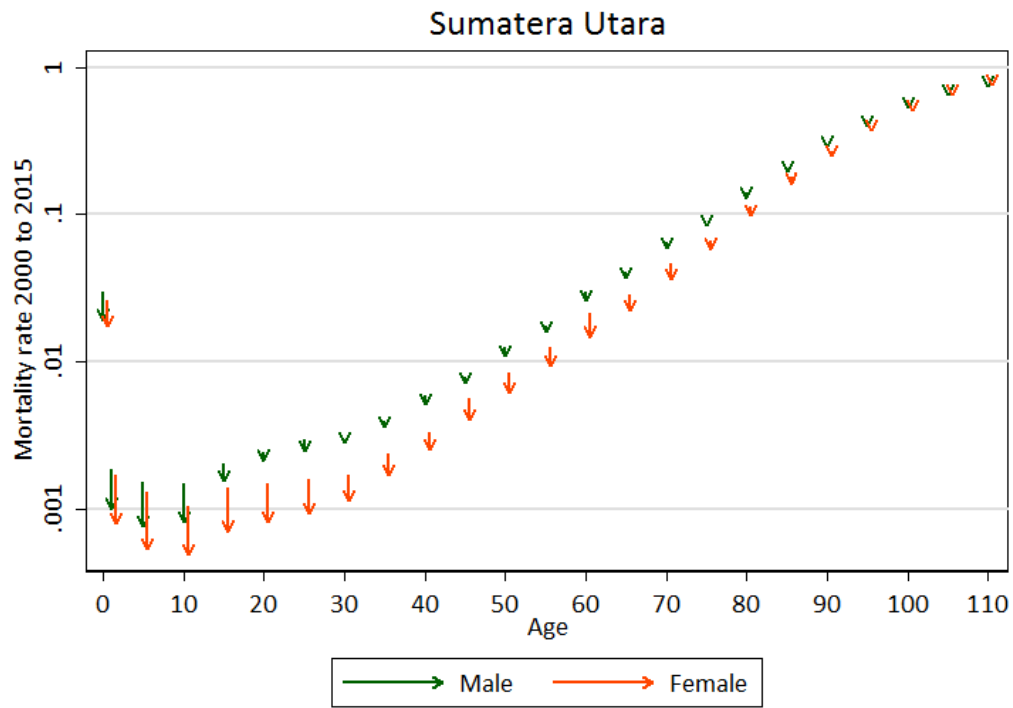


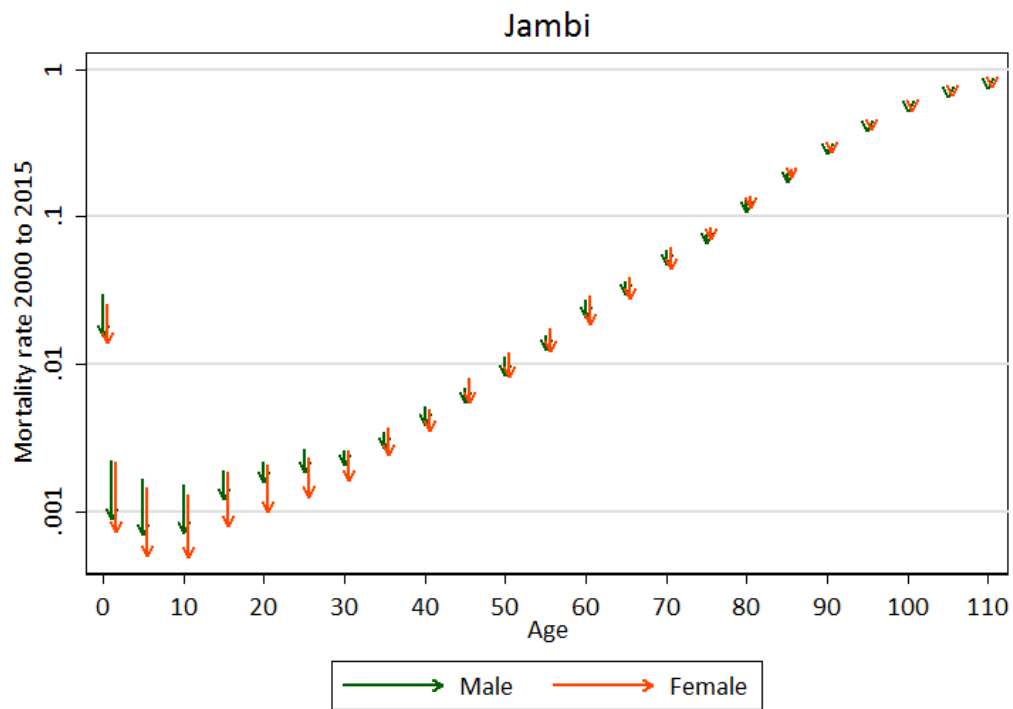
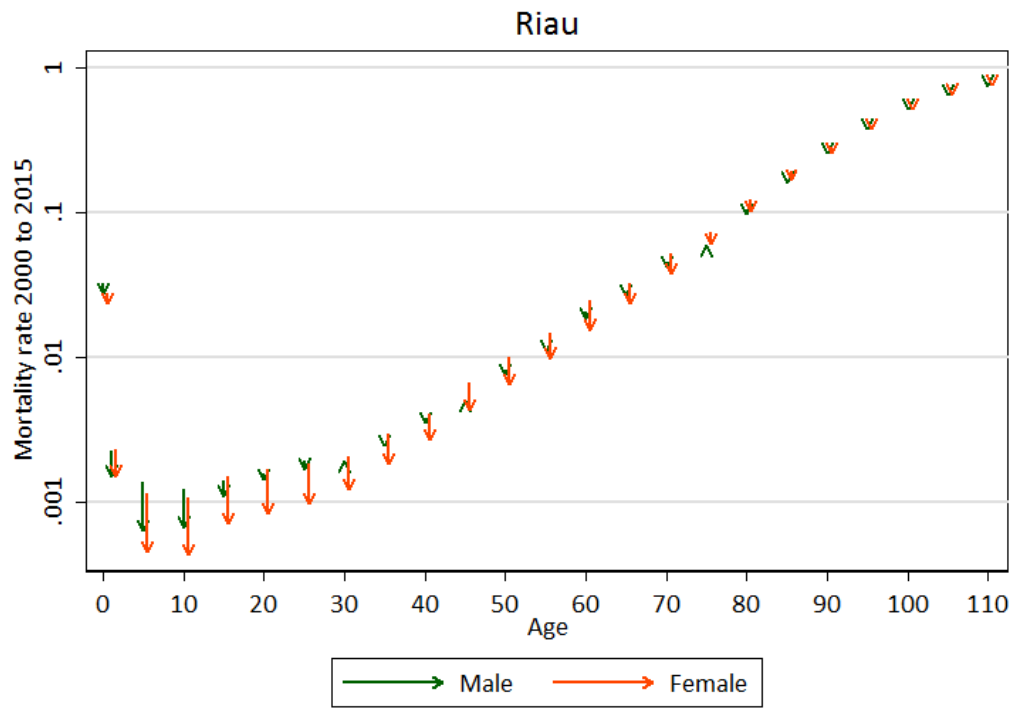
Supplementary Figure 4. Percent change in age-specific mortality rates in Indonesia from 2000 to 2015.



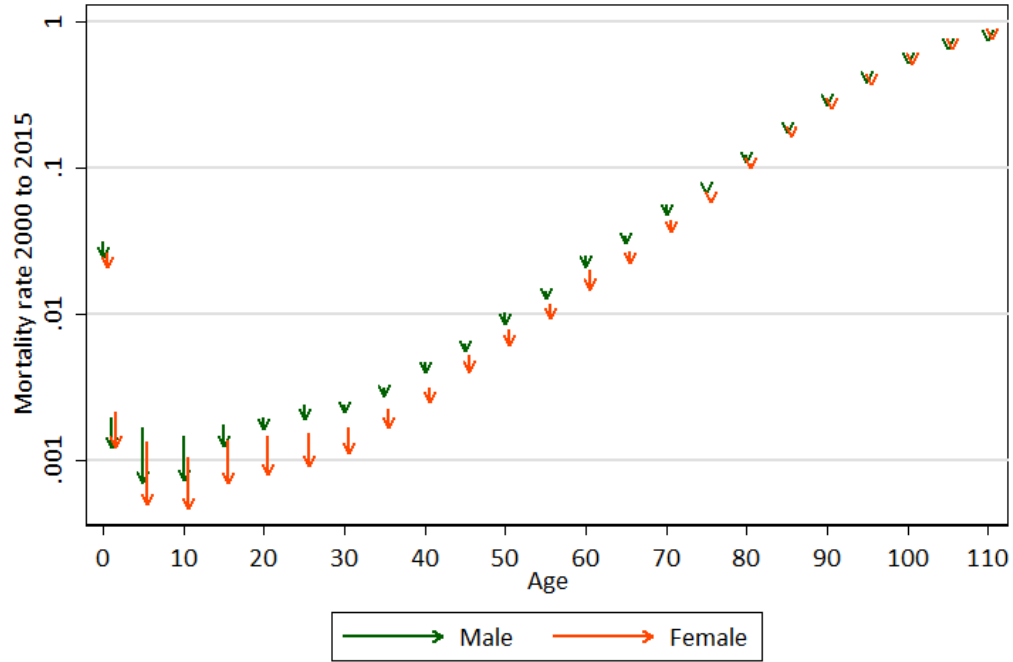
Supplementary Figure 5. Change in age-specific mortality rate from 2000 to 2015 by sex for each province. Note: y-axis is in log scale.



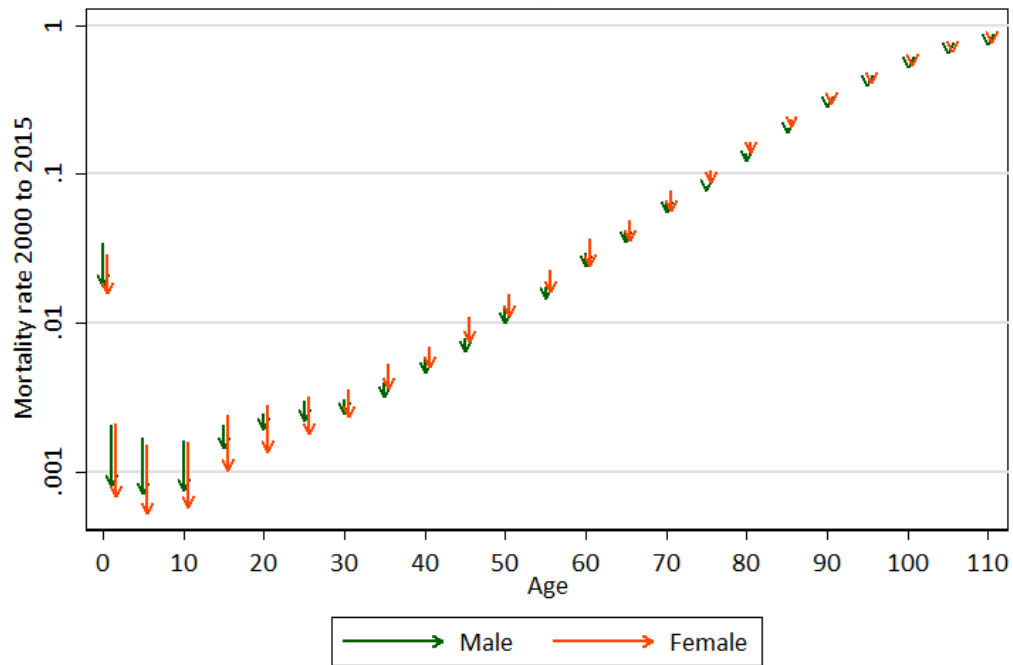


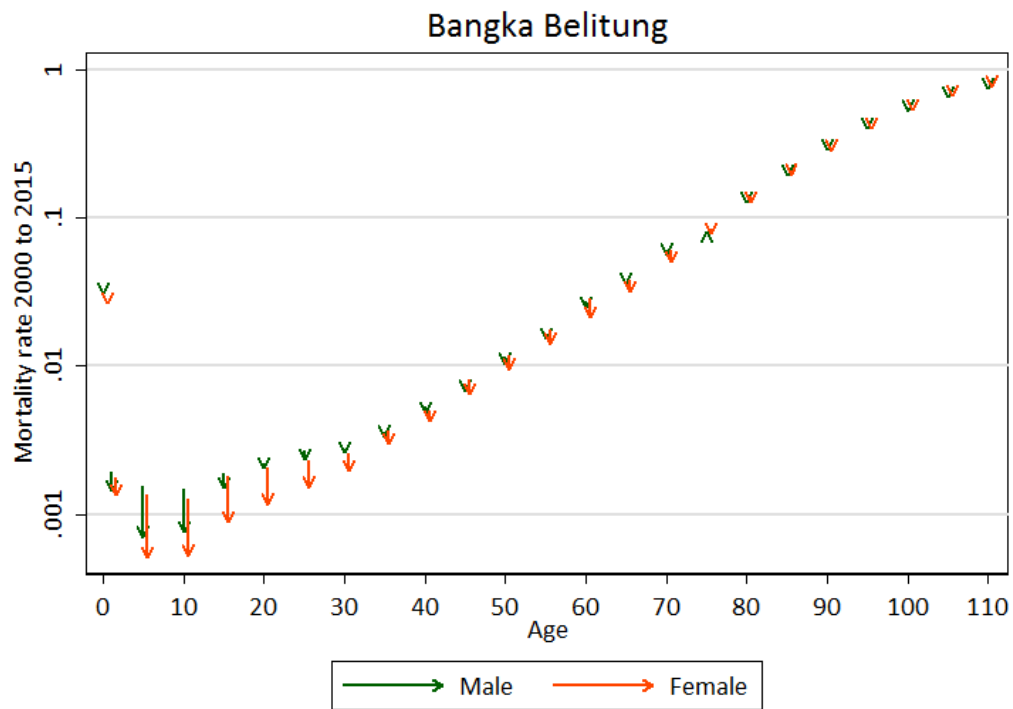
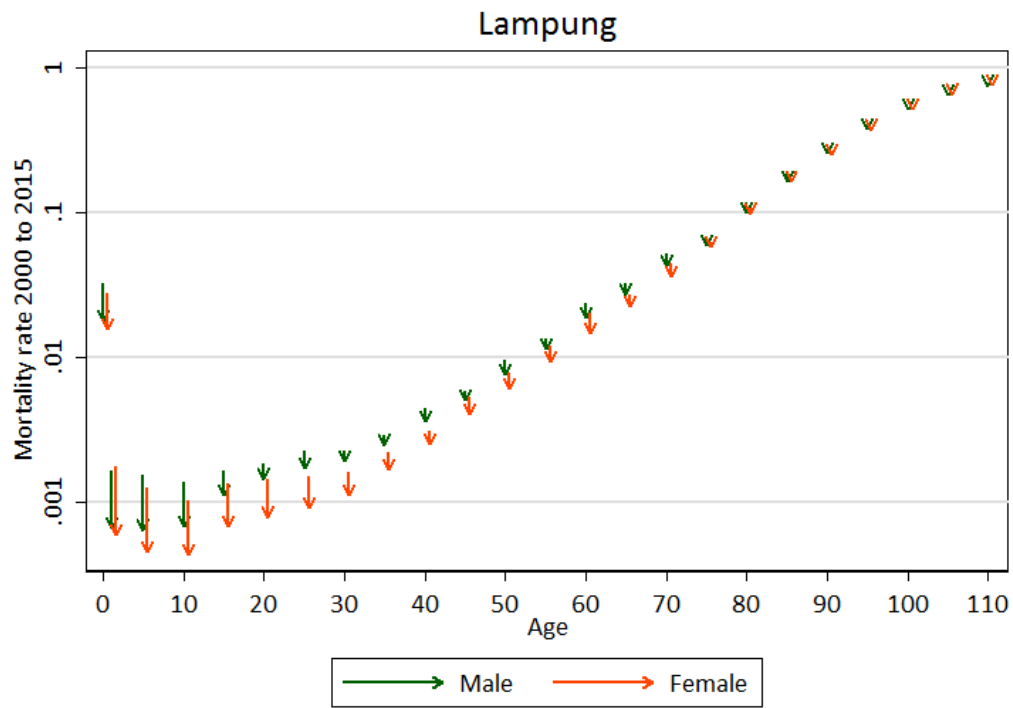


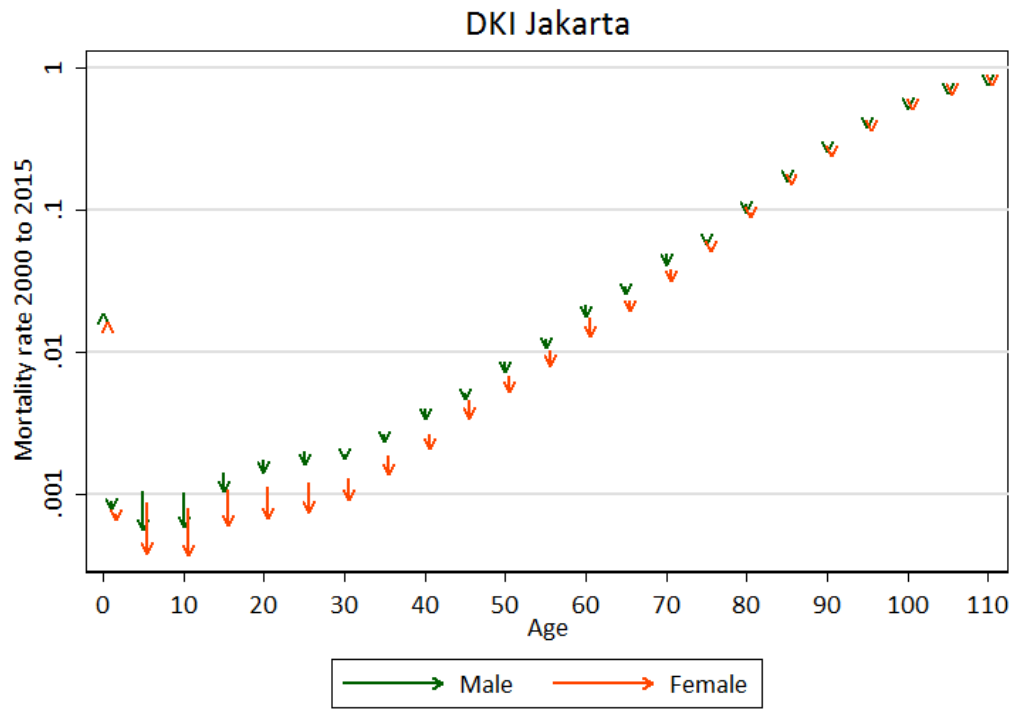
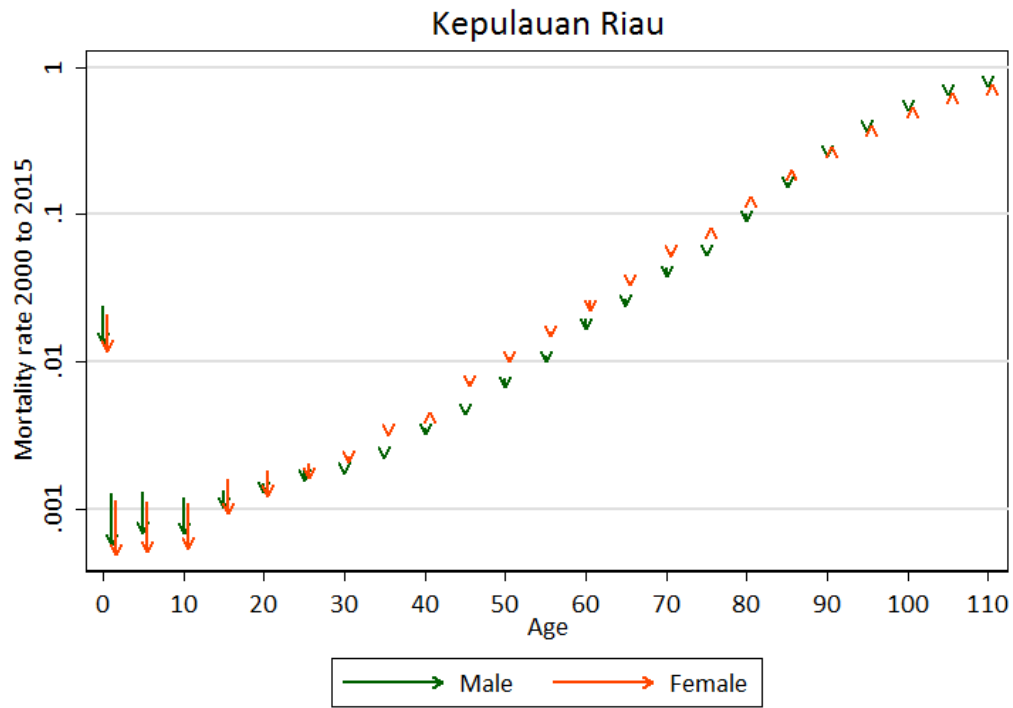
Sumatera Selatan

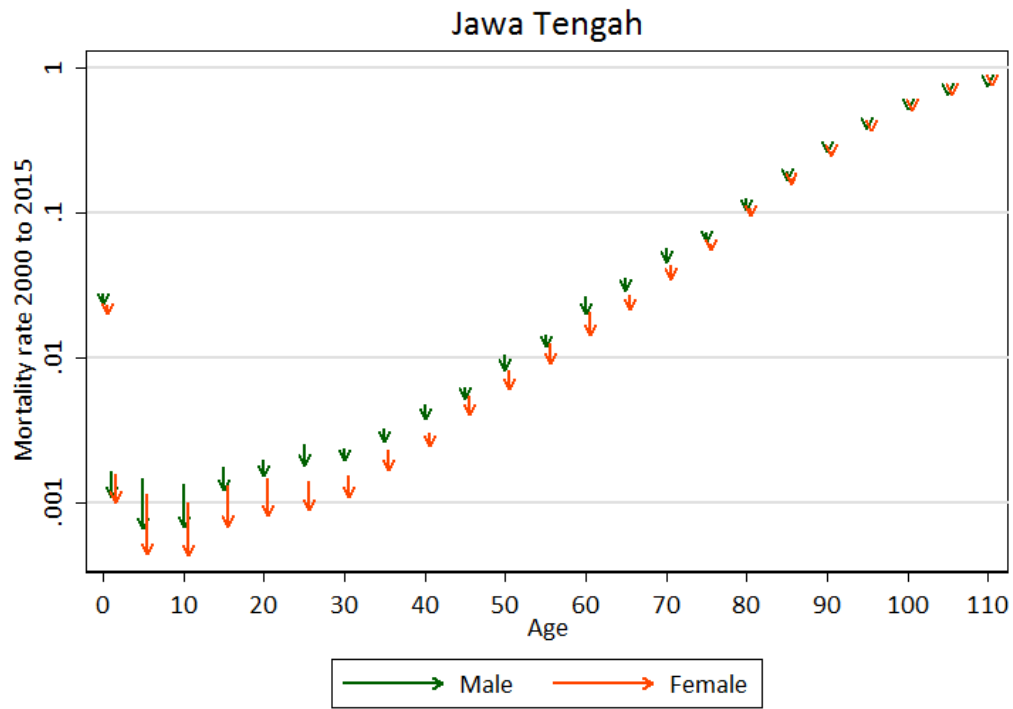
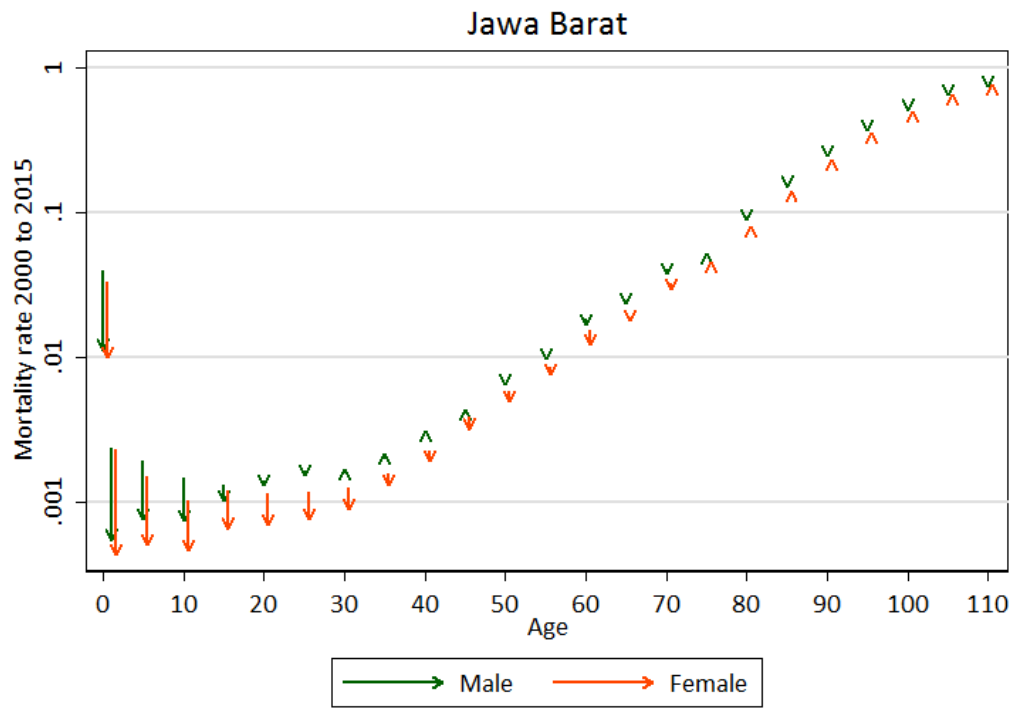


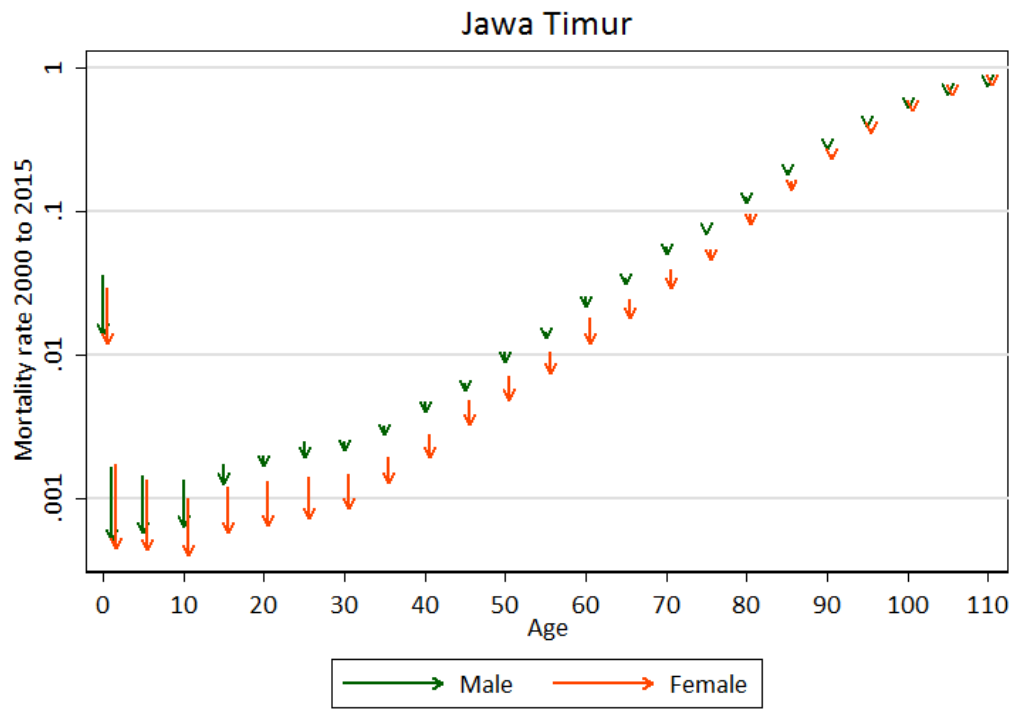
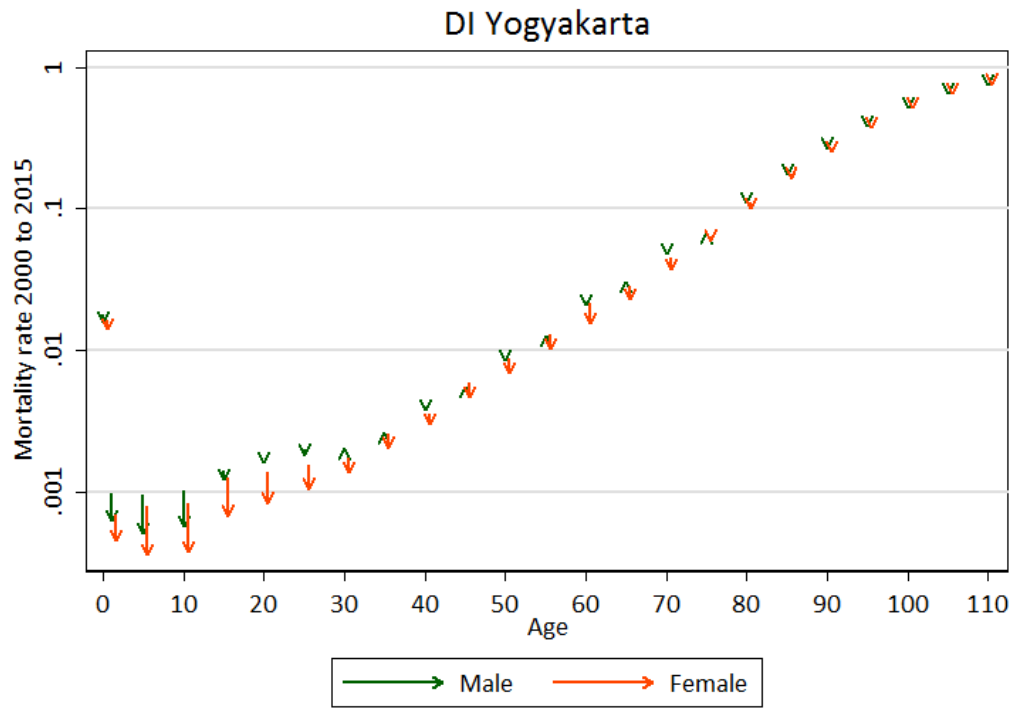
Bengkulu

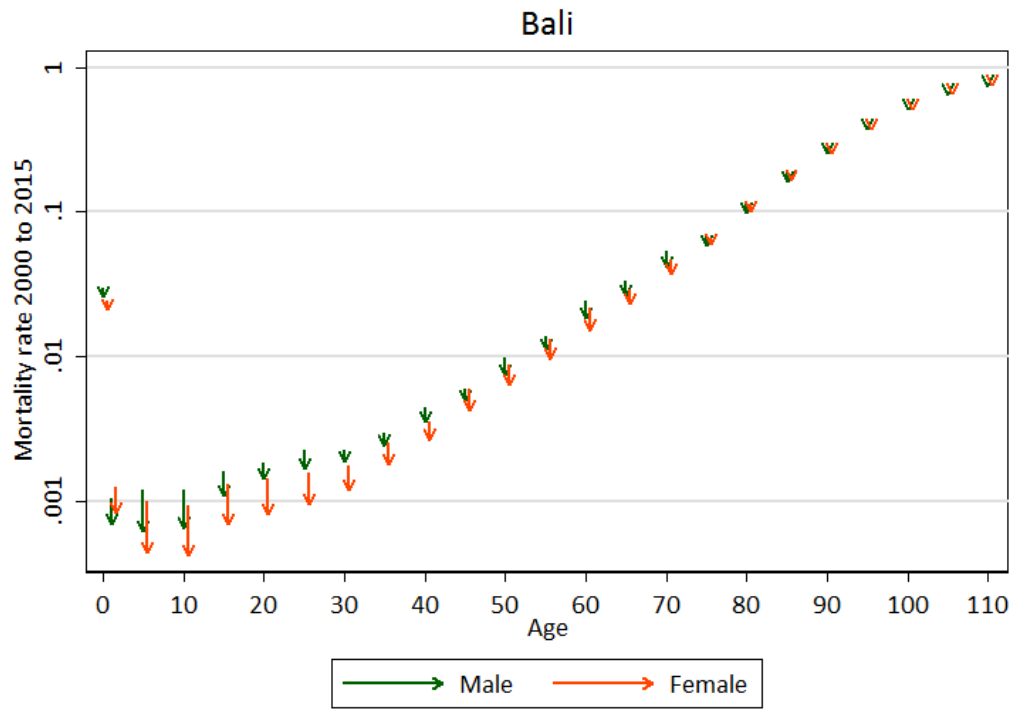
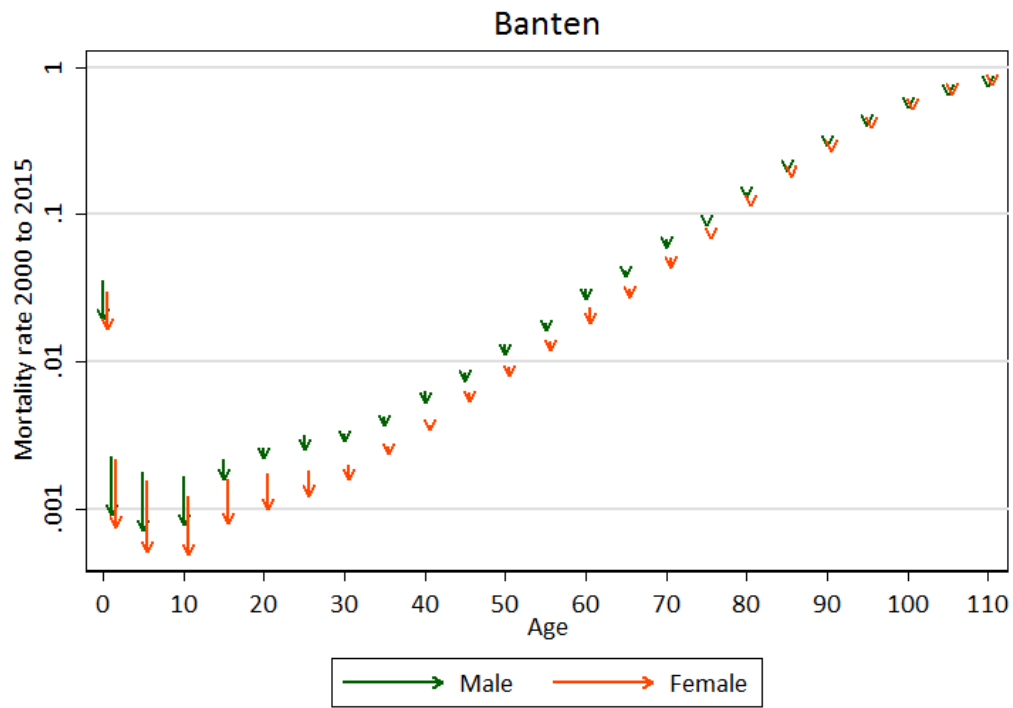


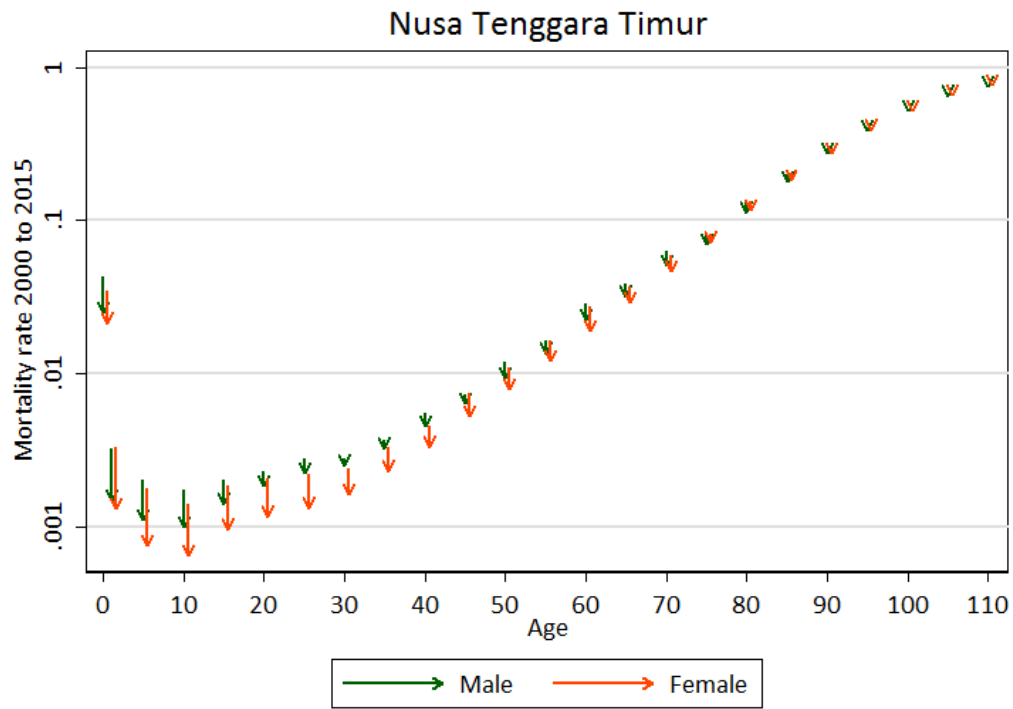
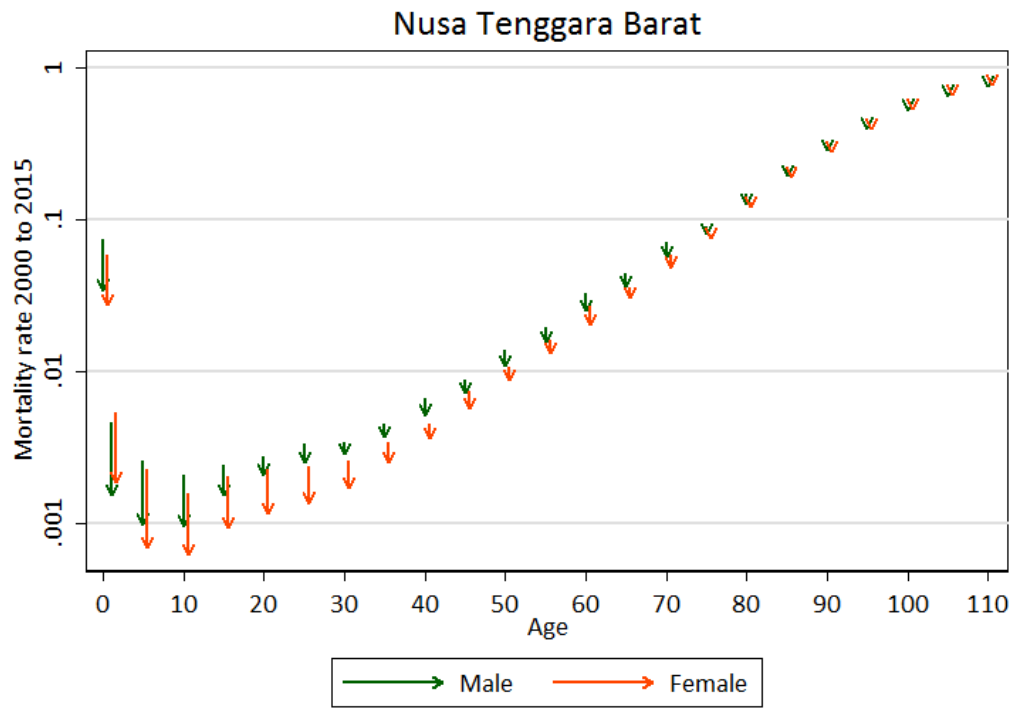


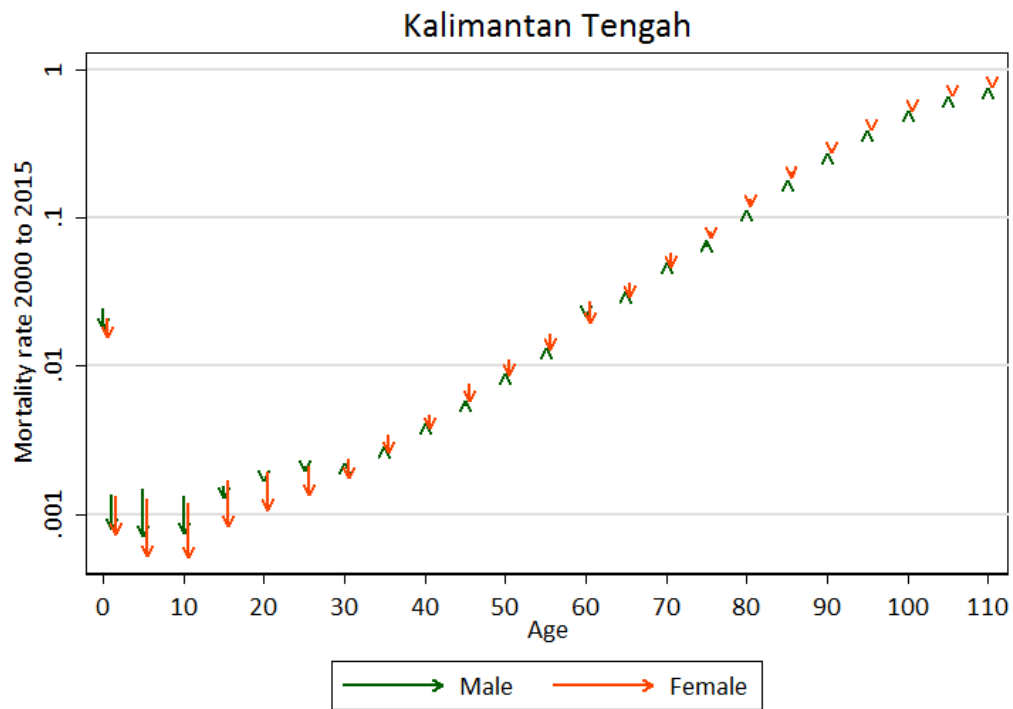
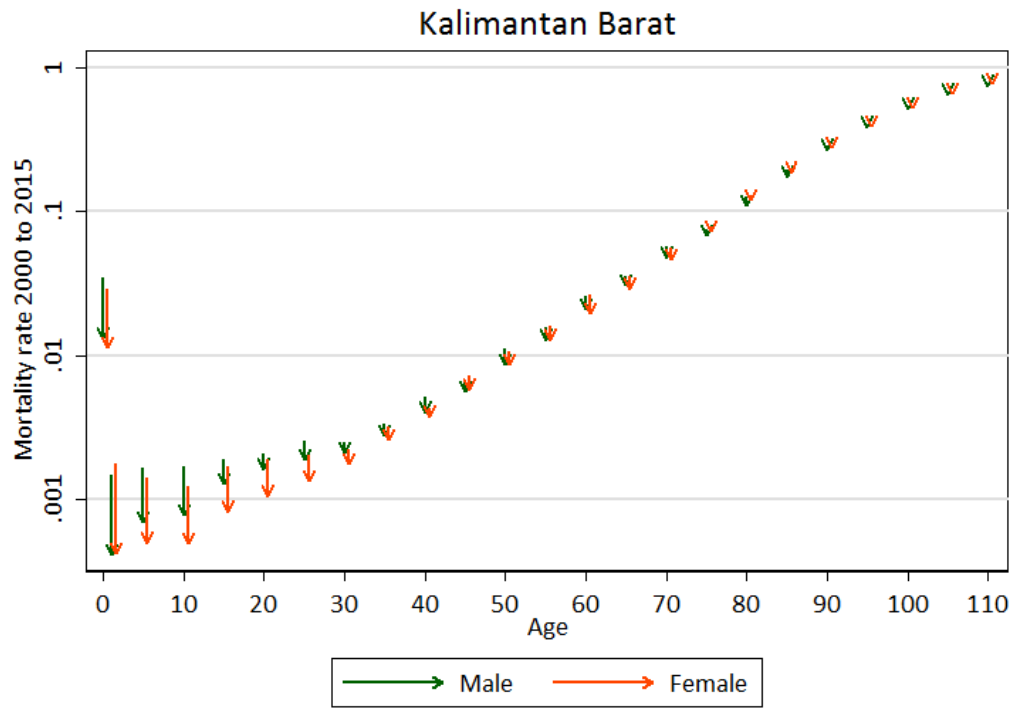


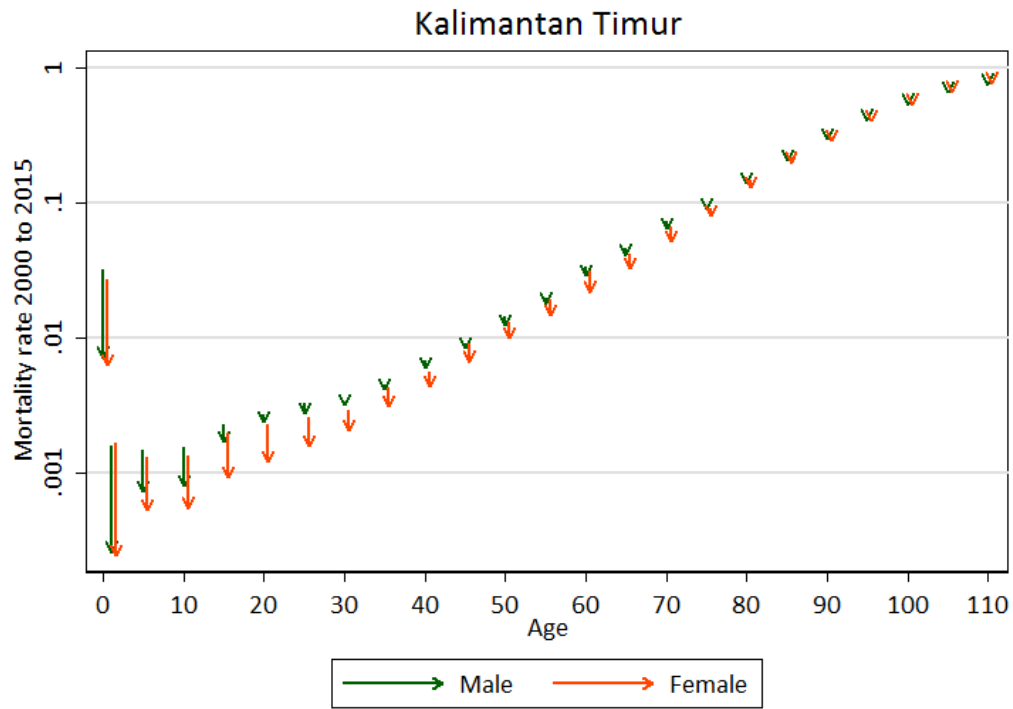
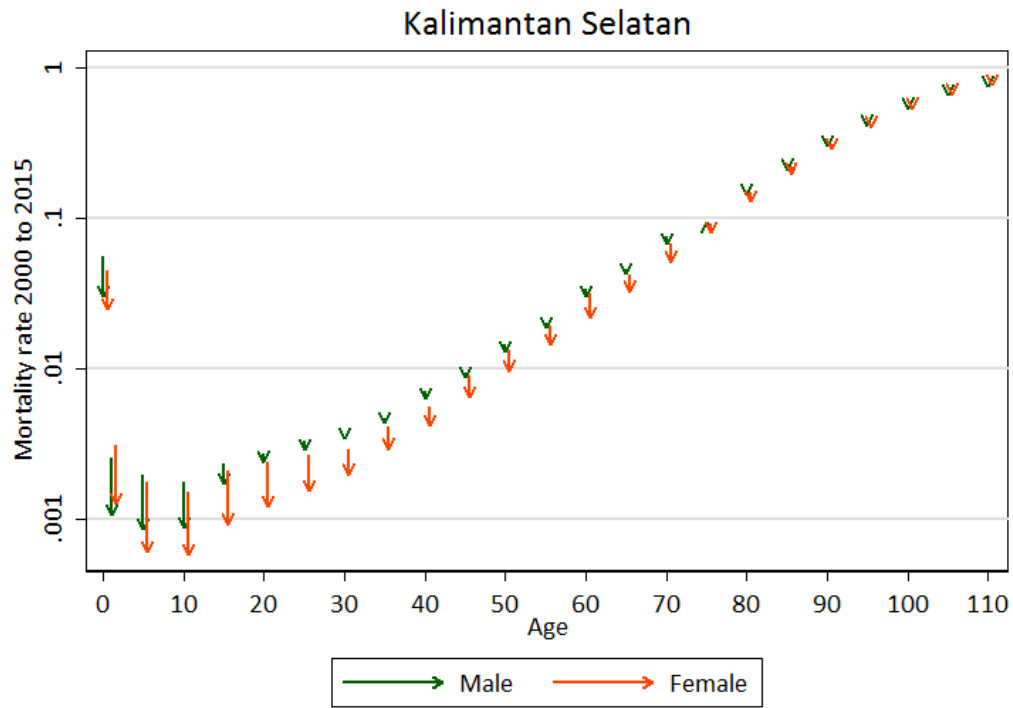


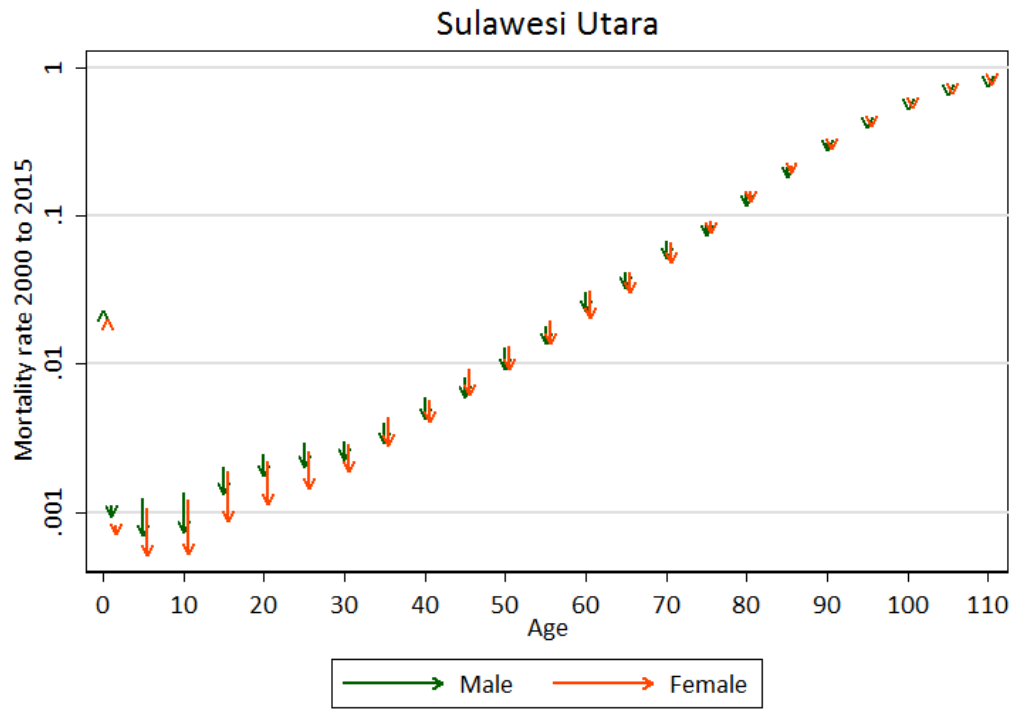
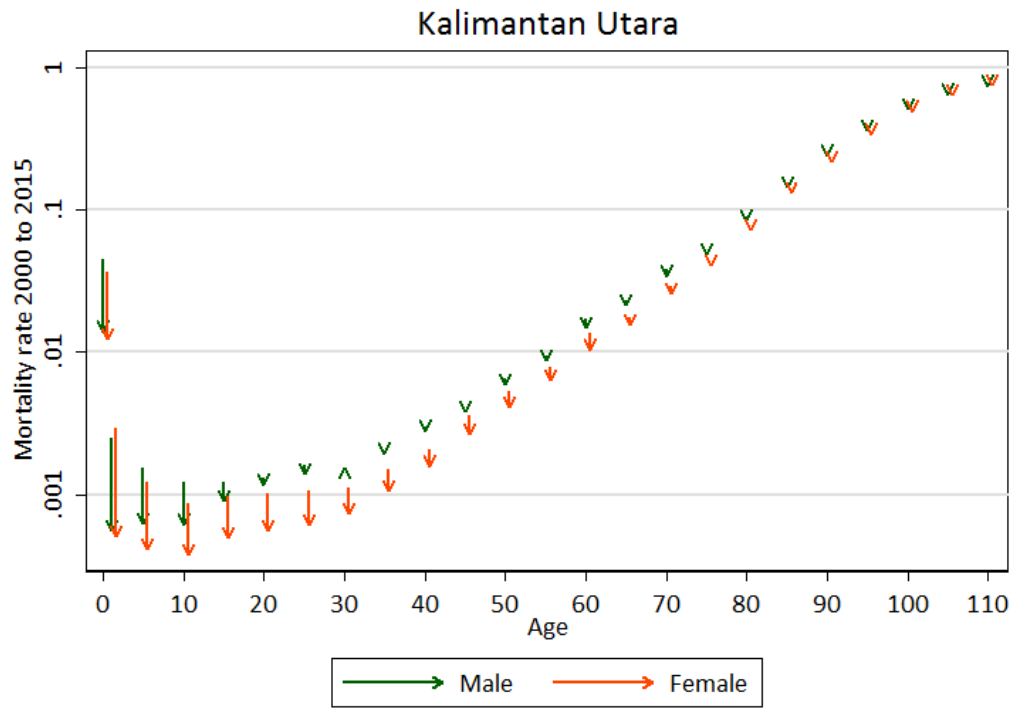


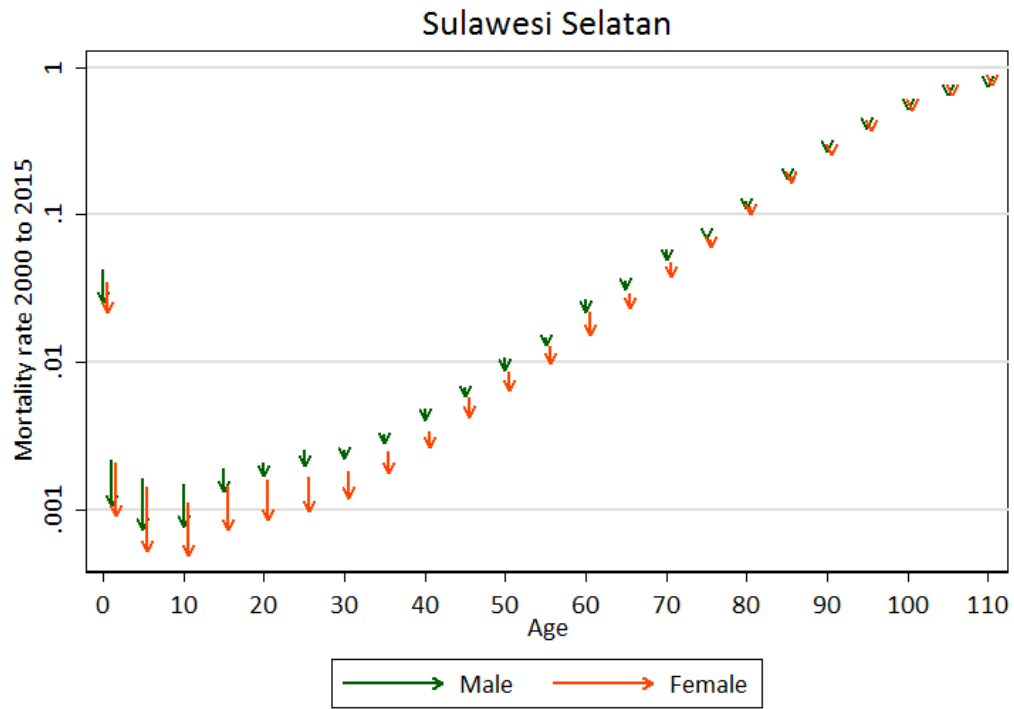
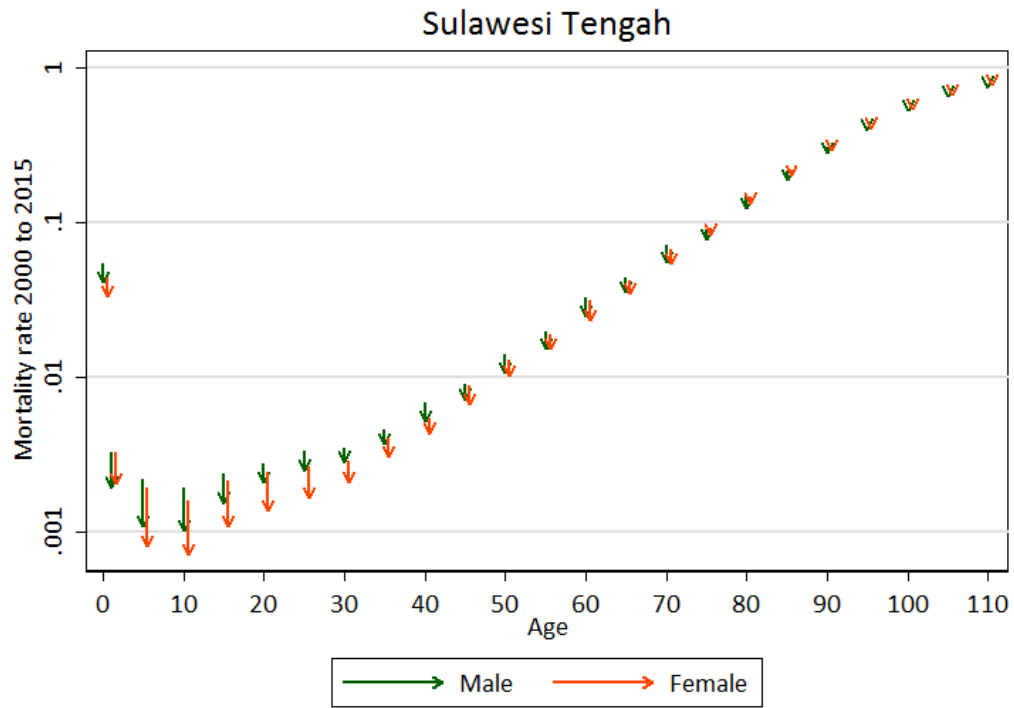


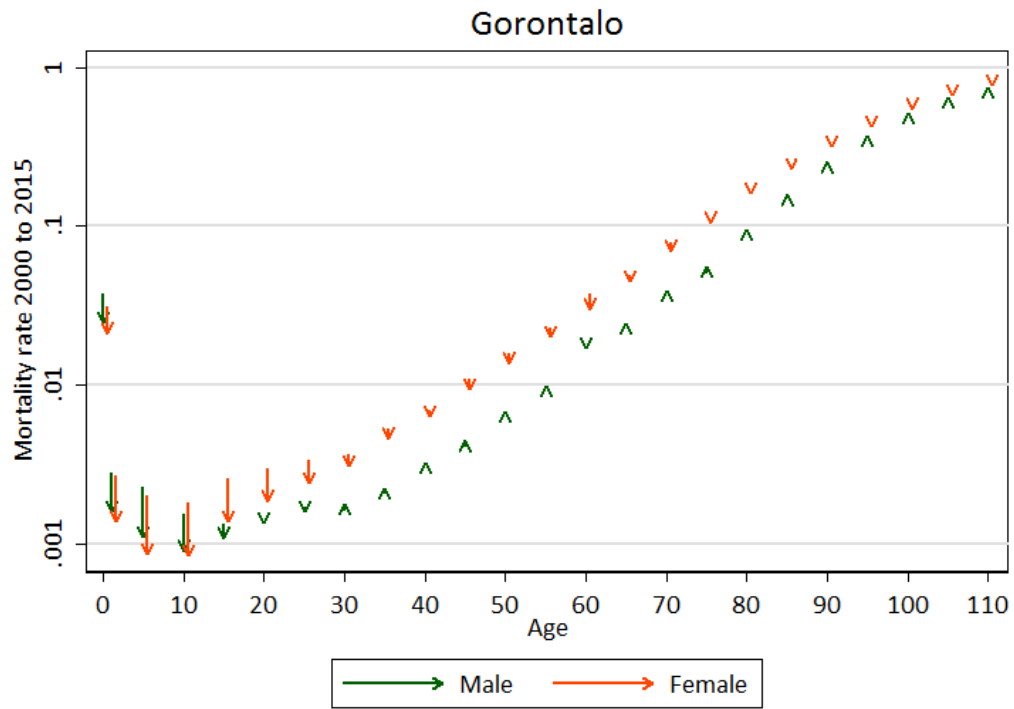
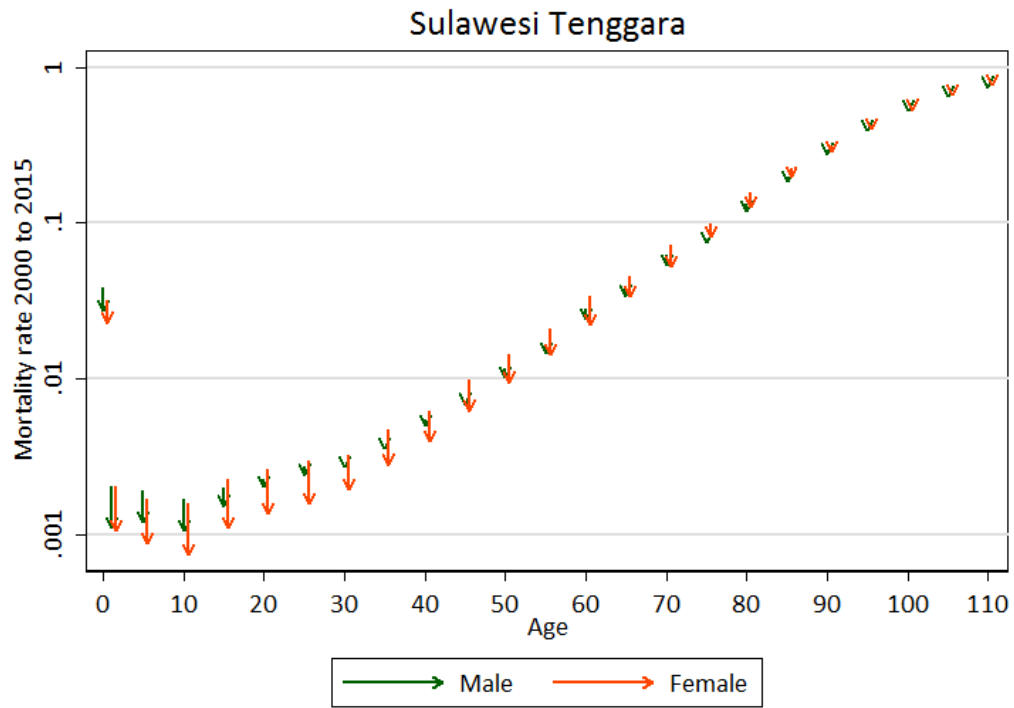


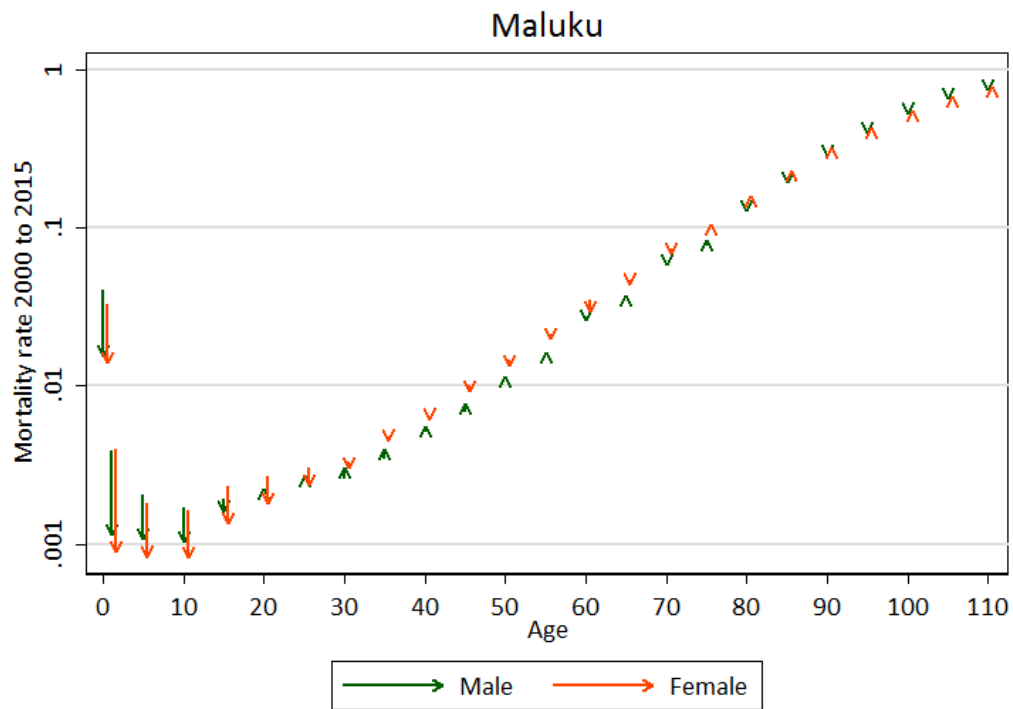
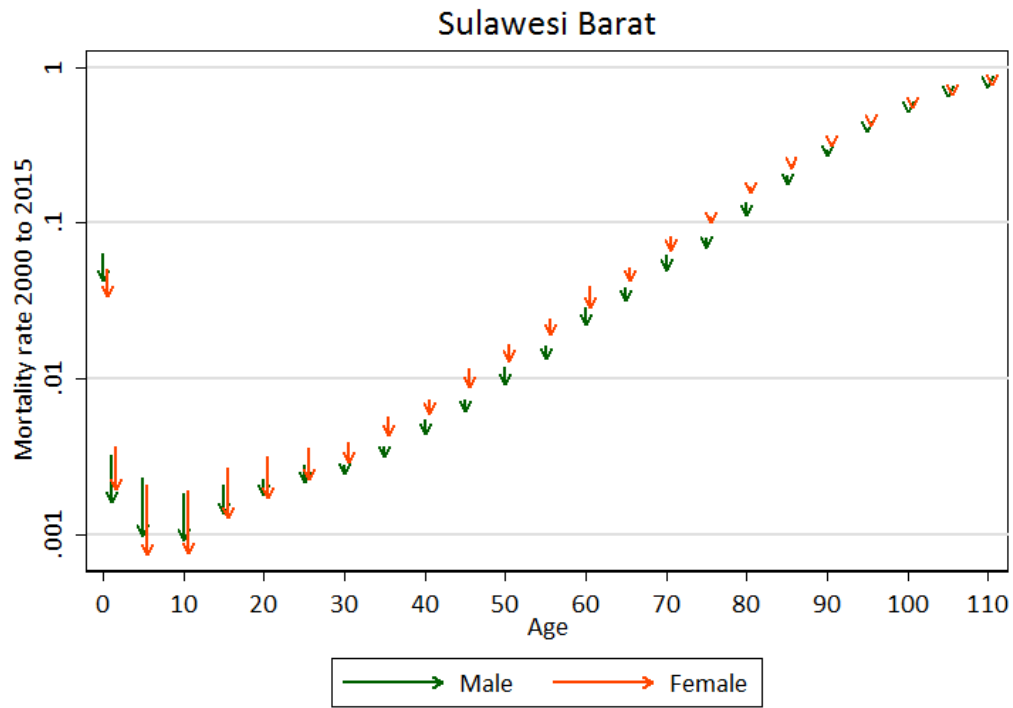


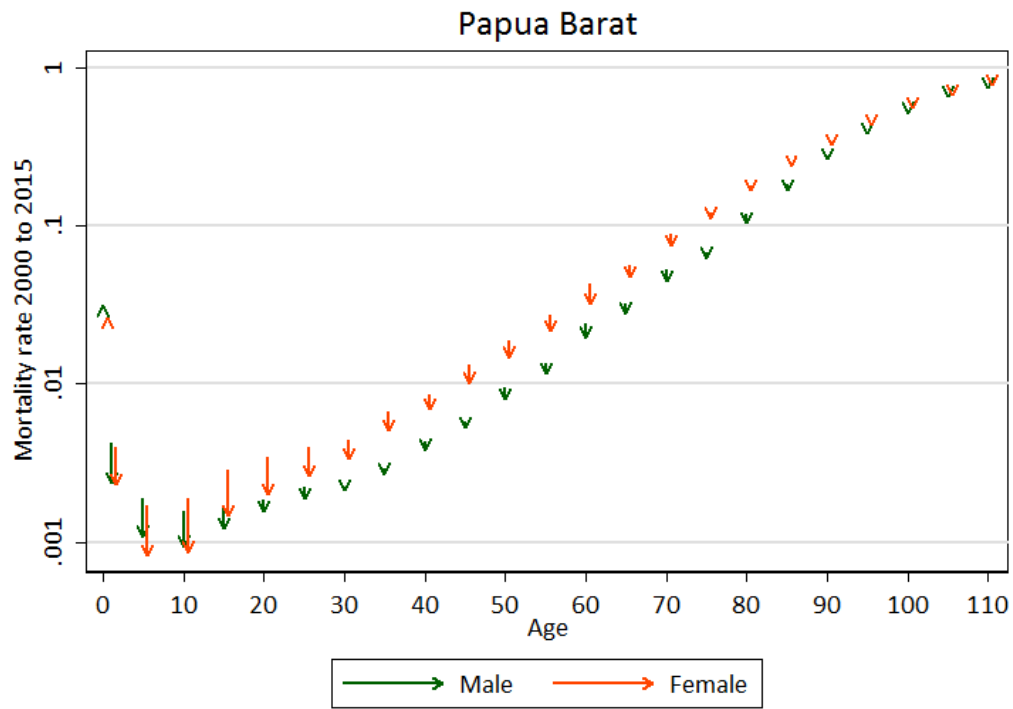
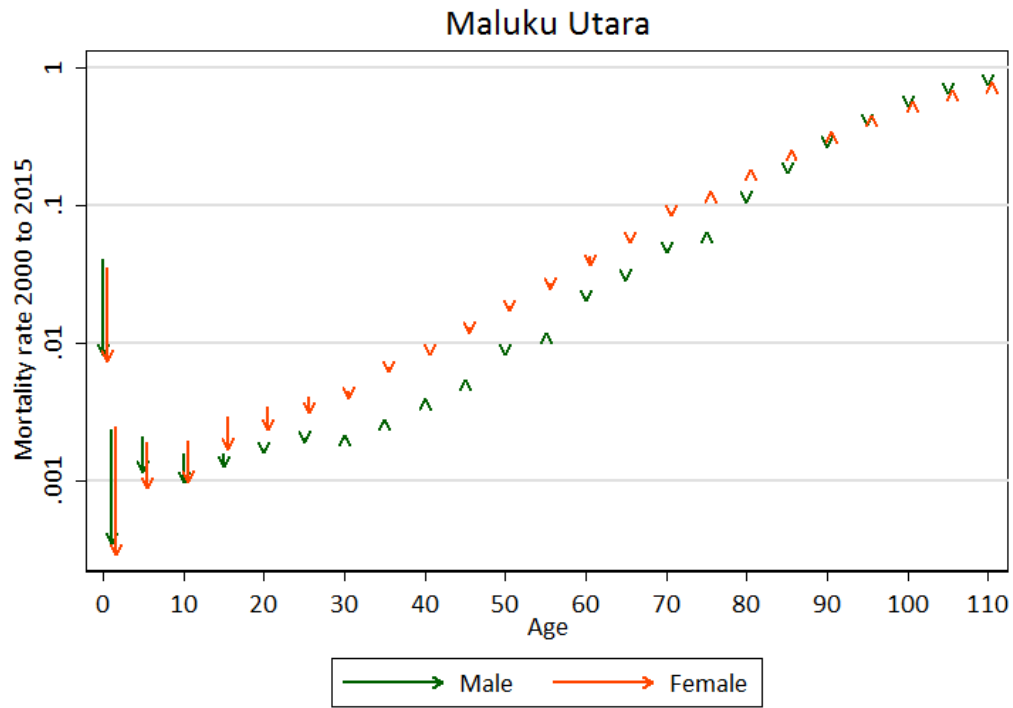


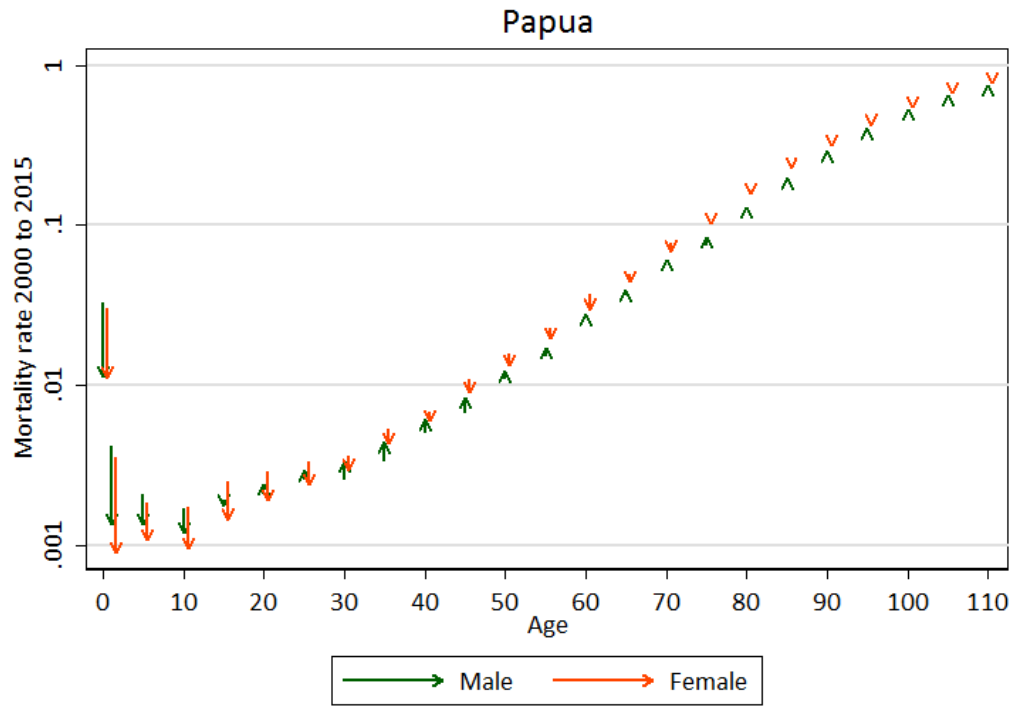




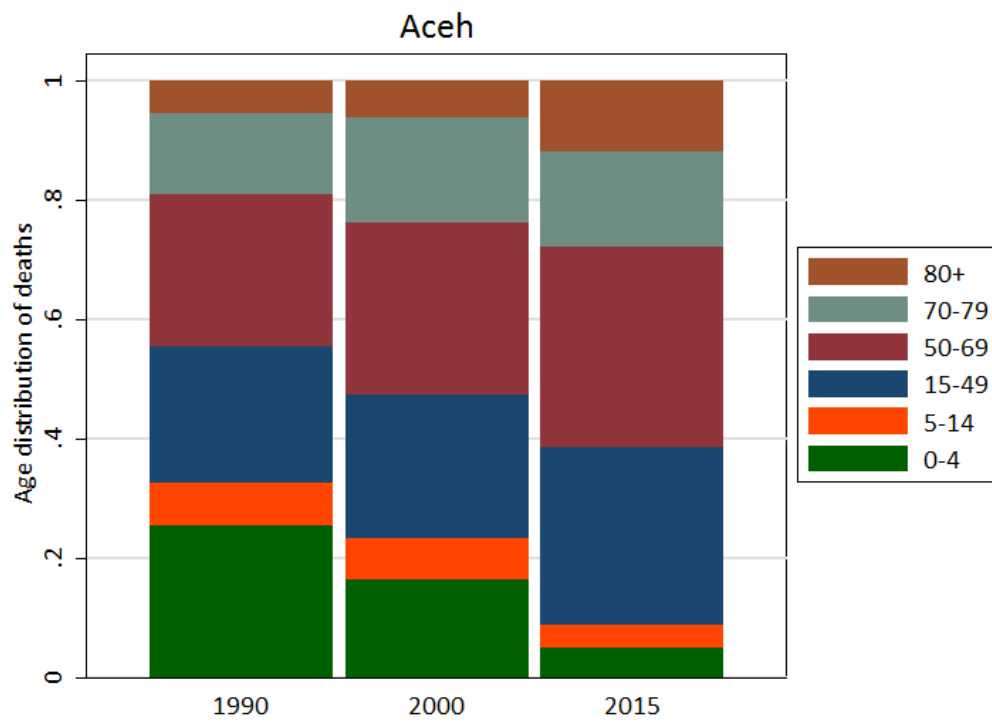
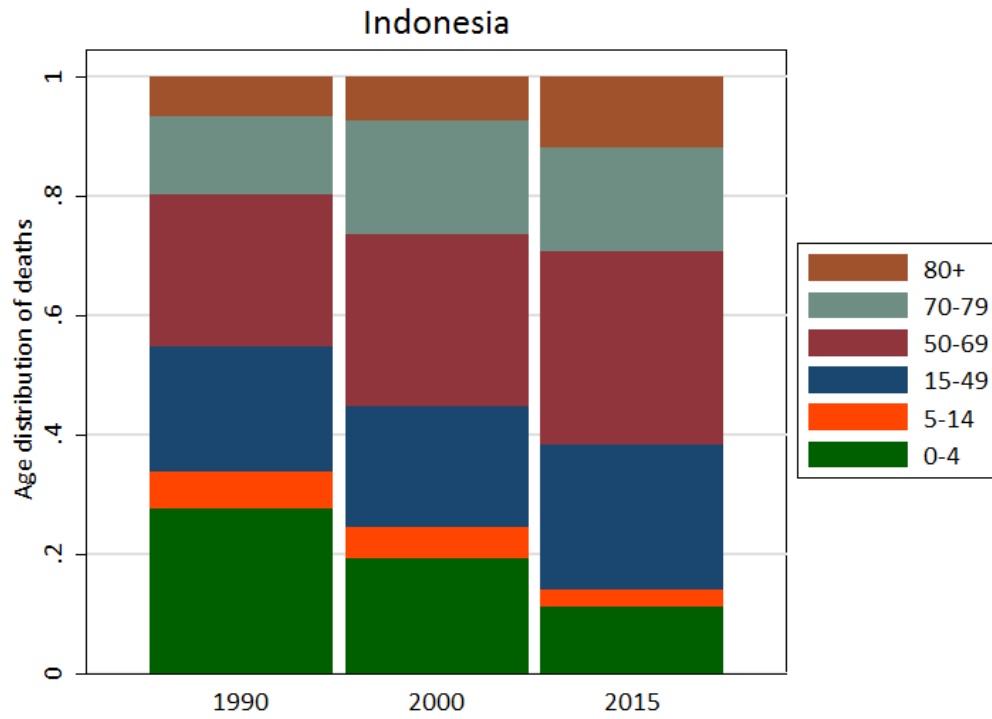


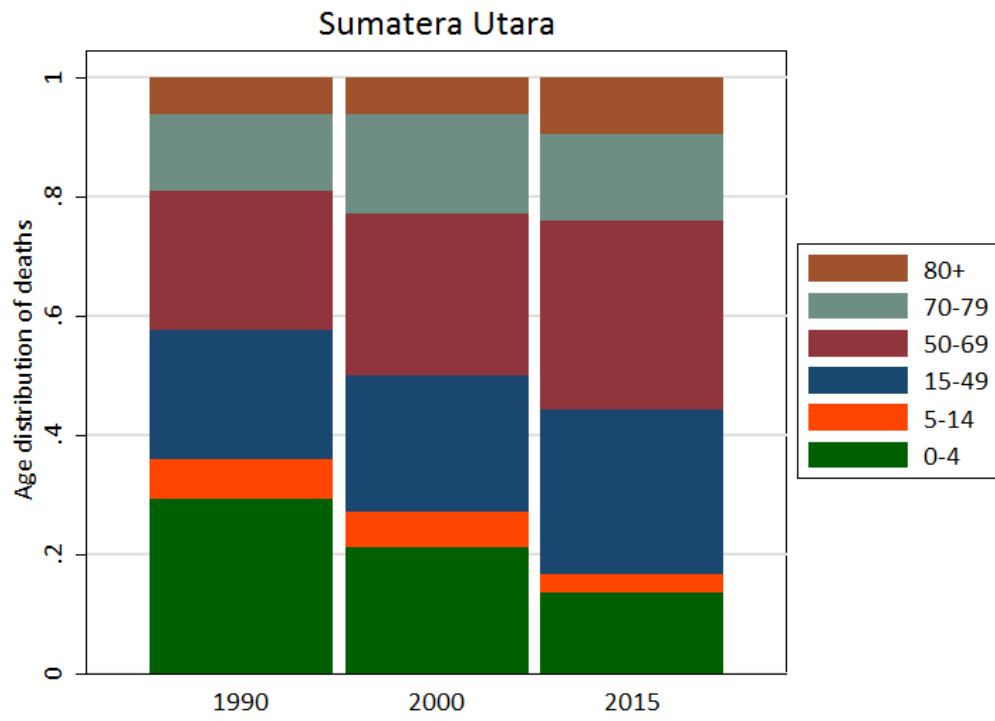




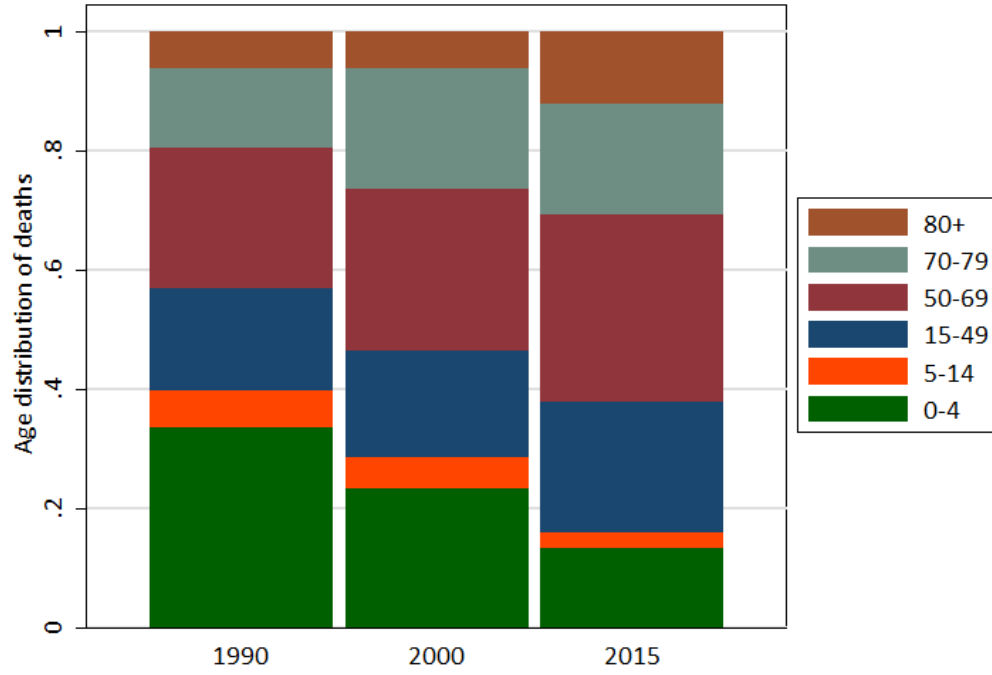


Supplementary Figure 6. Age distributions of deaths for each province in 1990, 2000, and 2015 for coarse age groups.

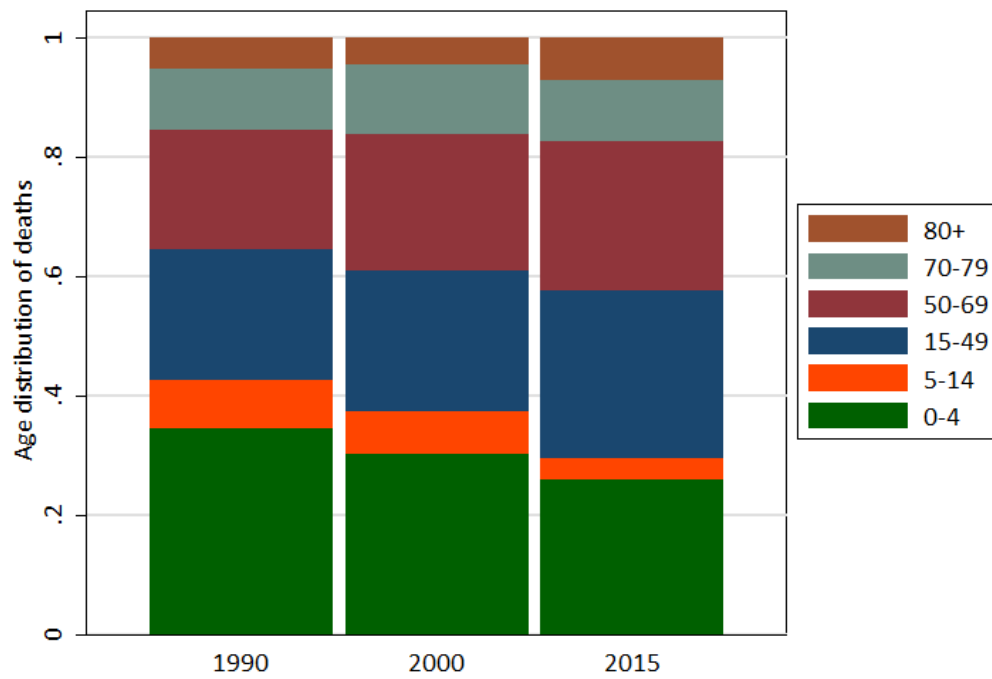


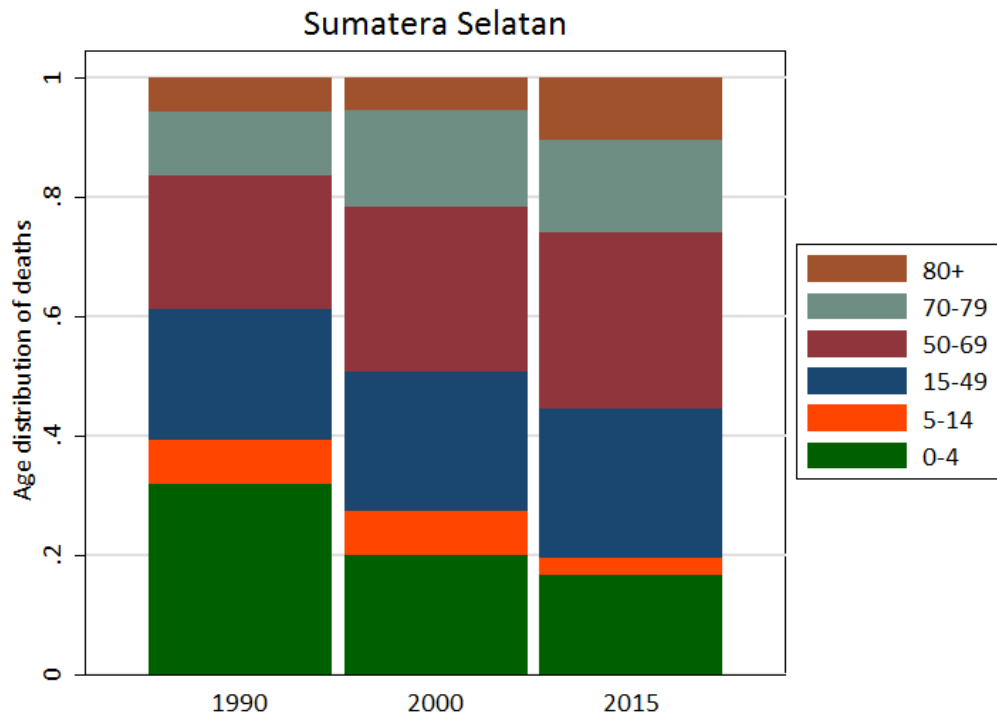
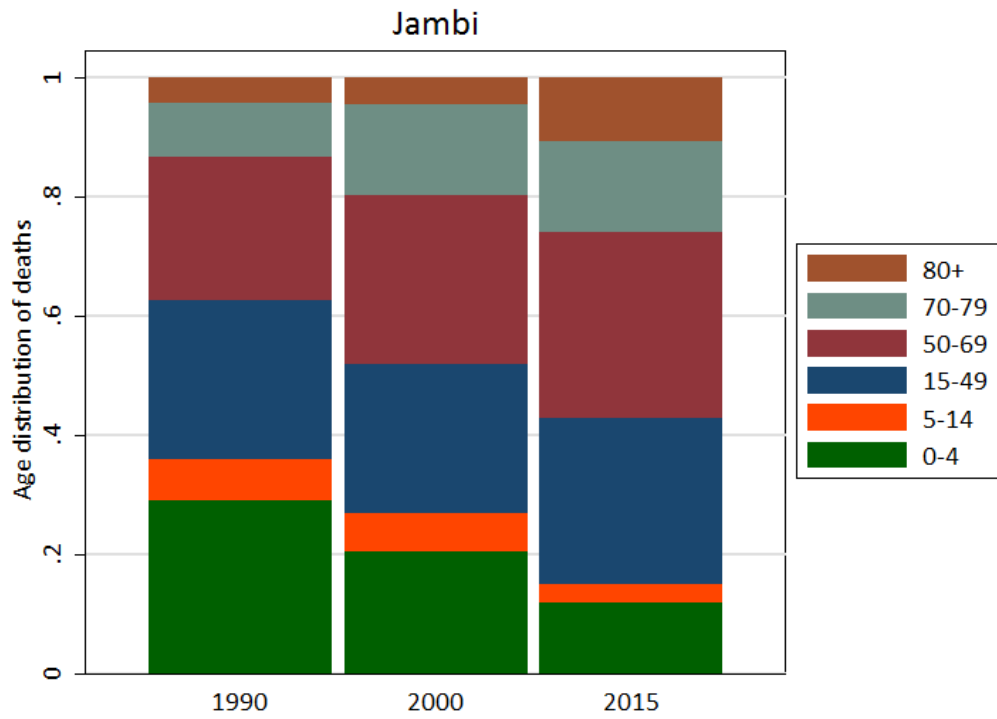


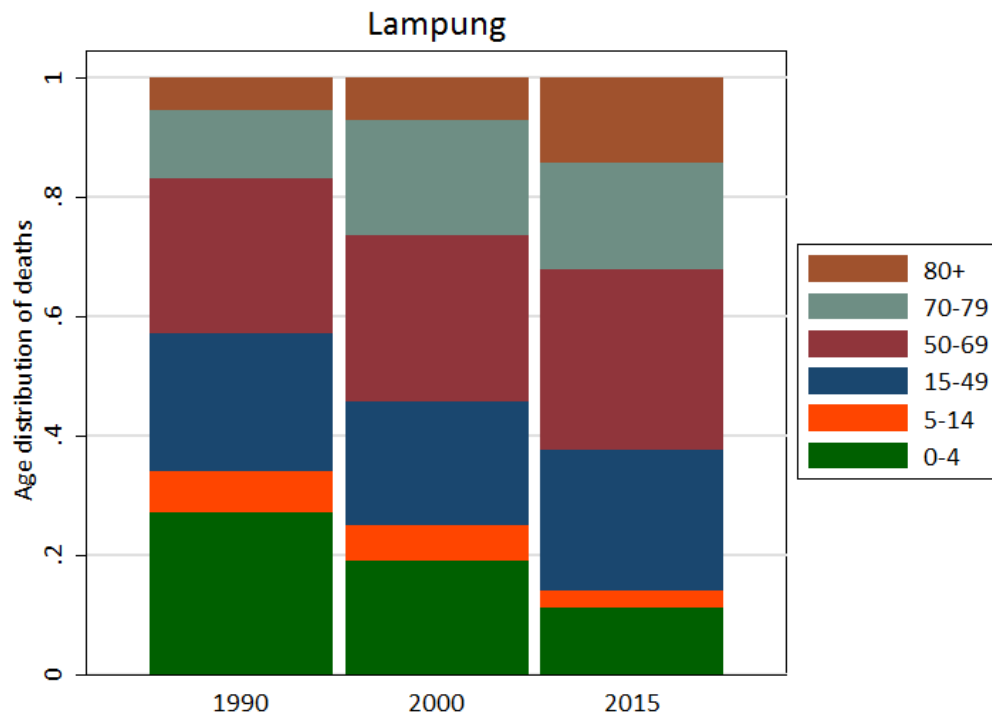
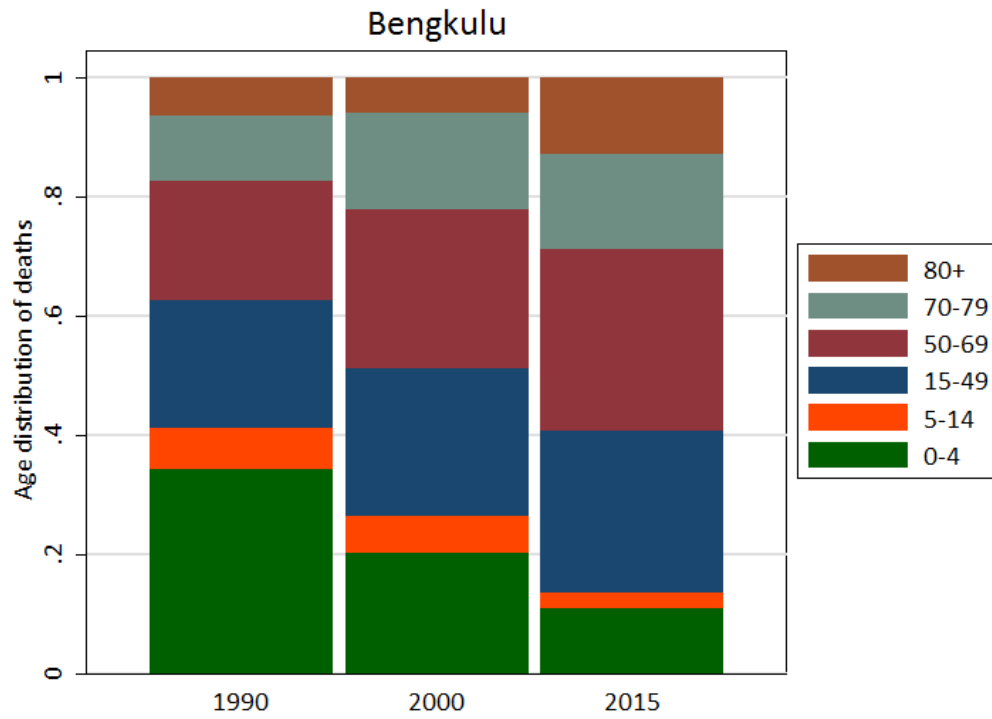
Sumatera Barat



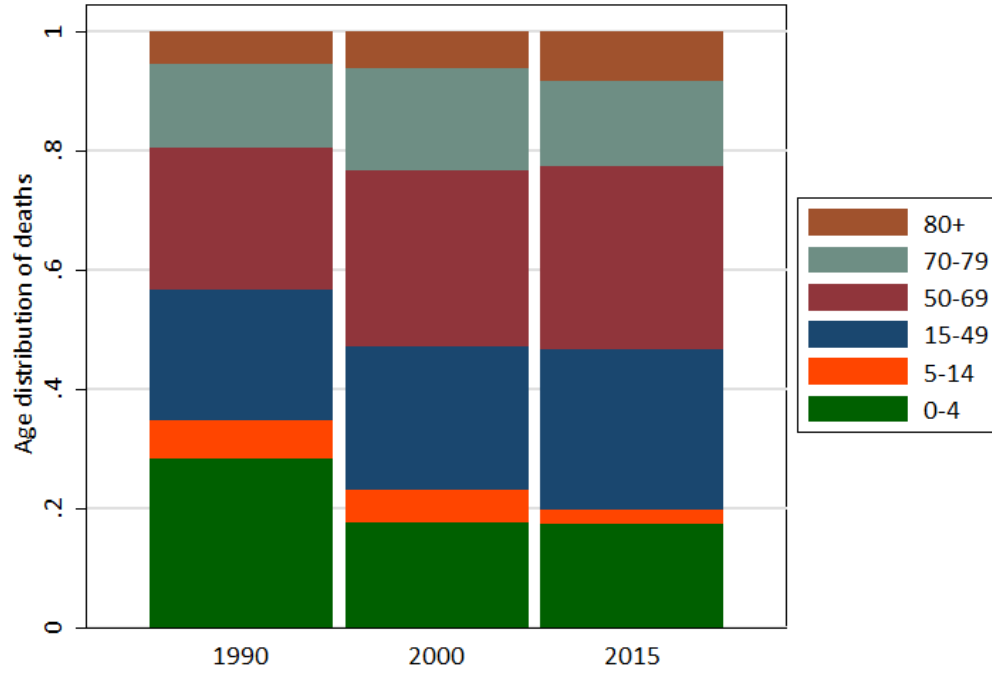
Riau



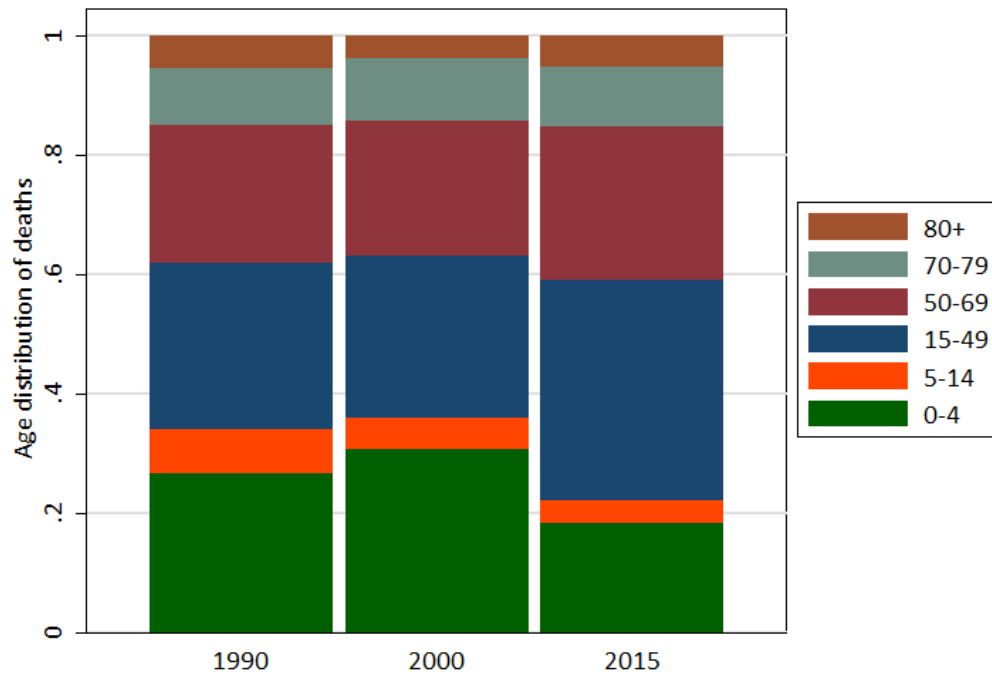




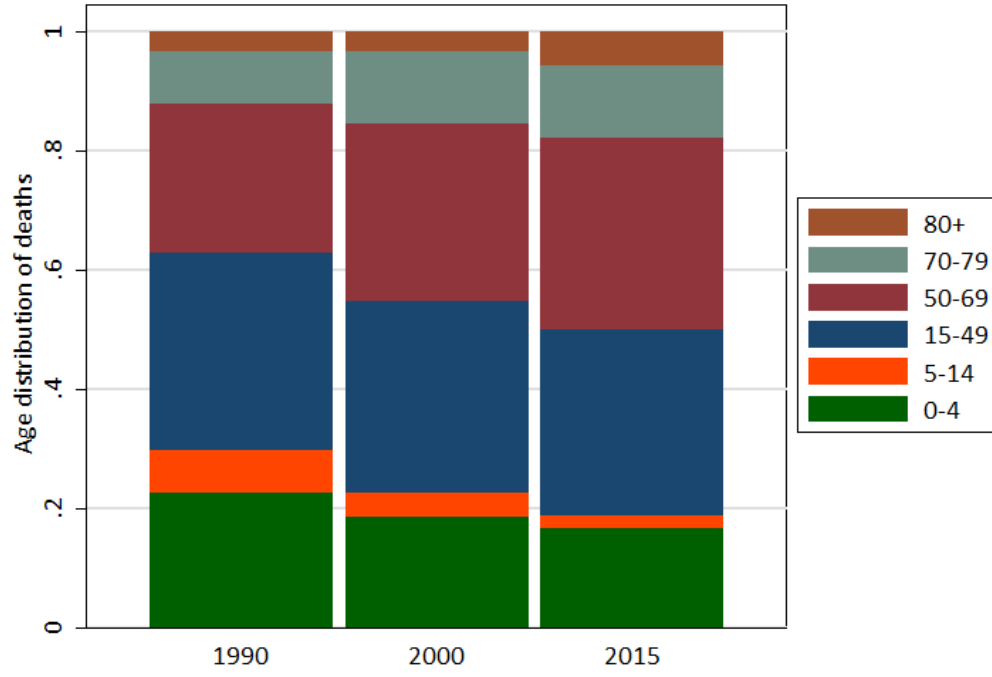
Bangka Belitung



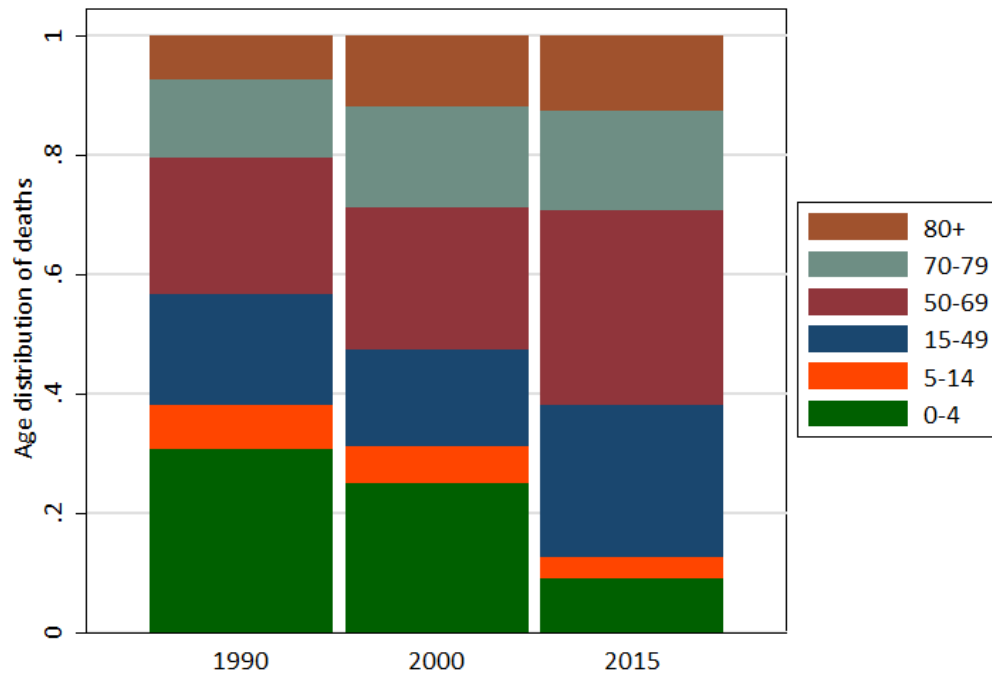
Kepulauan Riau



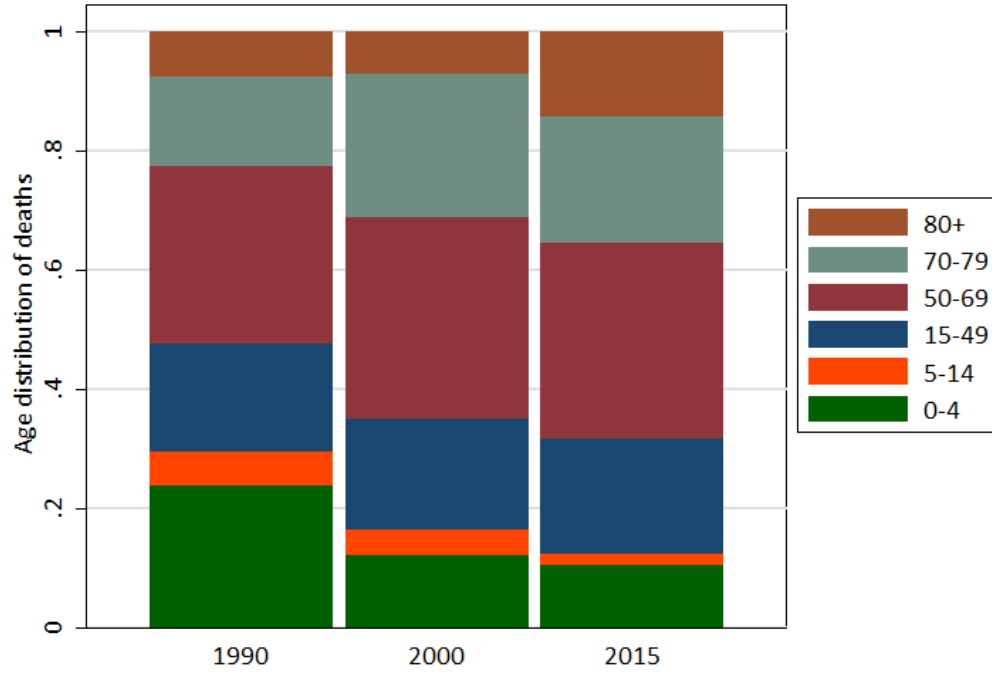
DKI Jakarta



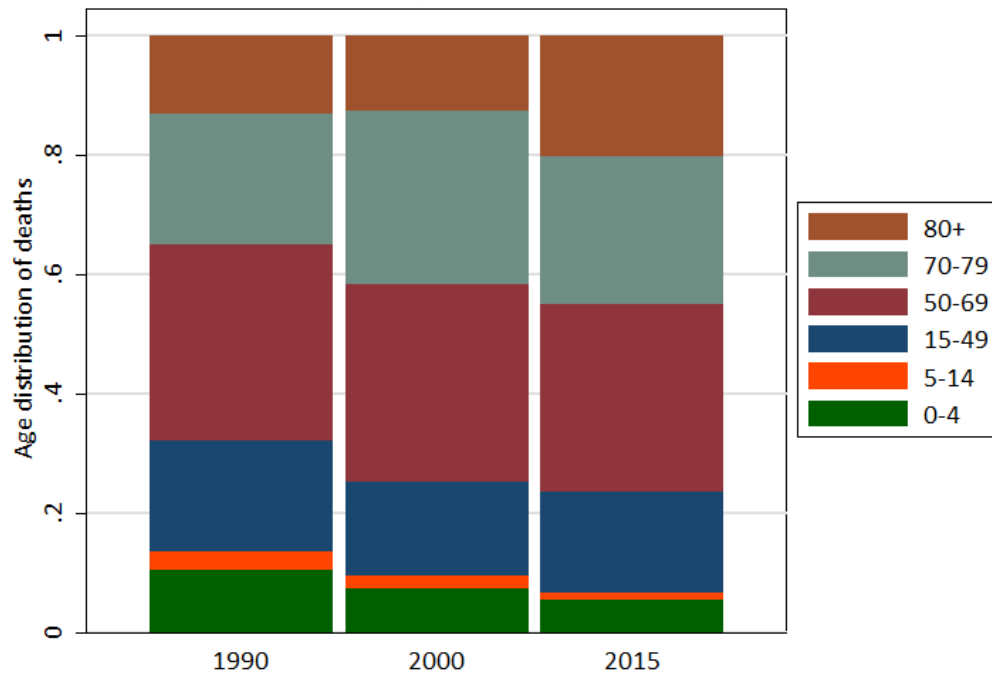
Jawa Barat



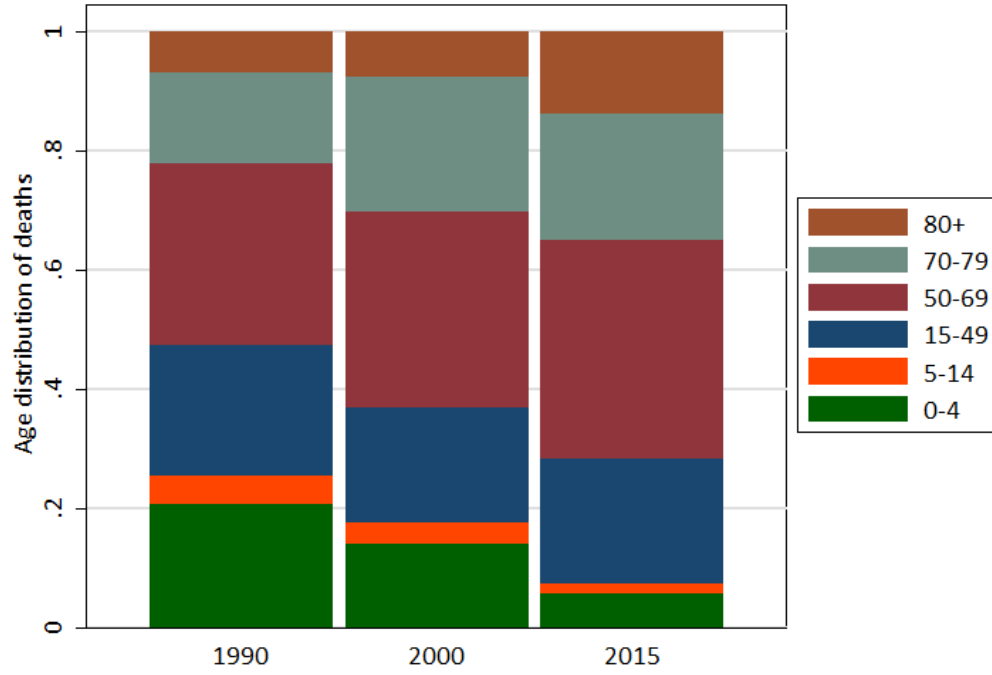
Jawa Tengah



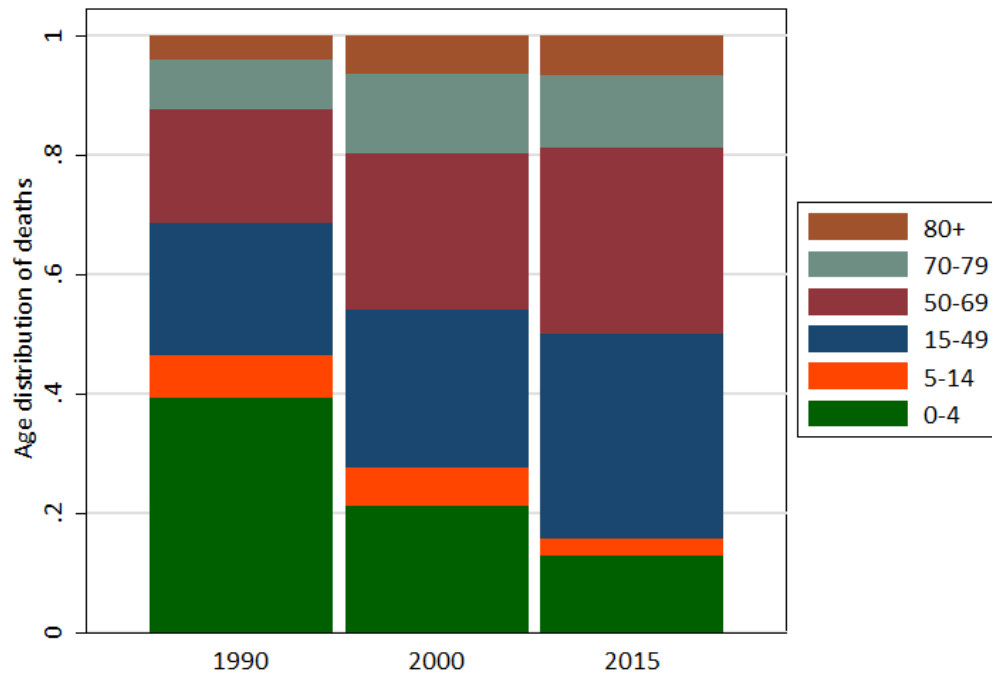
DI Yogyakarta

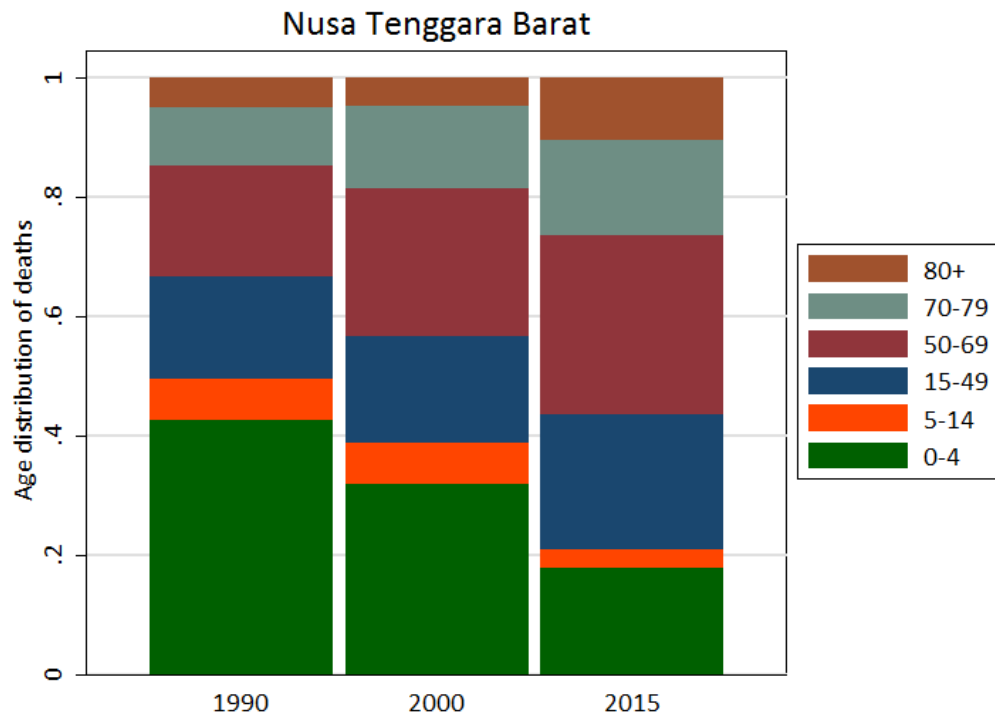
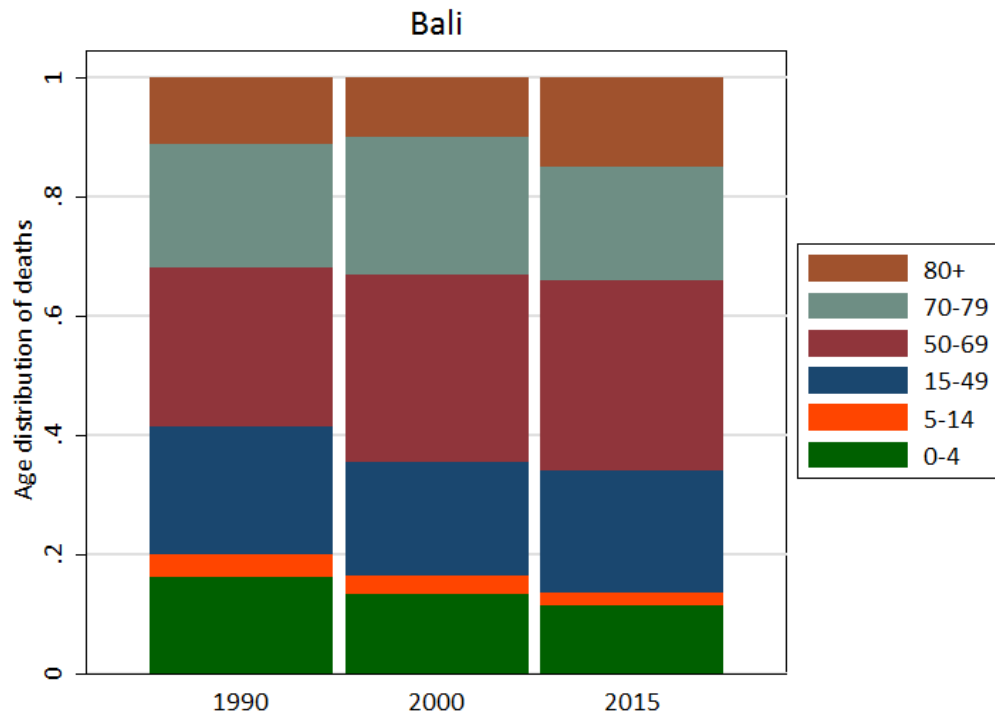


Jawa Timur

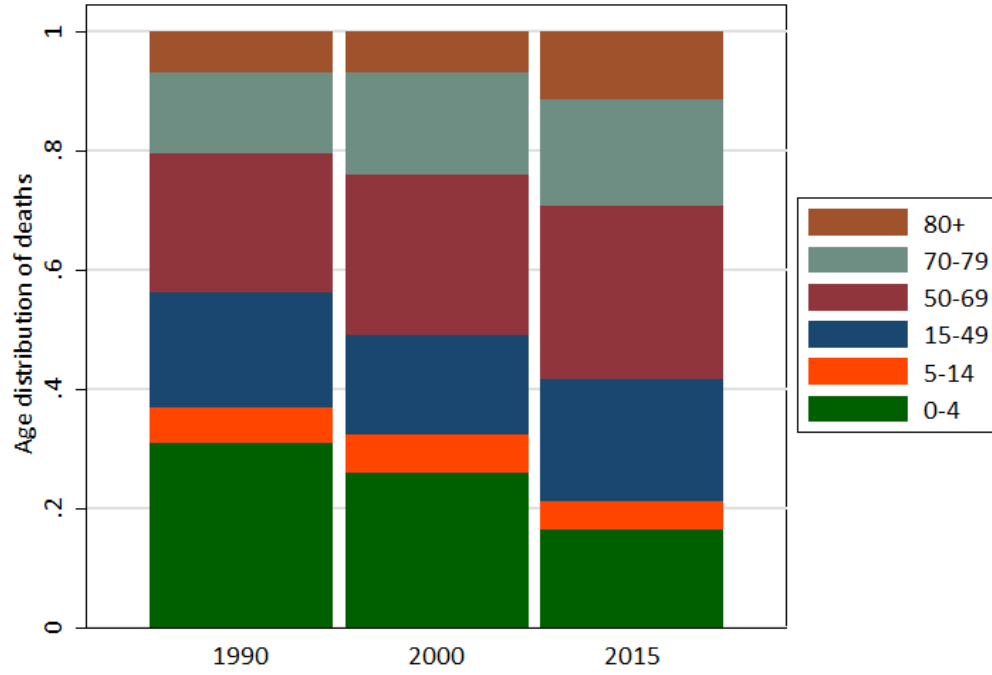


Banten

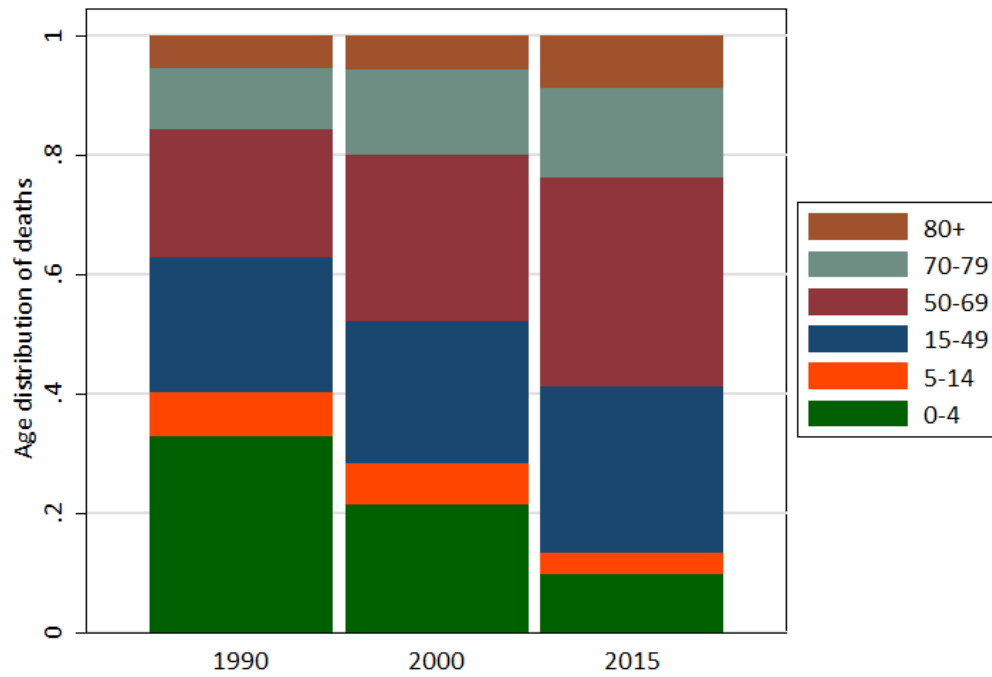




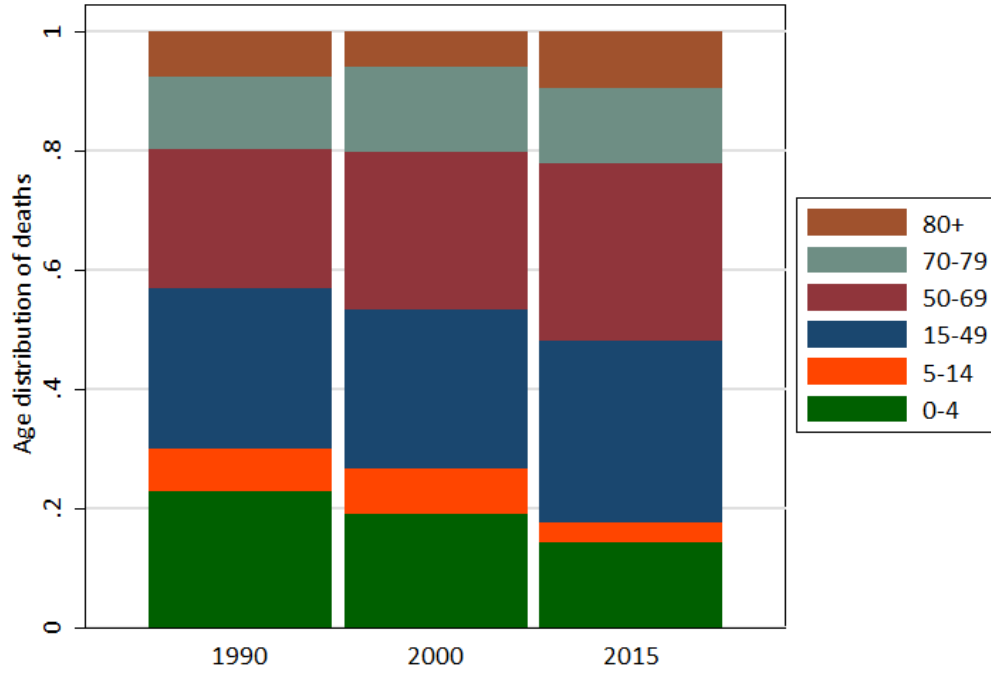
Nusa Tenggara Timur



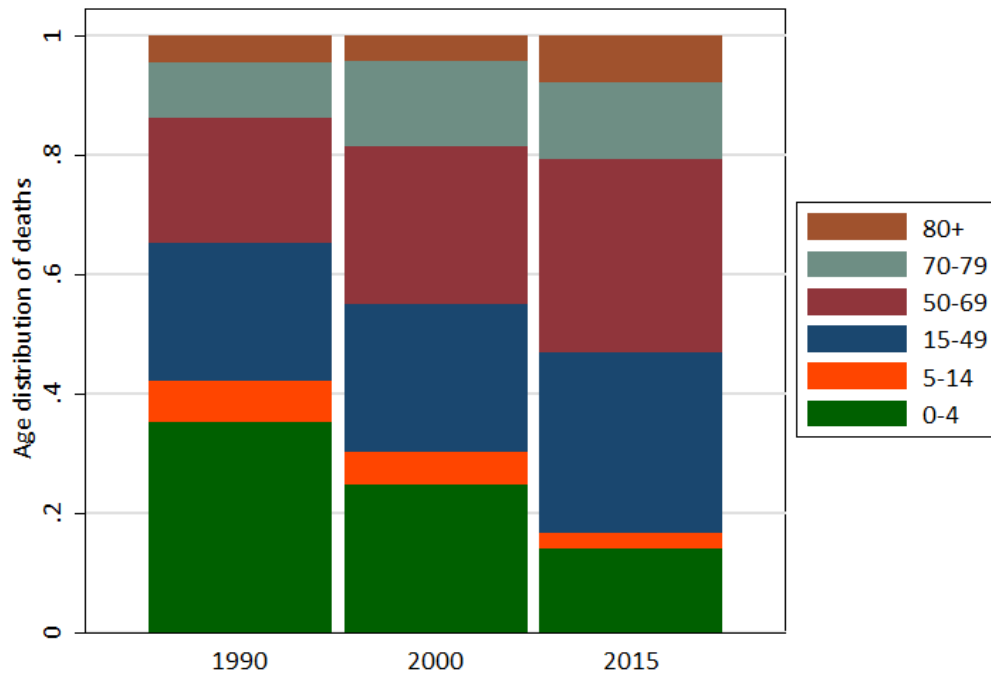
Kalimantan Barat



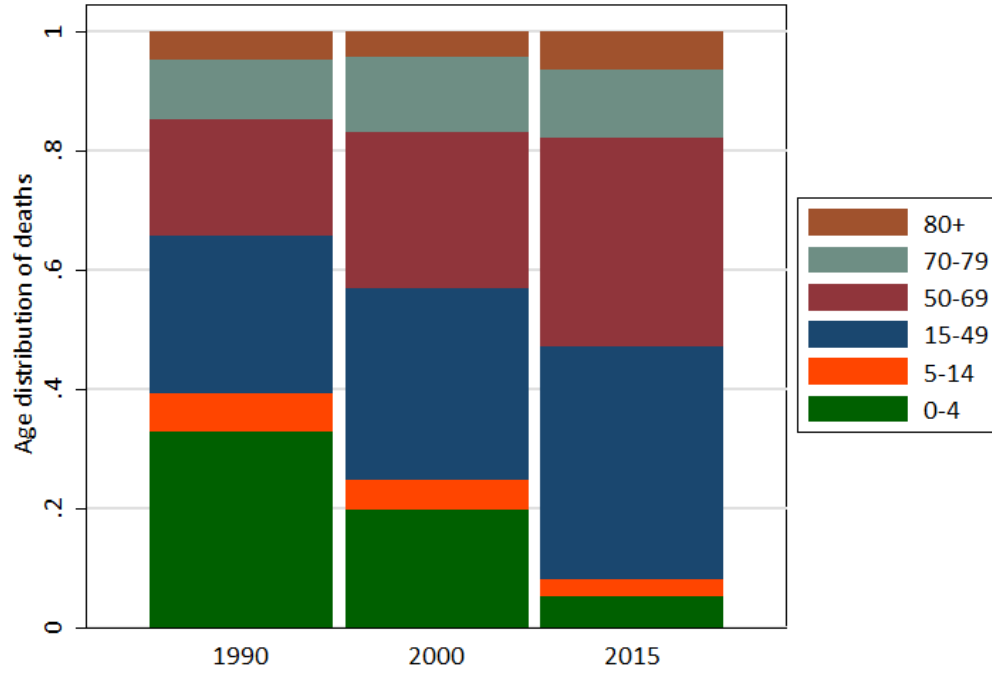
Kalimantan Tengah



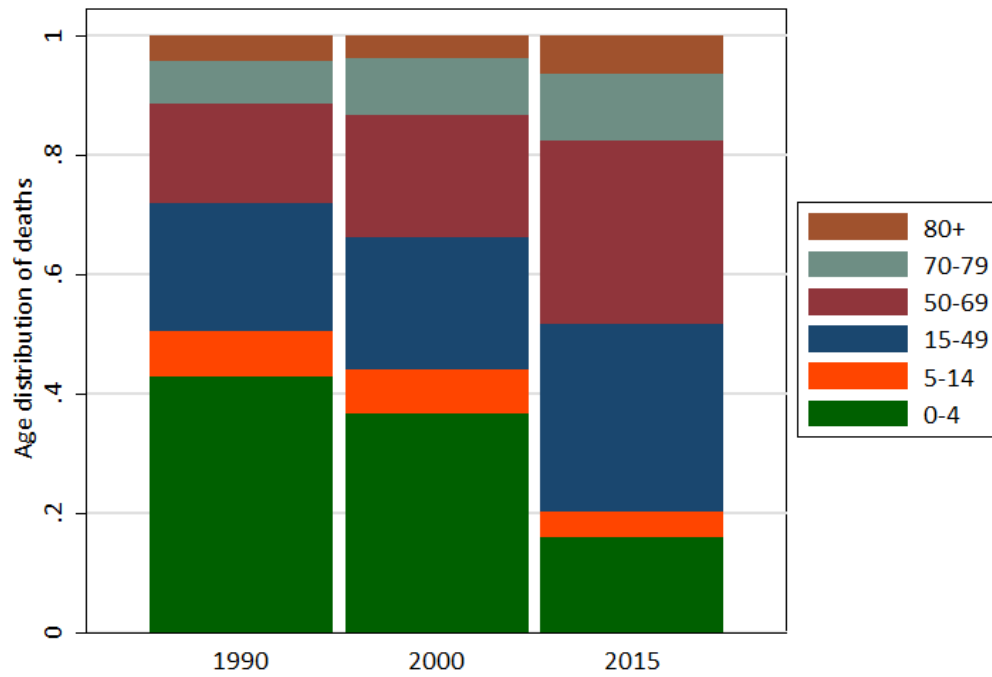
Kalimantan Selatan



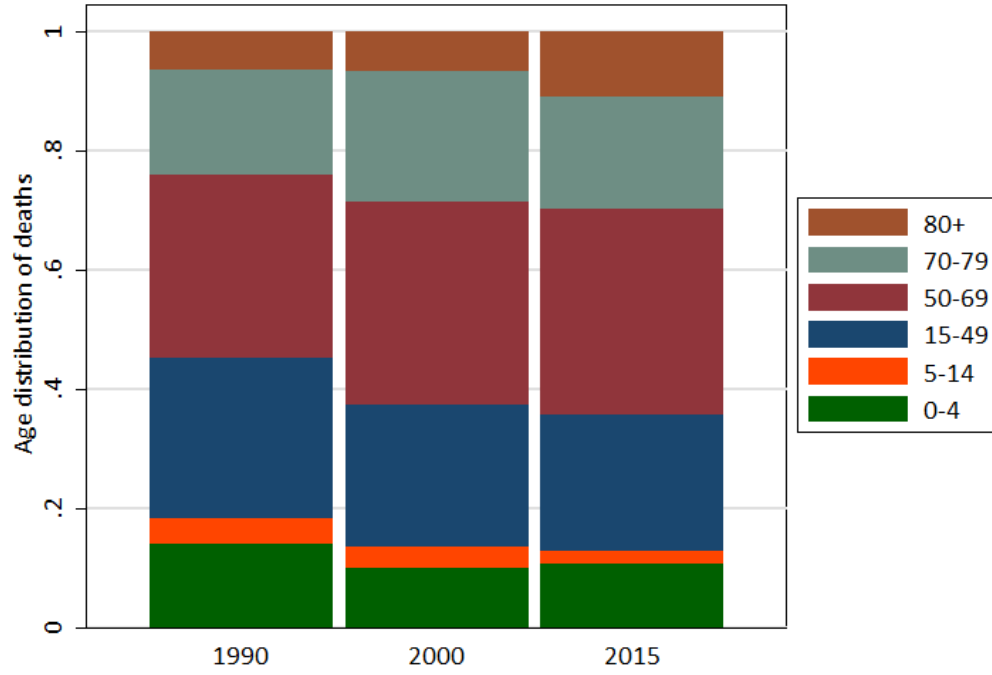
Kalimantan Timur



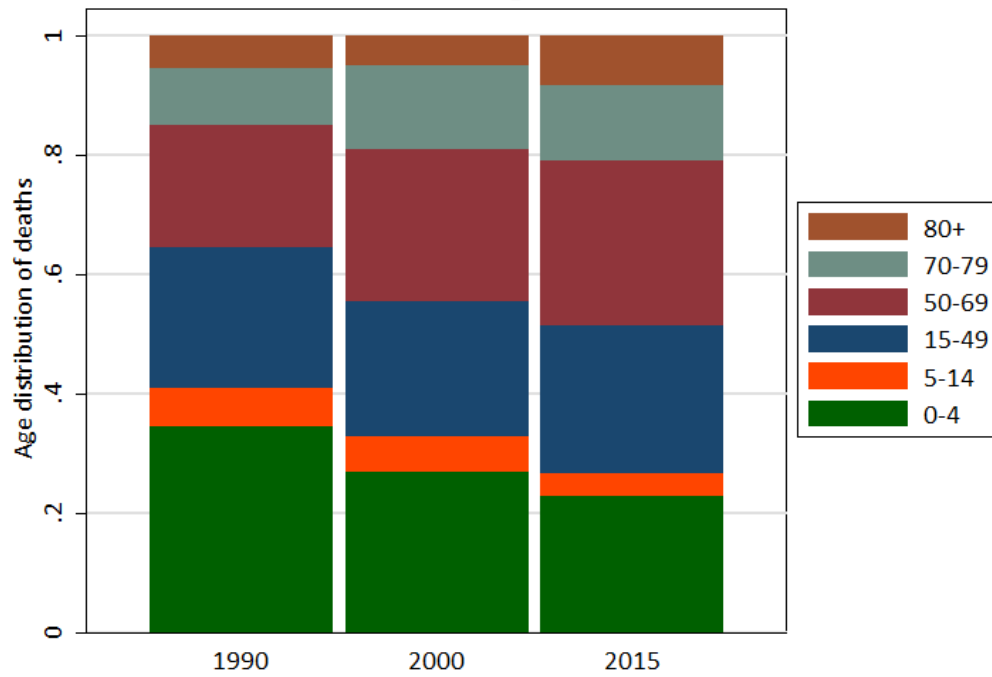
Kalimantan Utara



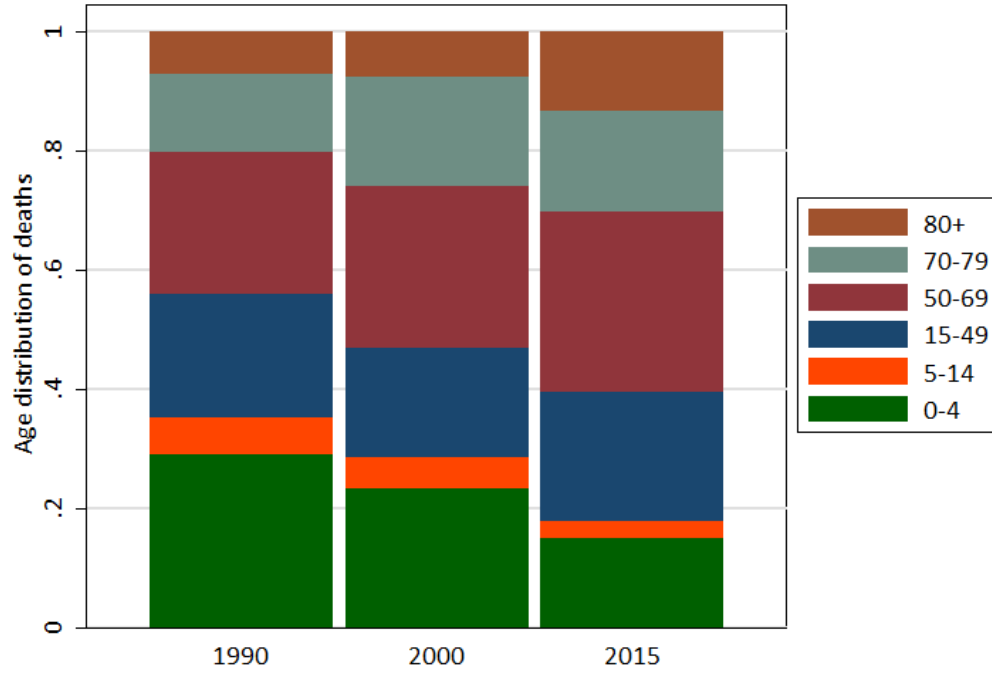
Sulawesi Utara



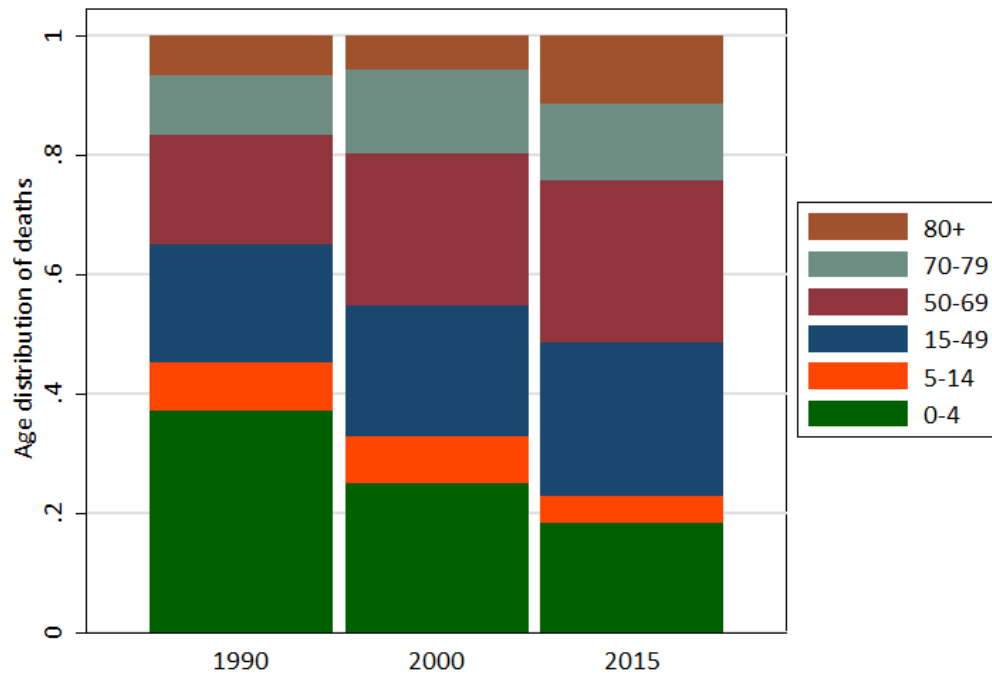
Sulawesi Tengah

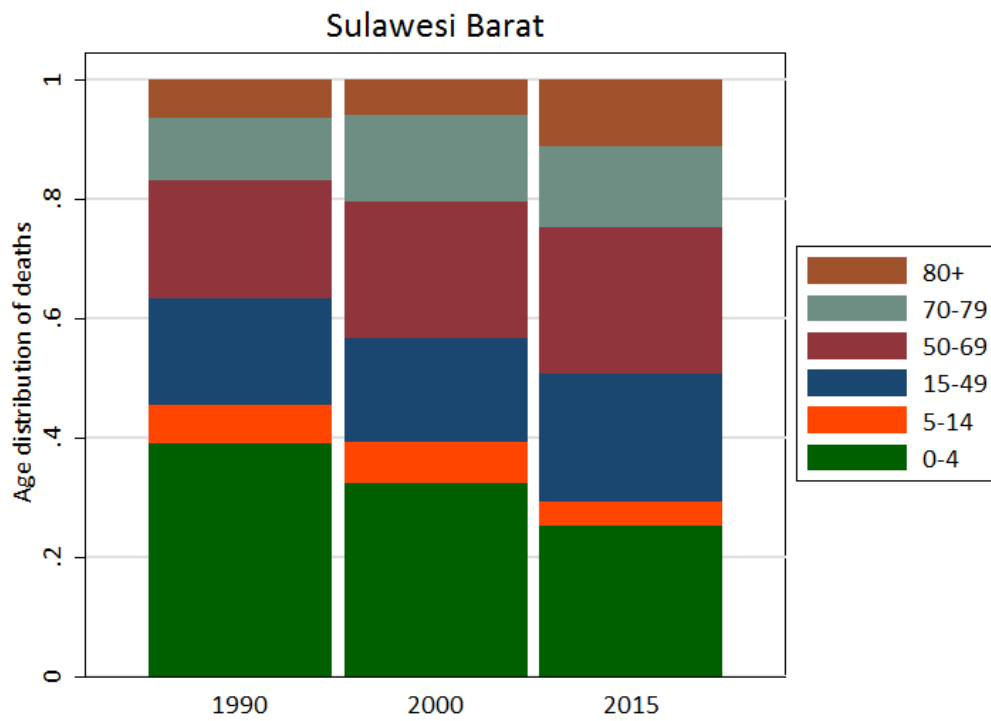
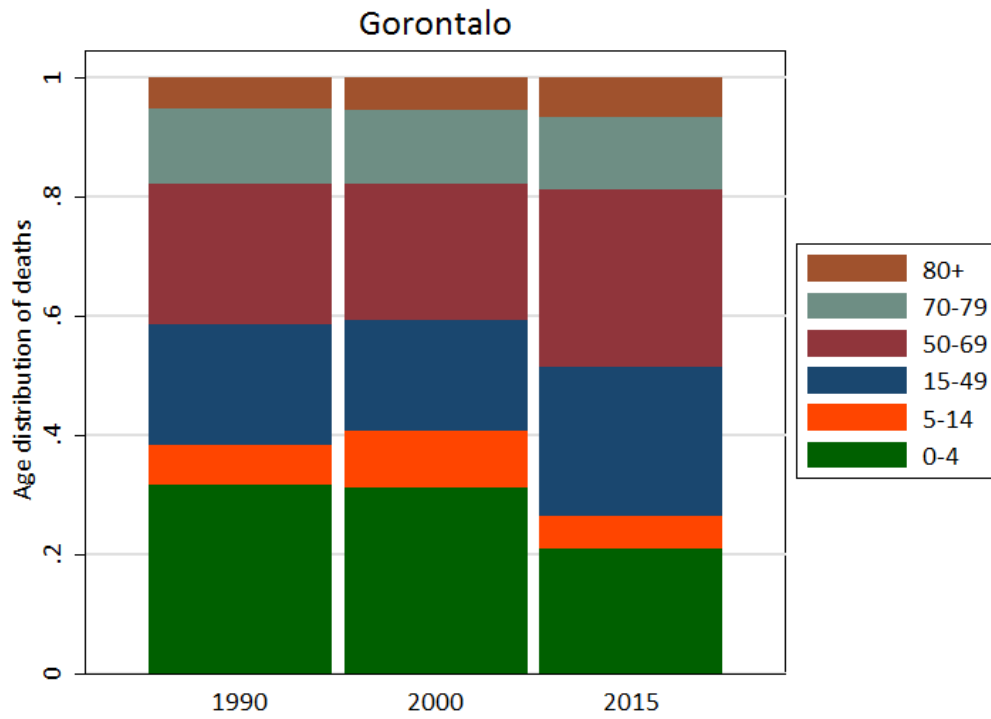


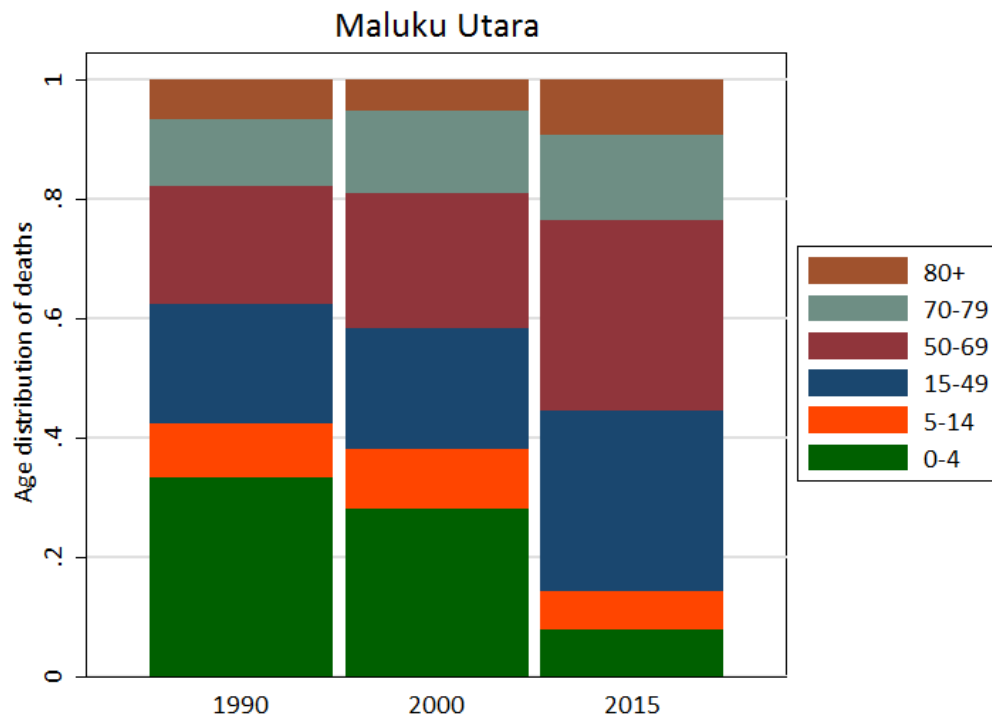
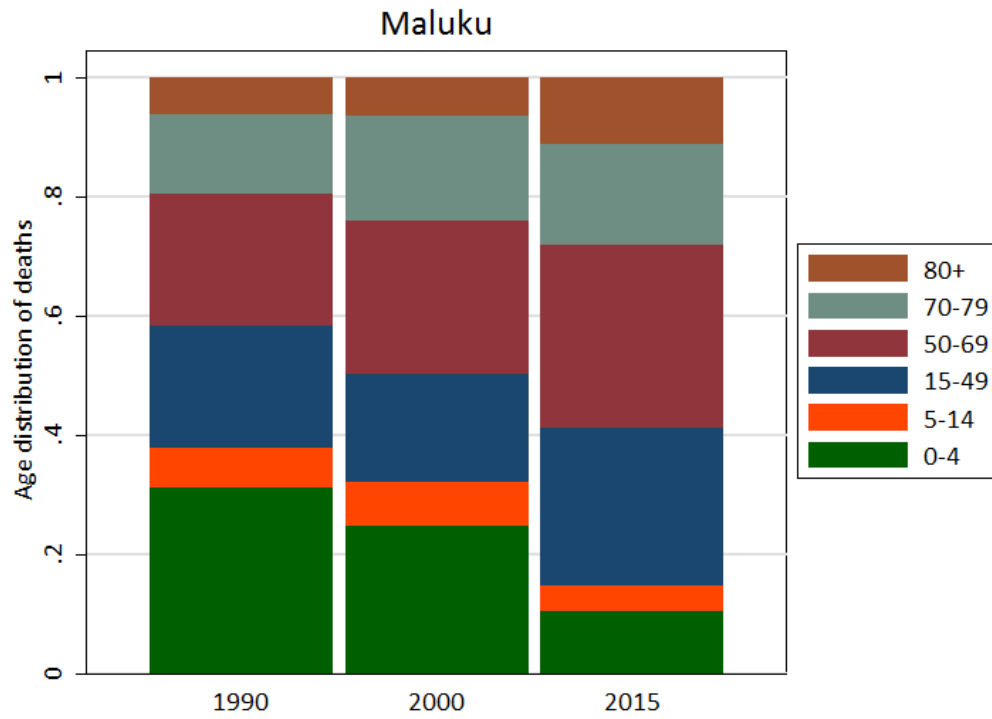
Sulawesi Selatan

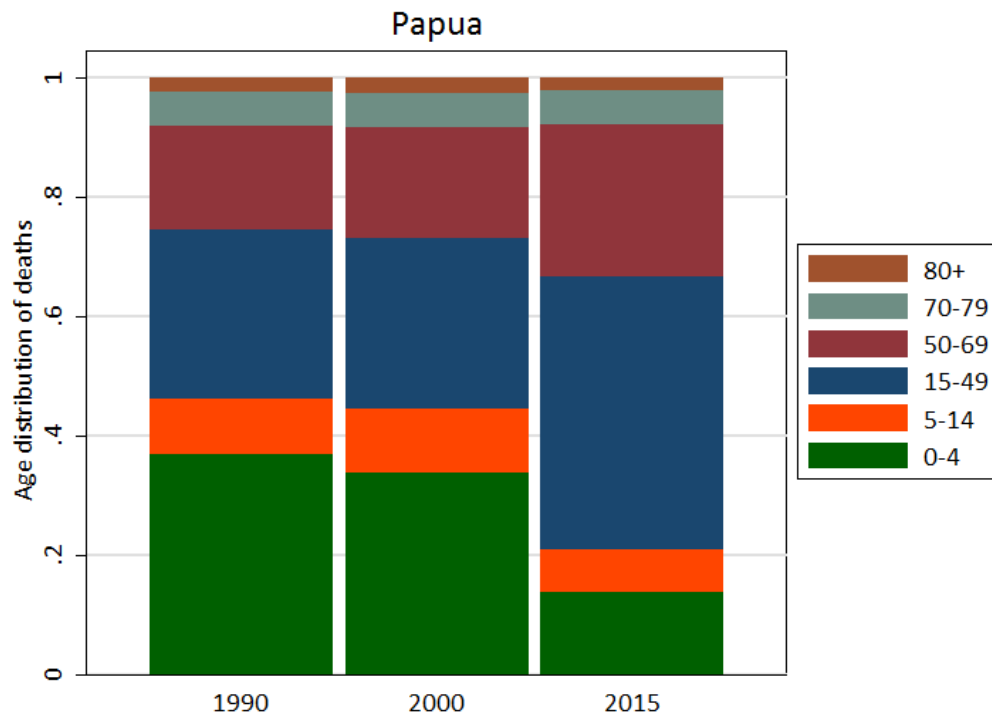
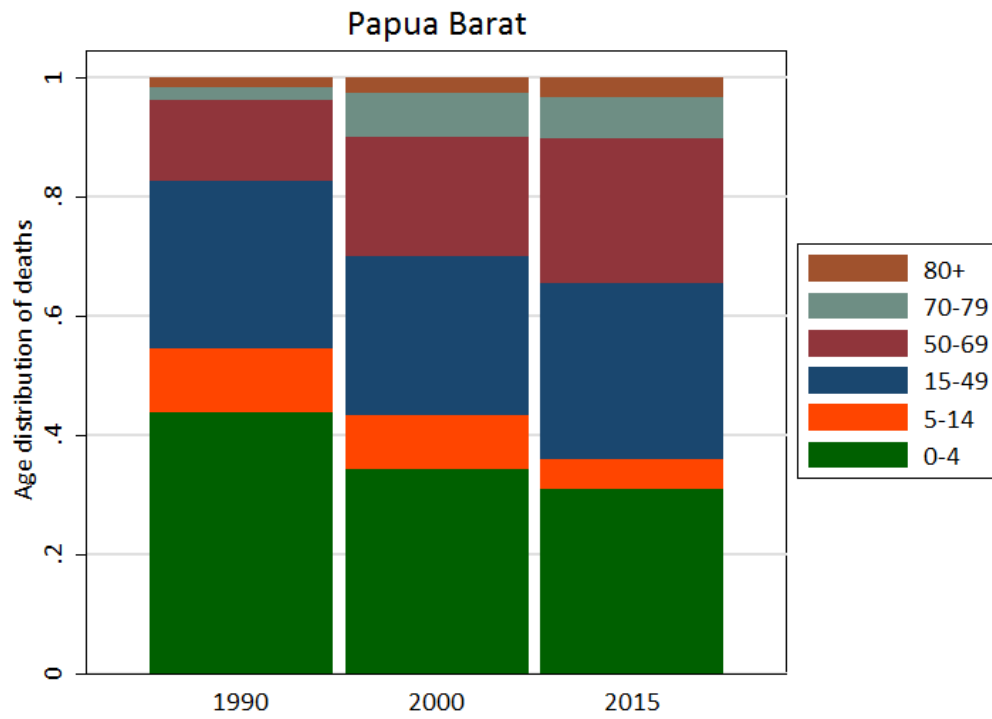


Sulawesi Tenggara

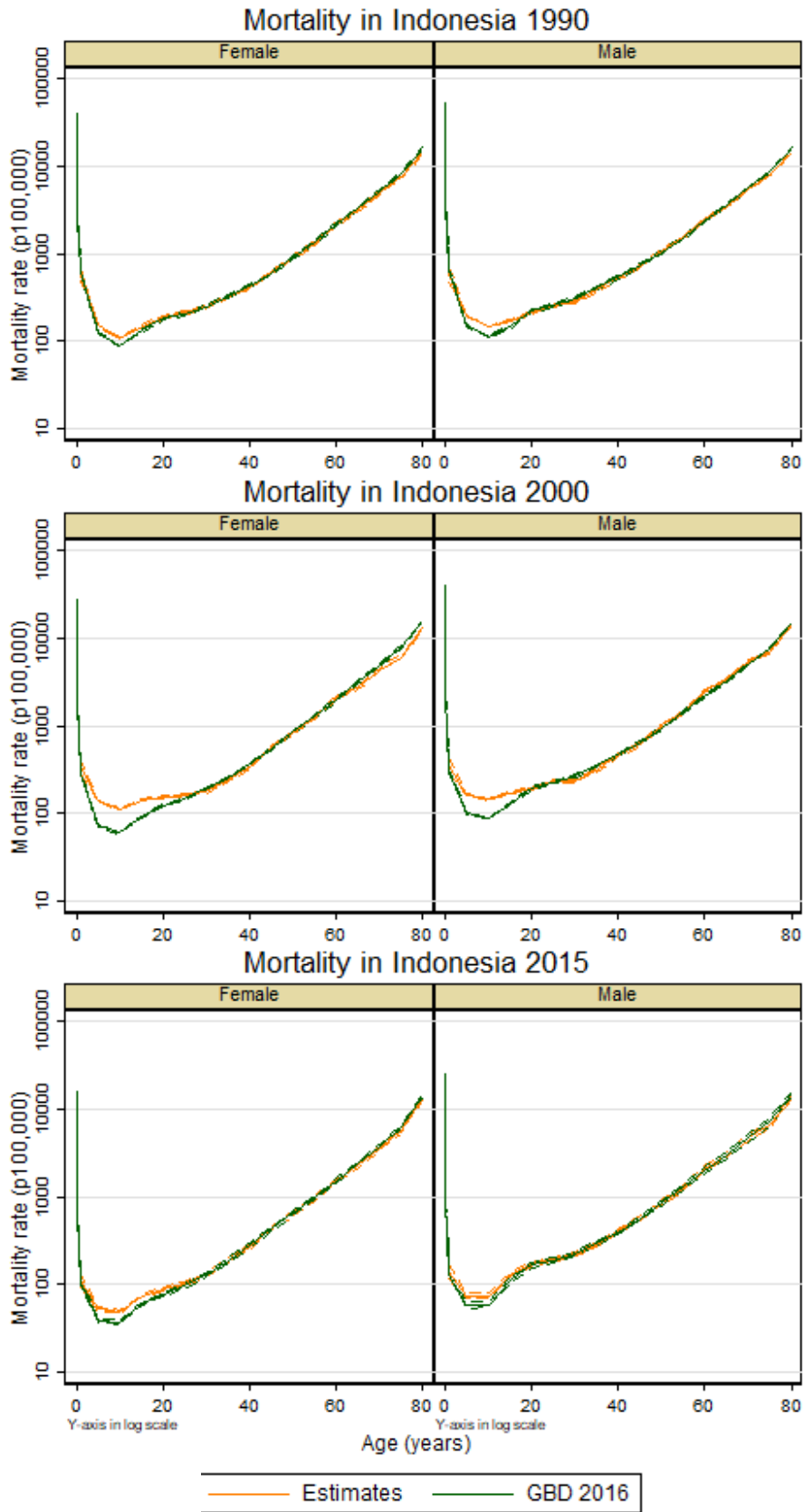




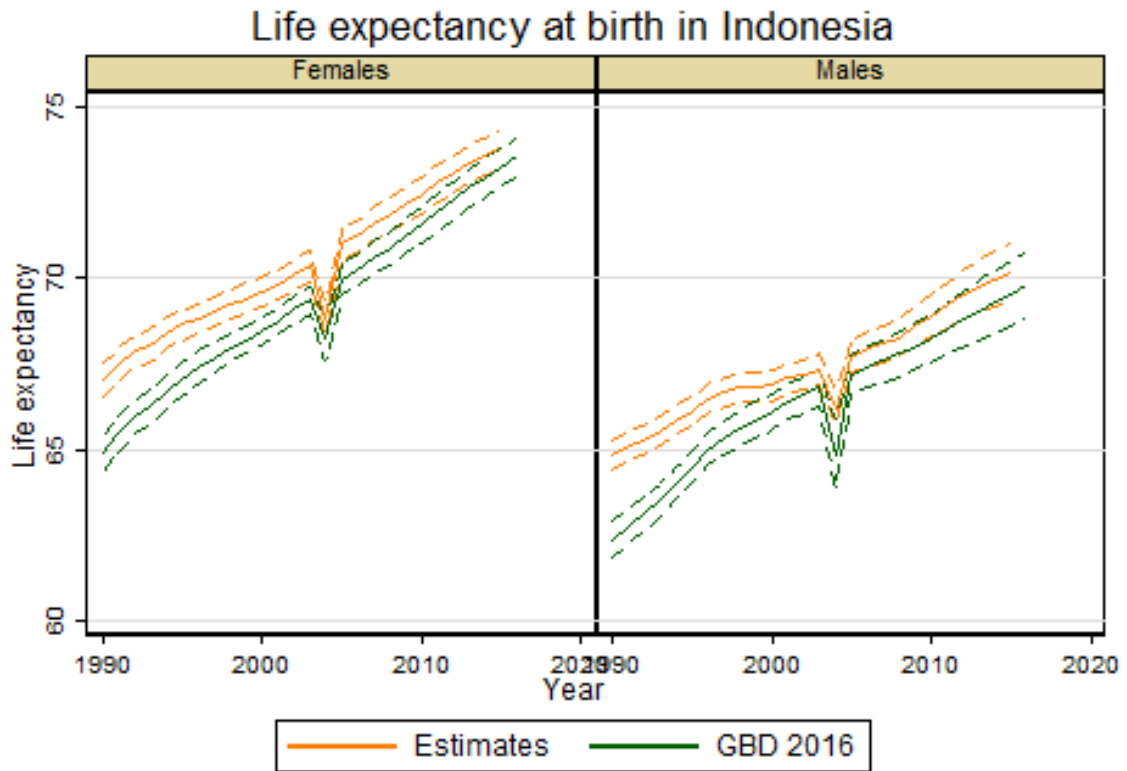




Supplementary Figure 7. Mortality rates in Indonesia in 1990, 2000, and 2015 by age group and sex (in orange), compared to estimates from GBD 2016 (in dark green).

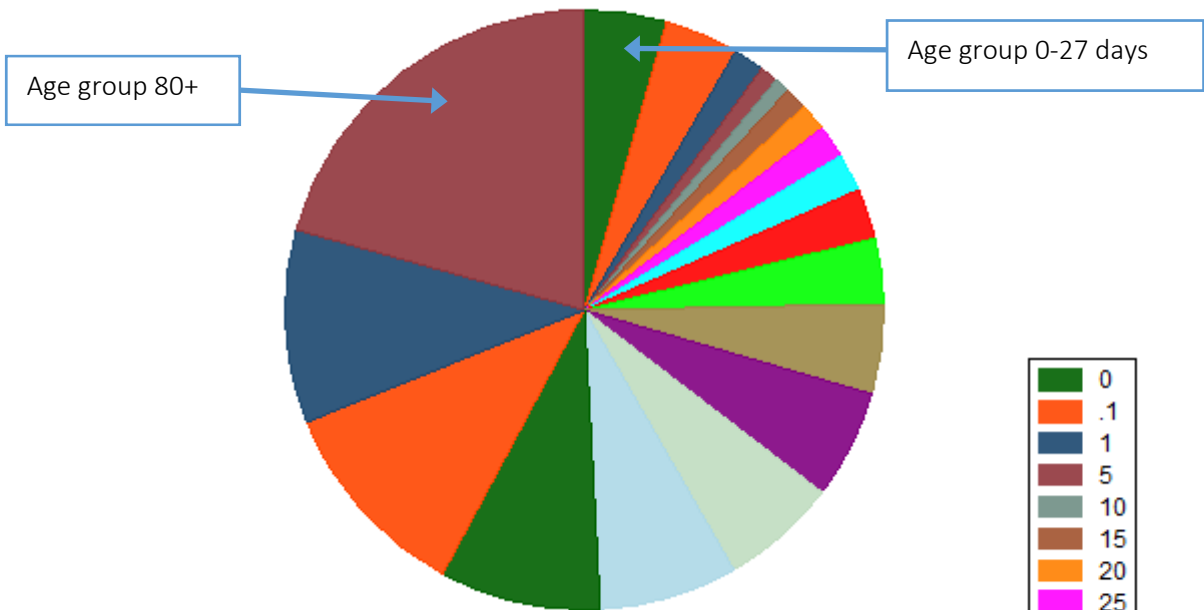


Supplementary Figure 8. Life expectancy at birth in Indonesia year and sex, compared to estimates from GBD 2016.

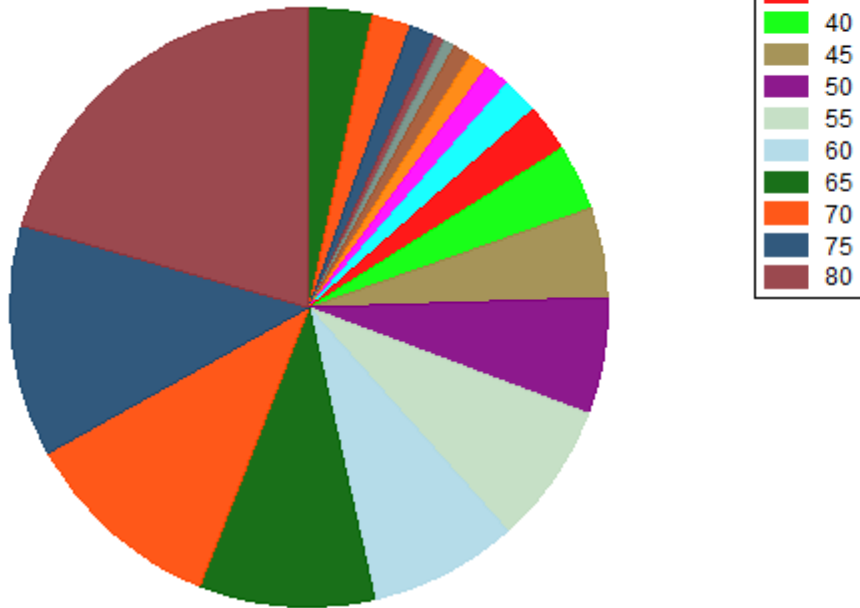


Supplementary Figure 9. Age distribution of deaths in Indonesia in 2015 by sex, compared to estimates from GBD 2016.

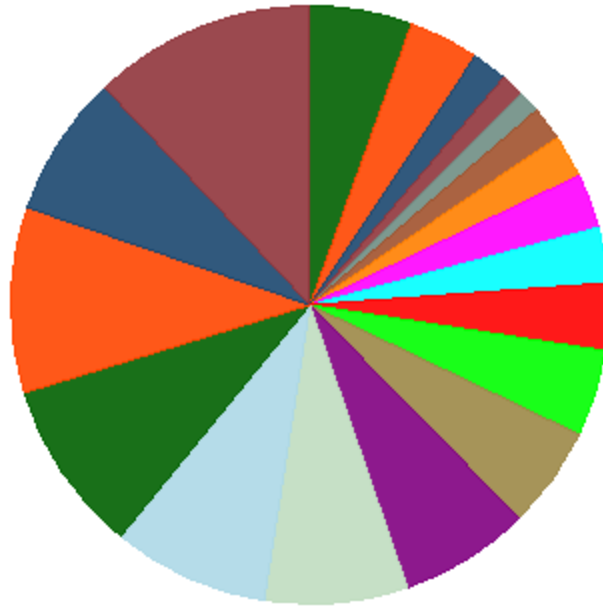
Age distribution of predicted deaths, Females 2015



Age distribution of GBD deaths, Females 2015



Age distribution of predicted deaths, Males 2015



Age distribution of GBD deaths, Males 2015

