
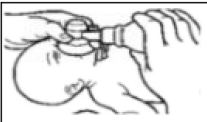




# DIFFICULT AIRWAY

**Airway resuscitation steps, in recommended sequence:**

<b>Step 1)</b>		Activate Code Blue or Green at 7-9999
<b>Step 2)</b>		Call Anesthesiologist at 7-2433 and state: "Anesthesiology urgently needed in [location] for difficult airway"; describe airway issues and any additional equipment needs if known
<b>Step 3)</b>		Remove hardware: 1. Cut the tapes above the rubber bands or Unhook rubber bands from the OAP wires 2. While holding at the base of the external wires, apply gentle downward pressure to the plate to break seal with the maxilla 3. Tilt the plate downward and forward, twist to remove 4. Ensure entire OAP is removed 5. Place the infant side or prone, follow difficult airway guidance 6. With gauze, wipe away denture adhesive on gums + roof of mouth
<b>Step 4)</b>	Mask ventilation 	Not evaluated
<b>Step 5)</b>	LMA placement 	Routine
<b>Step 6)</b>	Intubation 	Airway grade: unknown not assessed Date last visualized: N/A ETT Size: unknown Laryngoscope blade used: unknown Blade size: unknown Fiberoptic details: N/A Intubation comments: N/A Future recommendations: N/A

**Airway Issues Present:**

- Craniofacial Abnormalities
- Additional Comments: pierre robin, has OAP

Provider: \_\_\_\_\_ Date: \_\_\_\_\_