

Assessing disparities in major family planning indicators by marital status

Caleb Irvine

A thesis

submitted in partial fulfillment of the
requirements for the degree of

Master of Public Health

University of Washington

2019

Committee:

Rafael Lozano

Jeffrey Stanaway

Program Authorized to Offer Degree:

Global Health

@Copyright 2019

Caleb Irvine

University of Washington

Abstract

Assessing disparities in major family planning indicators by marital status

Caleb Irvine

Chair of the Supervisory Committee:

Rafael Lozano

Department of Global Health

Background: The indicators of modern contraceptive use and demand for family planning satisfied with modern methods are used to measure access to sexual and reproductive health services, but international estimates of these indicators are often restricted to married/in-union women, or else only highlight the value among all women in aggregate. This paper presents international estimates of these indicators disaggregated by marital status, allowing for the identification of disparities and deficits between groups that likely face distinct obstacles and stigmas related to sexual and reproductive healthcare. This paper also presents a sensitivity analysis aimed at assessing the potential for bias across marital status exhibited by the standard operationalized definition of having a need for family planning.

Methods: Data on contraceptive use and need for family planning were extracted separately by marital status from 872 surveys conducted in 160 countries and territories since 1970. Variations in survey questions and definitions of modern versus traditional methods were adjusted via

crosswalking as necessary. Indicators were modeled by-age using a Spatiotemporal Gaussian Process Regression to generate comprehensive time series estimates for 204 countries and territories from 1970 to 2019. Sensitivity analyses leveraged available microdata to perform counterfactual re-extractions of surveys to determine the proportion of contraceptive users who satisfy the current criteria for having a need for family planning.

Results: Age-standardized global modern contraceptive prevalence in 2019 was 53.9% (53.0-54.8%) for married/in-union women and 24.1% (23.3-24.9%) for unmarried women. Modern contraceptive prevalence for ages 15-49 in 2019 ranged from 0.2% (0.1-0.4%) among unmarried women in Afghanistan to 92.2% (90.1-93.8%) among married/in-union women in China. Age-standardized global demand for family planning satisfied with modern methods in 2019 was 72.3% (71.5-73.1%) for married/in-union women and 81.6% (80.8-82.5%) for unmarried women. Demand satisfied in ages 15-49 in 2019 ranged from 4.3% (3.3-5.6%) among married/in-union women in Somalia to 97.6% (96.6-98.3%) among unmarried women in Bangladesh. Sensitivity analyses found large differences by marital status in the age-standardized proportion of reversible contraceptive users otherwise meeting the definition of having a need for family planning, with global 2019 values of 84.0% (82.9-84.8%) for married/in-union women and only 15.4% (13.0-17.8%) for unmarried women.

Interpretation: Significant disparities exist in family planning indicators across both geography and marital status. Interestingly, while unmarried women exhibit lower by-age rates of modern contraceptive use, in most regions they also experience higher levels of demand for family planning satisfied with modern methods. However, lower proportions of unmarried reversible contraceptive users found to otherwise meet the criteria of having a need for family planning suggest that the need for family planning indicator may have differential sensitivity across

marital status, resulting in underestimates of unmet need among unmarried women. In addition to expanding investments in sexual and reproductive health services in developing contexts, the results of this study suggest that additional research into potential adjustments to standard family planning indicators is warranted in order to increase ascertainment of unmet need among unmarried women.

Introduction:

Contraception constitutes a critical component of sexual and reproductive health services, with substantial impacts on women, couples, children, and societies at large. Effective contraception gives women and couples the ability to plan the size of their family and the timing of births, which has ramifications on family structure and population sizes, as well as women's educational and employment opportunities.¹ This also impacts household income and the amount of resources invested in each child, and influences health in many ways by reducing morbidity and mortality from unsafe abortions, protecting from sexually transmitted infections, and reducing maternal and neonatal mortality associated with unintended pregnancies and poorly spaced births.¹ Additionally, contraceptives facilitate women's rights and empowerment by providing women with more control over their bodies and autonomy in their relationships.¹

Attention to family planning within the field of global public health increased substantially in the 1970s as a result of the escalating focus on international population growth and its impact on societies and health.² Initially, indicators for this topic were limited to contraceptive prevalence, but over time a more complex metric developed to capture the concept of unmet need, identifying the proportion of women who were at-risk of pregnancy and were not using birth control, but did not want to have a child. This concept appealed to both demographer-oriented groups interested in reducing population growth, as well as women's rights groups who were opposed to coercive practices that had developed in response to targets that were insensitive to the desires of actual women.² Since then, contraceptive prevalence and unmet need have been used together as major indicators for measuring global progress—particularly in developing contexts—towards advancing the provision of reproductive and sexual health, and unmet need has been expanded from its original definition, restricted to just married/in-union women, to also include unmarried women. These indicators are highlighted in a number of current initiatives, from Family Planning 2020 which aims to expand the number of contraceptive users by 120 million by 2020, to the Sustainable Development Goals which uses the proportion of need for contraceptives that is satisfied with modern methods as a measure of access to sexual and reproductive health services.^{3,4}

Multiple research groups have tracked these indicators over the years. The United Nations Population Division releases annual reports with data on contraceptive use and unmet need, but until the spring of 2019 their modeled estimates were restricted to only married women.⁵ The Institute for Health Metrics and Evaluation began estimating these indicators for all women in 2016 to track progress in Sustainable Development Goals, but did not generate separate estimates by marital status.⁶

This study aimed to disaggregate these major family planning indicators by marital status in order to explore potential disparities between groups that likely face distinct obstacles and stigmas related to sexual and reproductive healthcare. We leveraged data from 872 surveys to produce a complete time series of these indicators separately for married/in-union women and for unmarried women in 204 countries and territories from 1970 to 2019. We also conducted a sensitivity analysis to assess the extent of bias inherent in the standard method of defining need for family planning among unmarried women.

Methods:

Indicators

The indicators of interest for this study include modern contraceptive prevalence (mCPR) and demand for family planning satisfied with modern methods (demand satisfied). Because these indicators were developed with a focus on women's reproductive health and fertility in developing contexts, they are typically measured among only female populations, who by default are assumed to be heterosexual. Modern contraceptive prevalence is defined as the proportion of women of reproductive age (typically restricted to ages 15 to 49) who self-report current use of at least one modern method of contraception.⁵ While definitions of modern versus traditional methods vary, for the purposes of this analysis modern methods constituted male and female sterilization, hormonal pills, intra-uterine devices (IUDs), implants, injections, contraceptive rings and patches, male and female condoms, diaphragms, spermicide foams, gels, and sponges, and emergency contraceptives. All other methods, including withdrawal, rhythm and calendar methods, lactational amenorrhea, douching, and folk methods were considered to be traditional.

Demand satisfied is the proportion of women who have a need for family planning that are using at least one modern method of contraception, and is thus heavily reliant upon how one defines having a need for contraception. The standard definition of this concept involves many different variables, and in essence tries to capture all women that are at-risk of pregnancy and do not want to become pregnant. It is thus important to note that this indicator is derived from women's fertility preferences rather than their explicit preference for any given method of contraceptive. According to the standard 2012 revised definition of the indicator,⁷ to be considered at-risk of pregnancy a woman must be married, in a union, or sexually active within the last month, and must be plausibly fecund (Figure 1A). Women may be considered infertile if they report being infertile, menopausal, or having had a hysterectomy, if they are postpartum amenorrheic from a birth five or more years ago, if they report six or more months having elapsed since their last menstruation, or if they have been continuously married for the last five years without having a child or having used any method of birth control. In addition to being at-risk of pregnancy, to be defined as having a need for family planning a woman must express a desire to not have a child within the next two years. Beyond this standard set of criteria, women who report current use of any method of contraceptive are automatically considered to have a need, as are any women who are pregnant or postpartum amenorrheic from a birth within the last two years who report that they wanted to delay or prevent their current or most recent pregnancy (Figure 1B-C).⁷

Data sources

Data used in this study include 872 surveys across 160 countries and territories, conducted between 1970 and 2019 (Figure 2). All of these surveys provided data for married/in-union women, and 529 provided data on not currently married women. The minimum inclusion criteria for a survey were that it sampled married/in-union or not currently married women between that ages of 15 and 49 who self-reported current use of any method of contraception. Most surveys provided additional information necessary for identifying modern method use and women with a

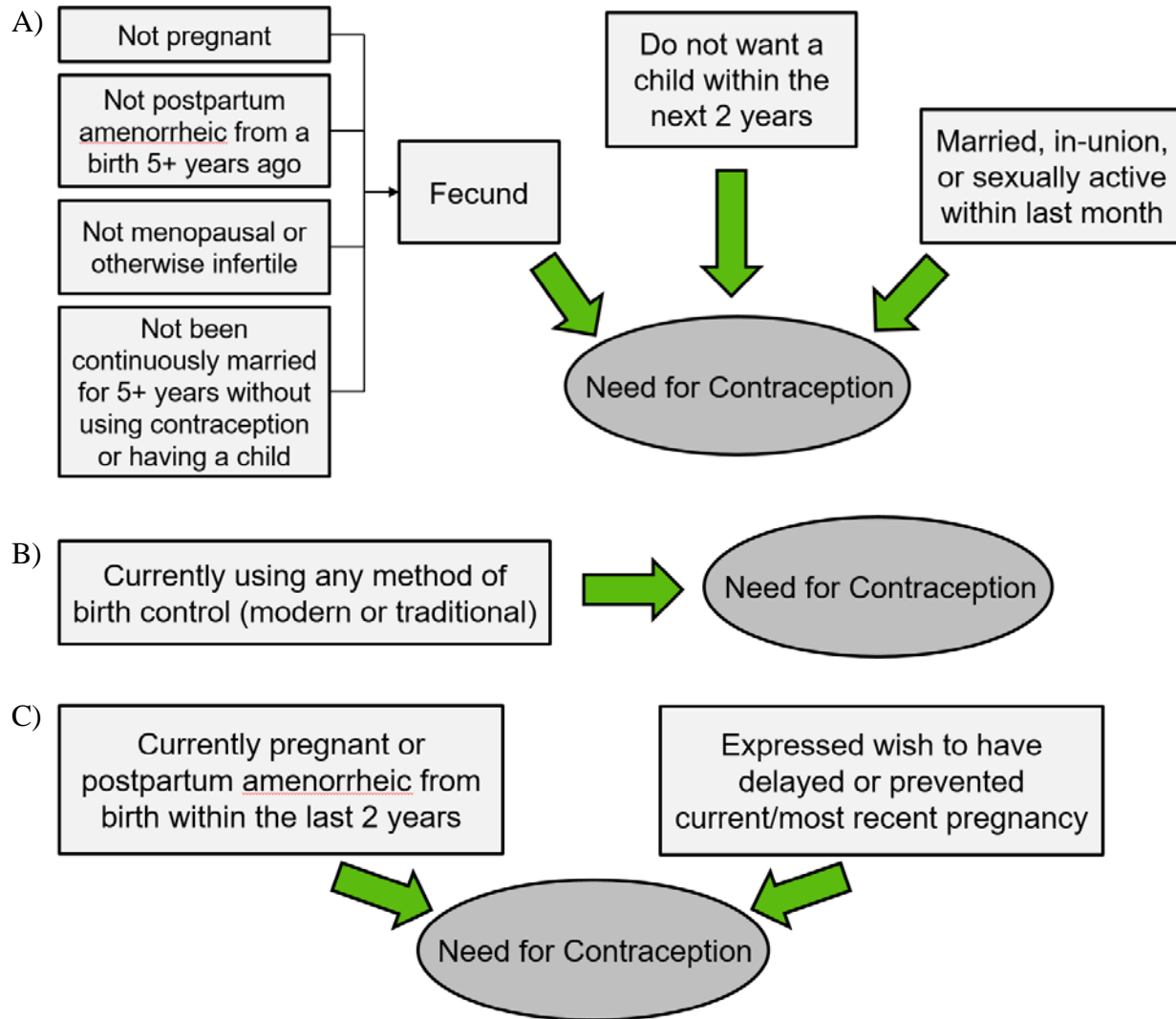


Figure 1 – Defining need for contraception/family planning (A) Standard definition incorporating fecundity, sexual activity, and fertility preferences (B) Additional inclusion of all contraceptive users (C) Additional inclusion of some pregnant and postpartum amenorrheic women

need for family planning. The majority of data came from large international survey series such as Demographic and Health Surveys, Multiple Indicator Cluster Surveys, Center for Disease Control Reproductive Health Surveys, Performance Monitoring and Accountability 2020 surveys, World Fertility Surveys, and the Pan Arab Project for Family Health and Child Development surveys. Most study indicators were extracted from available microdata, but when such individual-level data was unavailable, we extracted tabulations from survey reports.

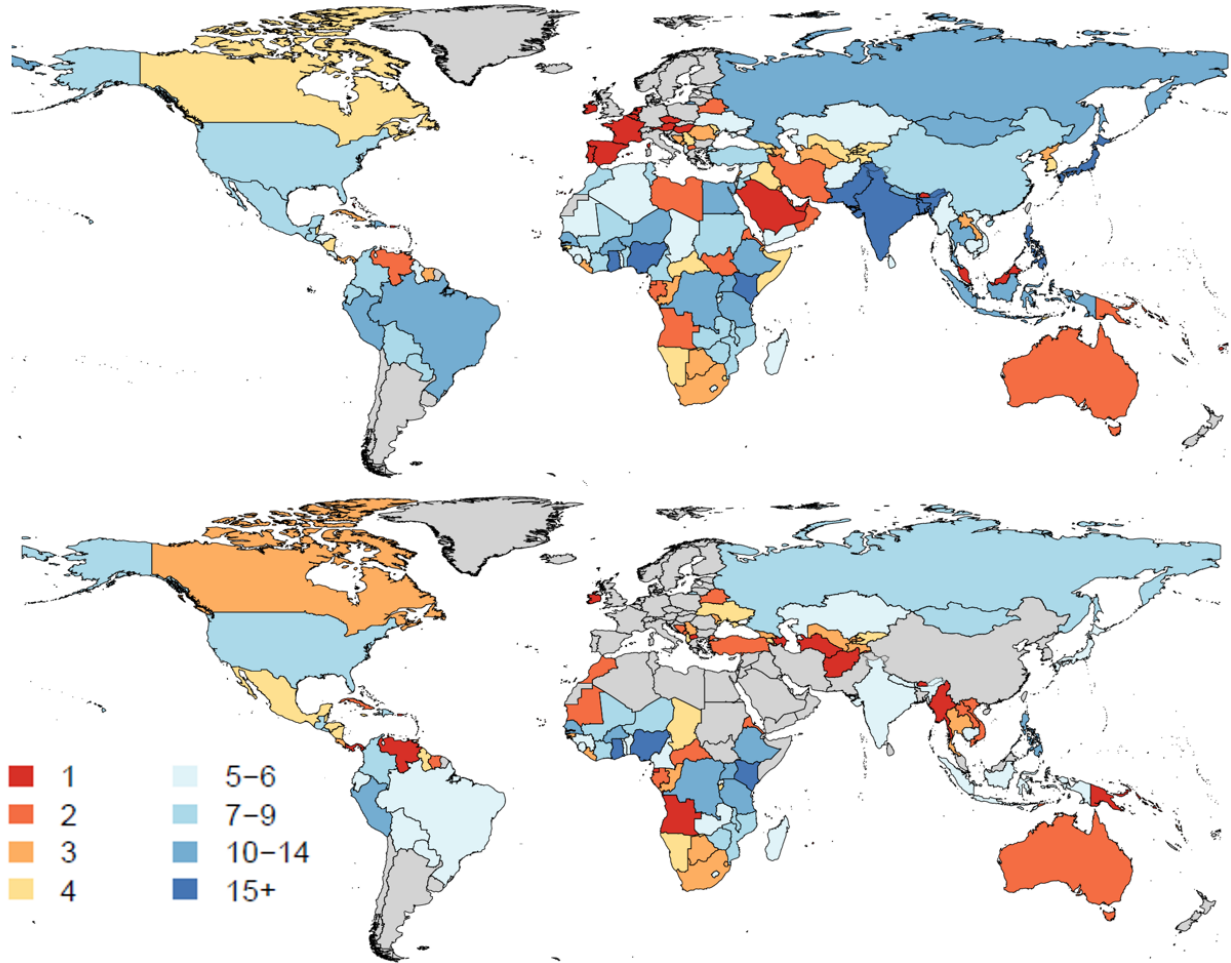


Figure 2 – Input data coverage map Number of surveys from each country or territory conducted between 1970 and 2019, separately by marital status (Top) Married/in-union models (Bottom) Unmarried models

Data processing

In data preparation, we applied a standard criteria for discerning modern from traditional methods, correcting survey report data where their definitions differed from ours and where method-specific use was available. When survey reports did not include sample sizes, we imputed them using the fifth percentile of sample sizes observed in the data. In cases where survey reports only included modern method use, we used a linear regression on logit-transformed data, incorporating 5-year age groups and random effects on super region (as defined by the Institute for Health Metrics and Evaluation (IHME) location hierarchy⁸) to predict the broader envelope of any contraceptive use from modern contraceptive use. Some surveys sampled all women, but only reported findings for married/in-union women and all women together. Using sample sizes when available, or modeled estimates of marriage/union status (described below) when unavailable, we calculated the unmarried data from such almost-

complete tables assuming that the all women estimates were a weighted average of the two subgroups. When surveys only reported data for more aggregated ages, corresponding data were split into 5-year age bins according to the age-pattern observed in preliminary model runs, which only used data that was already age-specific. Finally, a number of surveys differed in the variables available for calculating need for family planning. For example, some surveys lacked questions regarding women’s fecundity, did not ask questions to pregnant or postpartum amenorrheic women, did not ask questions regarding women’s desire for a future pregnancy, or only asked about their desire for a pregnancy right now, as opposed to within the next 2 years. In all such cases, extracted data pertaining to women’s need for contraception was crosswalked to the standard definition. To do so, we re-extracted all gold-standard survey microdata under counterfactual scenarios matching those of the non-standard surveys (for example, ignoring all questions related to fecundity). Using these counterfactual re-extractions as a training dataset, we crosswalked all non-standard data using coefficients from a linear regression on logit-transformed training data, incorporating age group as a covariate.

Modeling strategy

Prepared data were modeled in a Spatiotemporal Gaussian Process Regression (ST-GPR), which is a flexible modeling tool that draws strength across locations and time to produce full time series estimates of an indicator with uncertainty intervals.⁹ The model is composed of three stages. In the first stage, a linear regression predicts indicator values for every location, year, and 5-year age group. In the second stage, residuals between the data and corresponding linear predictions are smoothed over space, time, and age. In the third stage, the smoothed residuals are used as the mean model in a Gaussian Process Regression, which leverages data point variances to produce 1000 draws of the indicator for every location, year, and 5-year age group, from which mean values and quantile-based uncertainty intervals are calculated.

This study employed nested proportions in its modeling strategy to ensure that all estimates were internally consistent. Modeled indicators included any contraceptive use, the proportion of contraceptive use that was modern, and the proportion of non-users that had an unmet need for family planning.

The indicators of interest for this study were calculated from modeled estimates using the following equations:

$$Contra_{mod} = Contra_{any} * Prop_{mod}$$

$$DemandSatisfied = Contra_{mod} / (Contra_{any} + Prop_{unmet} * (1 - Contra_{any}))$$

where $Contra_{mod}$ = modern contraceptive prevalence, $Contra_{any}$ = total contraceptive prevalence (modeled), $Prop_{mod}$ = the proportion of contraceptive users that are using a modern method (modeled), $DemandSatisfied$ = the proportion of women in need of family planning that are using modern methods, and $Prop_{unmet}$ = the proportion of non-users who have an unmet need for family planning (modeled).

All indicators were modeled entirely separately for married/in-union women and for not currently married women. All stage one linear models included IHME's Sociodemographic Index (SDI) and 5-year age group as covariates.⁸ Because unmarried models were more data-sparse, these models also incorporated the corresponding estimates from the married/in-union model as covariates to assist in the stage one model fit. In the case of the unmarried models, a lack of any data on the proportion of non-users with an unmet need in the super-region of North Africa and the Middle East initially resulted in estimates that were improbable given the very low data on contraceptive use in this area and cultural norms regarding unmarried sexual activity. In the absence of any super-regional data, we incorporated the proportion of the population that is Muslim as a covariate to assist the stage one regression fit in reflecting our true prior. Finally, for the purpose of age-splitting and aggregating final estimates, we modeled current marital status by-age in ST-GPR as well.

Sensitivity Analysis

To assess potential bias implicit in the standard indicators themselves, this study included a sensitivity analysis in which two additional indicators were modeled. The first was the proportion of reversible contraceptive users that would have been considered to have a need even if they had not answered that they were using contraception (proportion of users in need). This type of counterfactual question could only be answered with available microdata, and data were crosswalked where survey questions did not match the standard definition. Crosswalks were conducted in the same manner as for the proportion of non-users with an unmet need for family planning, previously described for the main analysis. This indicator was modeled separately by marital status, using SDI and age group as covariates, as well as married/in-union estimates for the unmarried model. The second indicator was the proportion of not married contraceptive users who reported sexual activity within the preceding month, which was similarly only available from microdata and was modeled using SDI and age group as covariates.

Post-processing

Aggregation of final estimates across locations and age were conducted using IHME's age-, sex-, and location-specific population estimates, and age-standardizations used IHME's standard age structure.⁸ Marital status standardizations used the global 2005 values estimated using this study's marital status model. All analyses were conducted in R version 3.4.4.

Results:

In 2019 the global prevalence of modern contraceptive use was 60.1% (95% uncertainty interval [UI] 59.2-60.9%) for married/in-union women ages 15-49 and 18.0% (17.4-18.6%) for unmarried women of the same ages (Table 1). This reflects a notable increase since 1990, when global modern contraceptive use is estimated at 49.4% (48.7-50.1%) for married/in-union women and 14.7% (14.1-15.3%) for unmarried women. Nevertheless, in 2019 large disparities persist across countries, with modern contraceptive use ranging from 1.6% (1.1-2.1%) in Somalia to 92.2% (90.1-93.8%) in China for married/in-union women, and from 0.2% (0.1-

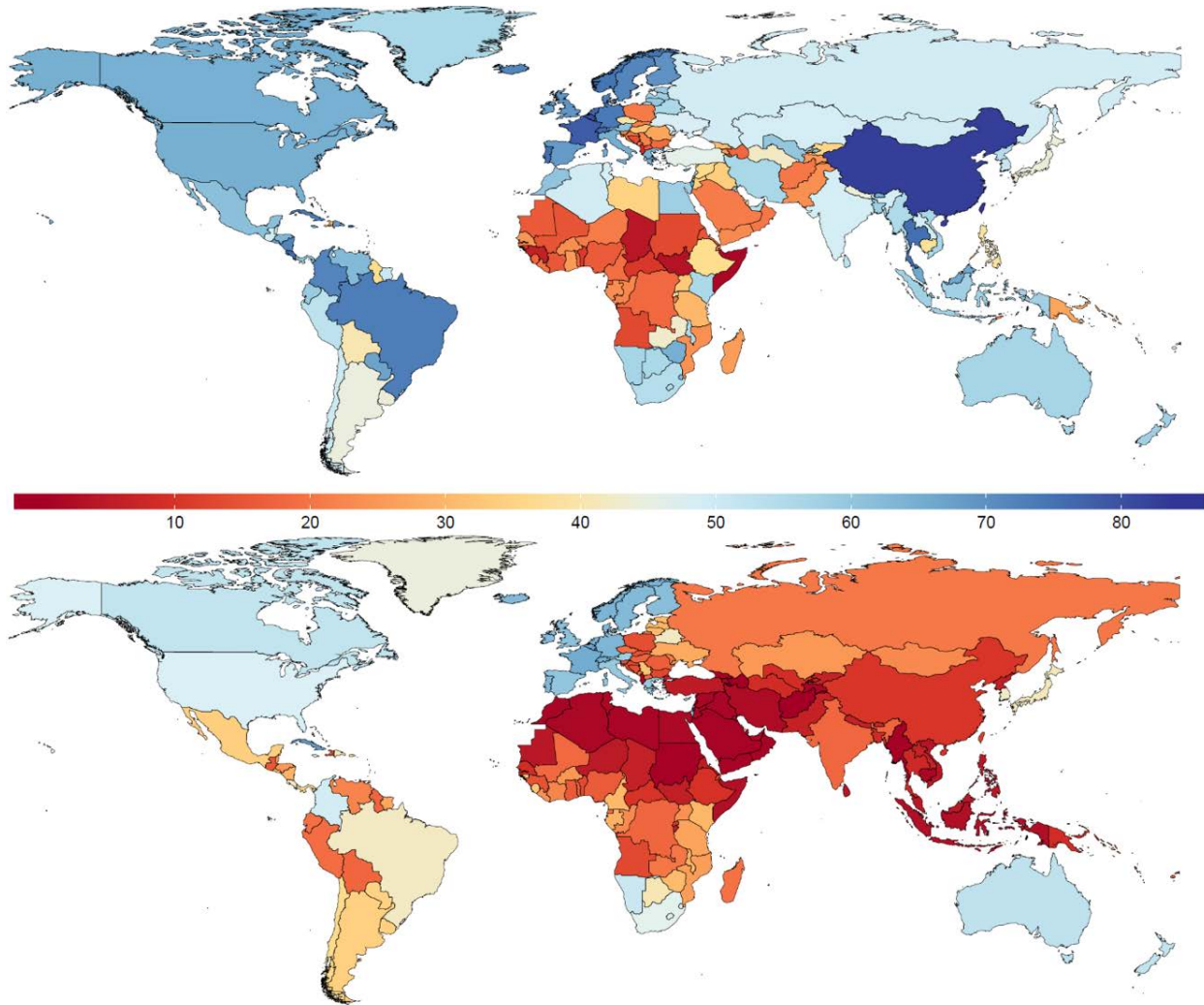


Figure 3 – Age-standardized modern contraceptive use in 2019 map Estimates were only age-standardized across ages 15 to 49 (Top) Married/in-union women (Bottom) Unmarried women

0.4%) in Afghanistan to 66.3% (60.7-71.7%) in Cuba for unmarried women (Table 1). Modern contraceptive use also exhibited a distinct age pattern, with global use among married women the lowest in ages 15-19 at 25.3% (23.3-27.4%) and highest in ages 35-39 at 67.2% (65.4-68.9%) (Table 1). For unmarried women, the corresponding age pattern ranged from 7.0% (6.2-7.9%) in ages 15-19 to 32.3% (30.0-34.8%) in ages 30-34 (Table 1). As marital status and modern contraceptive use both feature significant age trends, controlling for age is necessary to discern differences between groups that are not due to their respective age structures. In 2019, the age-standardized global prevalence of modern contraceptive use was 53.9% (53.0-54.8%) for married/in-union women and 24.1% (23.3-24.9%) for unmarried women (Figure 3).

In 2019 the global demand for family planning satisfied with modern methods in ages 15-49 was 76.0% (75.4-76.7%) for married/in-union women and 79.0% (78.2-79.9%) for unmarried women

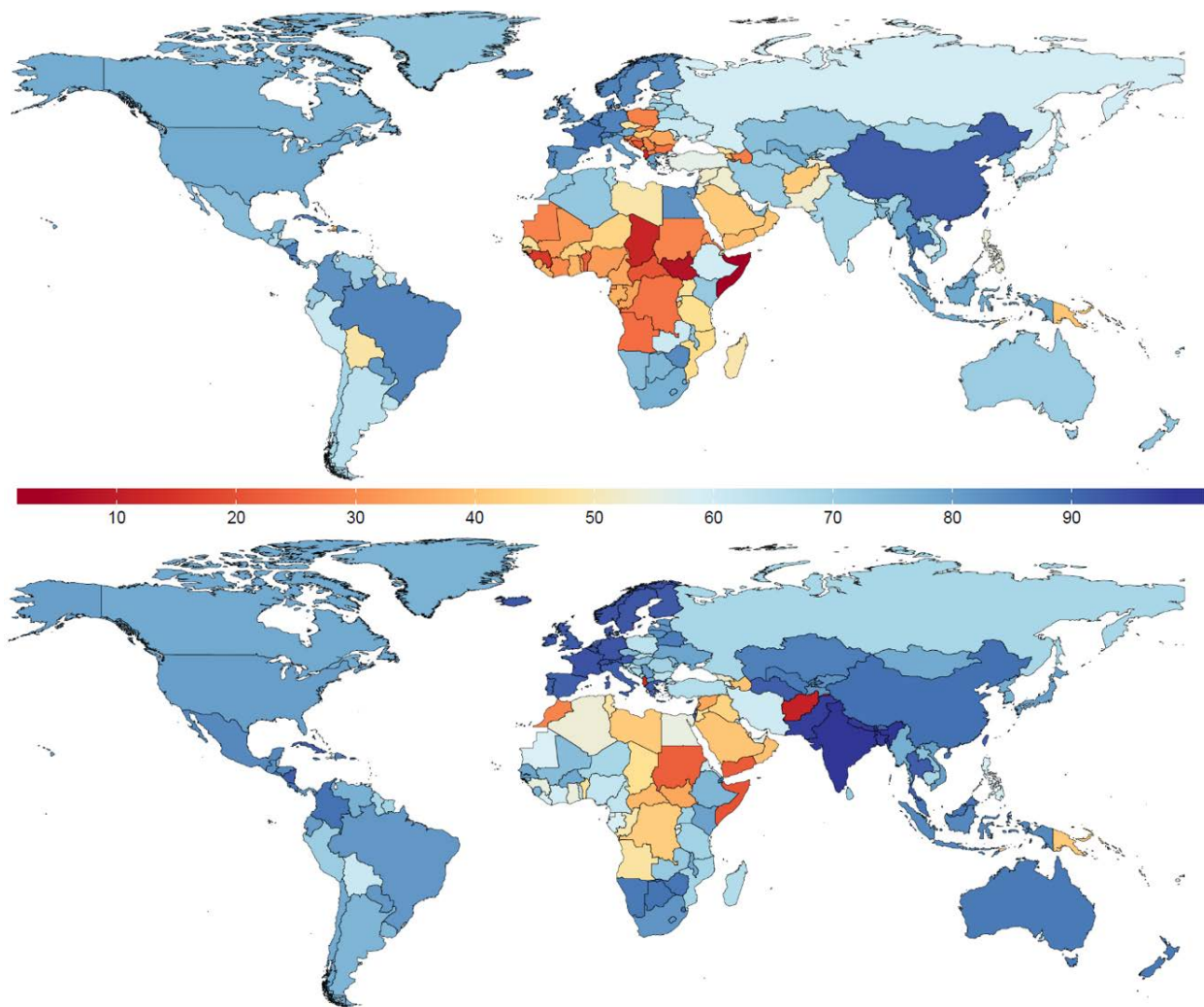


Figure 4 – Age-standardized need for family planning satisfied with modern methods in 2019
map Estimates were only age-standardized across ages 15 to 49 (Top) Married/in-union women
 (Bottom) Unmarried women

(Table 2). In 1990, the estimates are 68.3% (67.6-68.9%) for married/in-union women and 74.7% (73.3-75.9%) for unmarried women. The smaller disparity between married/in-union and unmarried women in the demand satisfied indicator suggests that much of the difference in modern contraceptive use between both groups may be due to underlying differences in need for family planning. 2019 estimates of demand satisfied ranged from 4.3% (3.3-5.6%) in Somalia to 96.7% (95.8-97.4%) in China for married/in-union women, and from 8.9% (4.4-15.8%) in Afghanistan to 97.6% (96.6-98.3%) in Bangladesh for unmarried women (Table 2). Global demand satisfied among married women is lowest in ages 15-19 at 47.2% (44.3-49.9%) and highest in ages 45-49 at 79.9% (78.5-81.2%), and for unmarried women the corresponding age pattern ranged from 68.5% (65.0-71.7%) in ages 15-19 to 92.0% (90.6-93.2%) in ages 45-49 (Table 2). Age-standardized global demand satisfied in 2019 was 72.3% (71.5-73.1%) for

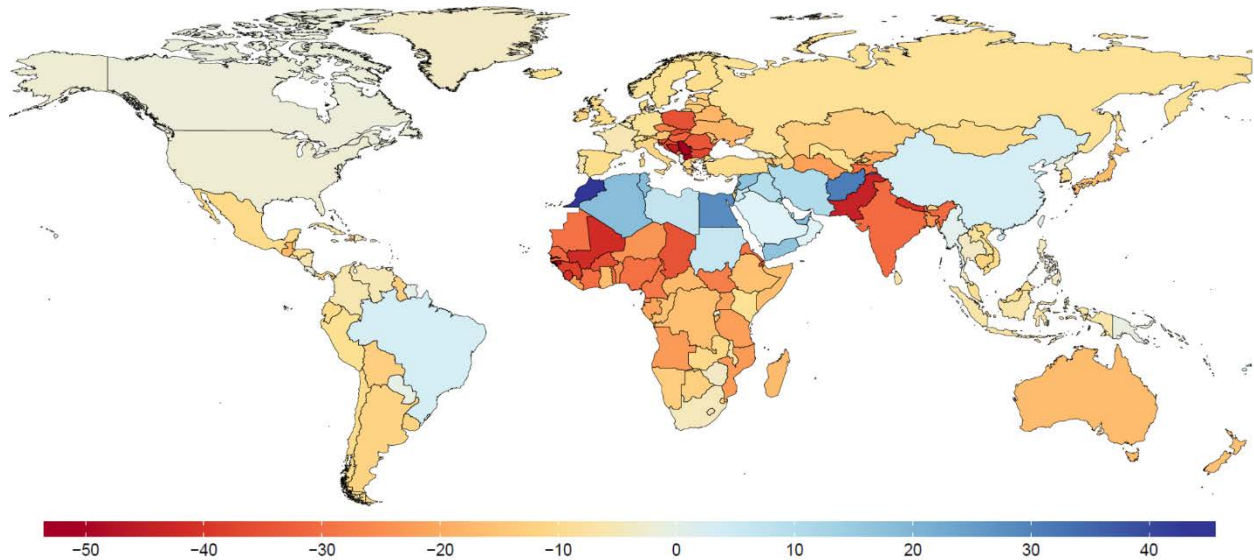


Figure 5 – Percent differences in age-standardized need for family planning satisfied with modern methods by marital status in 2019 map Figure shows married/in-union estimates minus unmarried estimates. Estimates were only age-standardized across ages 15 to 49

married/in-union women and 81.6% (80.8-82.5%) for unmarried women (Figure 4). With the exception of North Africa and the Middle East and a small handful of additional countries, most locations exhibited higher levels of age-standardized demand satisfied among unmarried women compared to married/in-union women (Figure 5). This general pattern persisted for the most part across age, with the exception of Southeast Asia and Oceania which exhibited higher demand satisfied among married/in-union women in younger age groups (Table 2).

This study’s sensitivity analysis found that a larger percentage of married/in-union reversible contraceptive users met the other standard criteria for being considered in need of family planning, whereas a notably smaller percentage fit the criteria among unmarried reversible contraceptive users (Figure 6). The corresponding age-standardized 2019 global estimates are 84.0% (82.9-84.8%) for married/in-union women and 15.4% (13.0-17.8%) for unmarried women. This relationship held across every country in 2019. Age-specific results for unmarried women closely mirrored the proportion of unmarried women reporting sexual activity within the last month, which constitutes an upper bound on the proportion of users able to be defined as having a need (Figure 7). The average country- and age-specific difference between unmarried reversible contraceptive users’ report of sexual activity in the last month and the proportion captured by the broader definition of needing family planning was 10.0% (0.1-31.2%).

Discussion:

This study found significant increases over time in modern contraceptive use at a global level among both married/in-union and unmarried women, though substantial disparities persist across

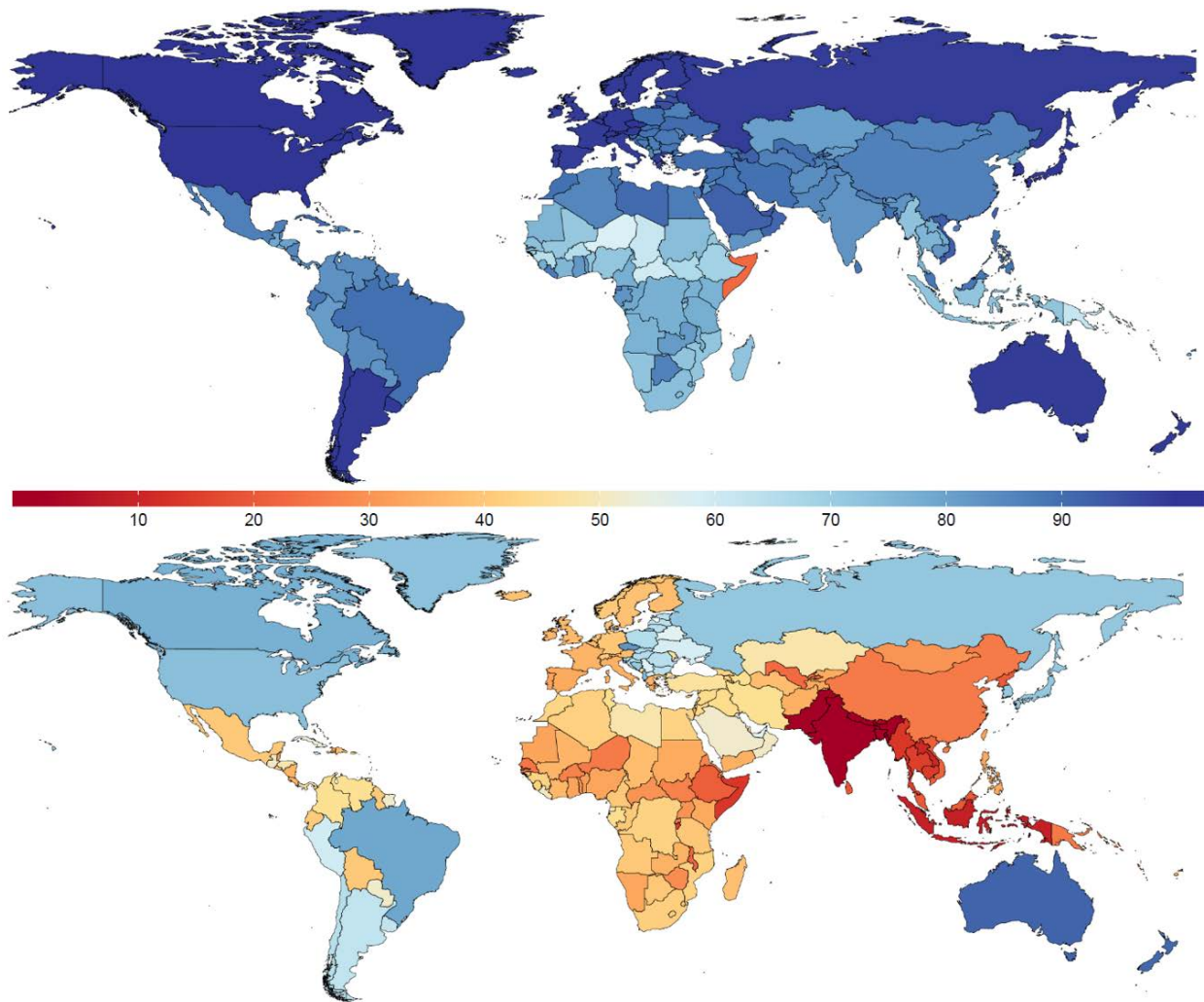


Figure 6 – Age-standardized proportion of reversible contraceptive users otherwise meeting criteria for having a need for family planning in 2019 map Estimates were only age-standardized across ages 15 to 49 (Top) Married/in-union women (Bottom) Unmarried women

geographies, age, and marital status. However, variations in underlying levels of need for family planning complicate interpretations of differences in modern contraceptive use, making demand satisfied a more useful metric for comparison purposes. Interestingly, while temporal and geographic trends in demand satisfied are relatively similar to those of modern contraceptive use, its relationship to marital status is reversed. Whereas unmarried women tend to have much lower levels of modern contraceptive use, their demand satisfied in most regions of the world is higher than that of married/in-union women, indicating much lower levels of need for family planning among unmarried women. It is also important to note that most of the handful of countries where married/in-union women have higher demand satisfied than unmarried women are locations where this study had very limited data on unmarried women, suggesting that these exceptions to the global trend may not be supported by much evidence.

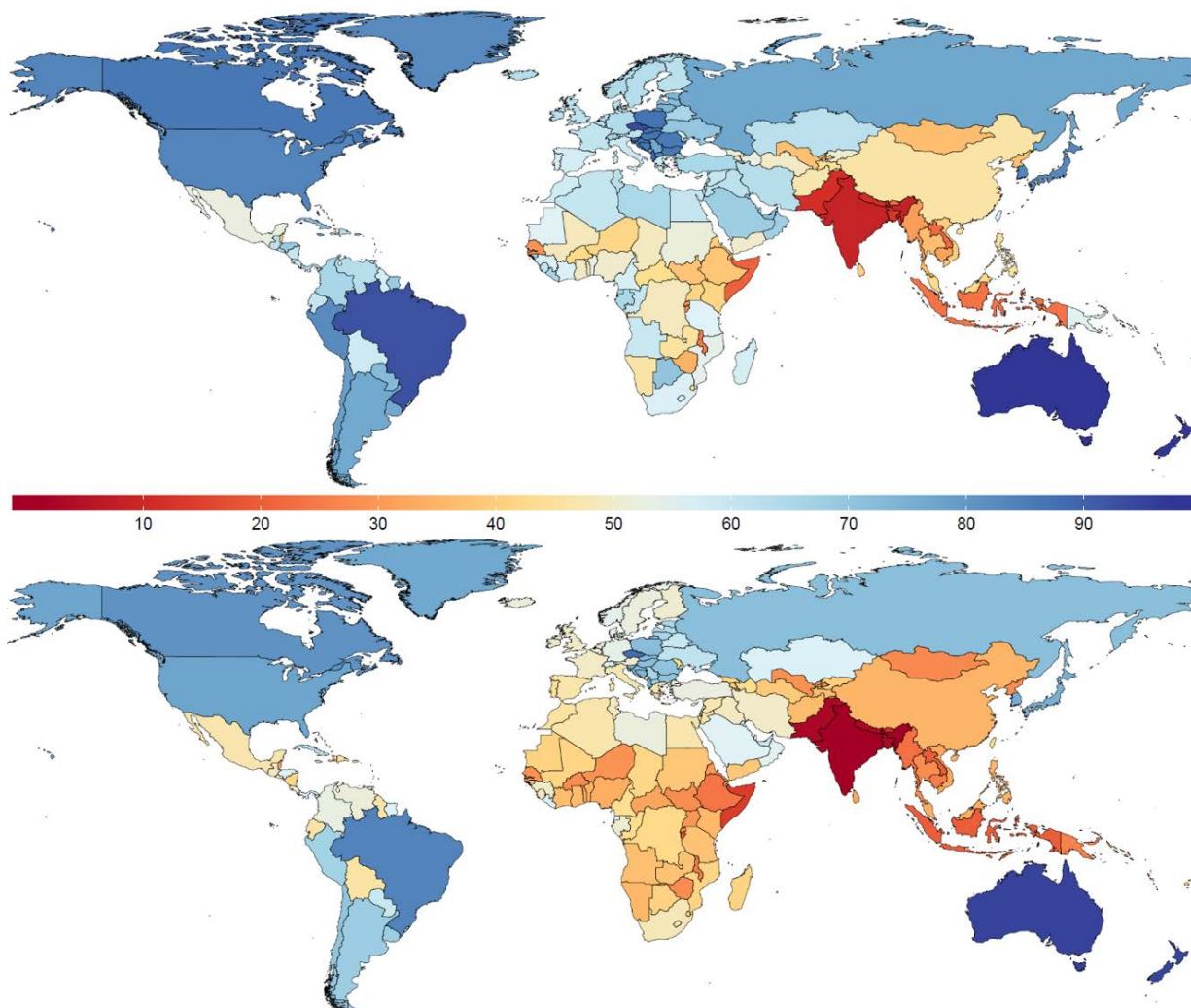


Figure 7 – Proportion of unmarried reversible contraceptive users ages 20-24 in 2019 map
 (Top) Those reporting sexual activity in the preceding month, a required component of the criteria for having a need for family planning if unmarried (Bottom) Those meeting all necessary criteria for having a need for family planning

There could be a number of underlying explanations for the finding that unmarried women in need of family planning are using modern contraceptives at higher rates than married/in-union women in need. One potential explanatory factor relates to access, and would posit that unmarried women in need have better access to modern methods. While prevalent stigma against unmarried sexual activity might suggest that access to contraceptives in this group should be lower than among married/in-union women, it is also possible that unmarried status is associated with other cultural, socioeconomic, or geographic drivers of access and use, such as higher levels of education, less religious lifestyles, or living in urban settings.

Another explanatory factor could be the strength of motivation for using contraception. The standard definition of having a need for family planning is derived from women’s fertility

preferences rather than their explicit preference for contraceptives. As such, many women considered to have a need for family planning may not be particularly interested in modern methods. Such preferences could be differential across marital status, particularly if married/in-union women expressing a desire to delay fertility experience higher levels of pregnancy ambivalence, or if the social and economic repercussions of pregnancy for unmarried women make consistent use of effective methods an imperative. Unmarried women without a consistent partner may also be more motivated to use modern barrier methods of contraception for the added protection against HIV and other sexually transmitted infections, which may not be of much concern to married/in-union women in longstanding monogamous relationships.

A third explanatory factor could relate to preferences for and availability of specific types of modern contraception. Methods vary considerably in their length of protection, their efficacy, their potential side effects, the level of control granted to the female partner, and the requirements for user action and interaction with healthcare providers. It is likely that method preferences between married/in-union and unmarried women differ significantly. For example, unmarried women may be more interested in longer-acting discrete methods over which they have complete control, whereas married/in-union women may not want to delay their fertility for long, and might have more trust in their partner to be in charge of the method. Thus, differential demand satisfied could be the result of skewed availability and accessibility of contraceptives that favor methods that appeal to the preferences of unmarried women.

A fourth explanatory factor relates to the preferences of a woman's partner. Married/in-union women often must balance their own fertility and contraceptive preferences with those of their partner, who may have very different desires for the couple and family. The indicator definition for having a need for family planning is based on the woman's fertility preferences, but in many partnerships men have a larger say in how many children the couple has, and whether and which methods of birth control are used. Such discrepant preferences may have a larger impact on the actions of married/in-union women than unmarried women, and could thus contribute to lower levels of demand satisfied in this group.

However, it may also be the case that there is differential bias in this study's estimates for the two groups, such that the levels between them cannot be accurately compared. Given the stigma surrounding reproduction and sexual activity, one notable consideration is the issue of reporting bias. We might expect unmarried women to experience more discomfort disclosing their sexual activity, and if that bias is differential across contraceptive use status, then we may be observing a pattern where unmarried women who are using modern methods are reporting their sexual activity at higher rates than unmarried women who are not using modern methods, thus inflating estimates of demand satisfied for this group. Similarly, if unmarried sexually active women feel that society or the survey interviewer expects them to be using a modern method of birth control, then they may feel pressure to over-report modern method use compared to married/in-union women. Conversely, in places where large families are culturally valued, married/in-union women may feel pressured to conceal their use of birth control and under-report method use.

One final explanation could relate to bias by marital status that is inherent in the demand satisfied indicator definition itself, which was the theory explored in this study's sensitivity

analysis. It was difficult to assess the validity of the demand satisfied construct without any data on women who truly did or did not have a need for family planning, however we determined that contraceptive users were a subgroup that could safely be assumed to have a true need. This subgroup was further restricted to just users of reversible methods, since need for family planning is a time-dependent construct based on both fertility preferences and fecundity, and might thus be out of sync with the contraceptive use of women (or their partners) who were once sterilized. The modeled estimates for this analysis represent the proportion of reversible contraceptive users that would have been captured in the definition of needing family planning even if they had not reported current use of a method. Within a misclassification framework, this constituted a proxy measure of sensitivity, since it presumes to reflect the indicator's broader ability to capture true cases in which women have a need for contraception. However, to use these results as accurate estimates of sensitivity for the purposes of generating adjusted estimates of demand satisfied would require assuming that contraceptive users are a representative sample of all women in need of family planning, which is very unlikely to be true in reality. Nevertheless, this pseudo-measure of sensitivity still reveals important insights regarding the indicator's likely effectiveness in capturing true need within the two marital status groups.

The sensitivity analysis found substantially higher proportions of married/in-union reversible contraceptive users identified as having a need for contraception compared to unmarried reversible method users, suggesting that this indicator may have worse performance in capturing unmet need among unmarried women. While many potential explanations for this finding could exist, one notable consideration is the different criteria between marital groups for being considered at-risk for pregnancy. While married/in-union women are assumed to be sexually active, unmarried women must report sexual activity within the preceding month, a relatively short window, to be at-risk. Modeled estimates of the proportion of unmarried reversible contraceptive users reporting sexual activity within the preceding month revealed values and geographic trends closely mirroring those of the proportion of unmarried women found to have a need for family planning, for which it is an upper bound. This suggests that much of the difference in this pseudo-sensitivity measure across marital status may be attributed to a lack of reported sexual activity in the preceding month among unmarried women, and implies that relaxing that requirement—perhaps by expanding the time window under consideration—might result in a less biased indicator.

This study had many strengths, including its standardization of input data via crosswalks trained on counterfactually re-extracted microdata, its application of uniform definitions of modern versus traditional methods, its use of flexible modeling techniques to capture variable trends over time, its framework of nested proportions to ensure internally consistent estimates across models, its modeling of indicators by-age to control for age structures in inter-group comparisons, and its use of married/in-union estimates to inform the more data-sparse unmarried models.

Additionally, the study's sensitivity analysis revealed compelling evidence that the current definition of the need for family planning indicator does not equitably capture need across marital status groups, and that much of the bias may be due to the requirement that unmarried women report sexual activity within the preceding month.

Nevertheless, this study also exhibited a number of noteworthy limitations. Input data density and quality differed across geographies, with particularly scarce data for some of the unmarried models. Residual biases after data adjustments may contribute to some of the geographic differences across geographies. Similarly, differential data coverage between marital status models may be partially responsible for differences in the final estimates between groups. Another limitation of this analysis is its use of self-report data on highly stigmatized topics, which is likely to introduce differential bias in the estimates and undermine comparability across marital status. Lastly, because this study's sensitivity analysis could only validate standard indicator definitions against the highly selected subgroup of women already using reversible contraception, the results cannot be regarded as true measures of sensitivity. It is possible that the standard indicator captures unmet need in both marital status groups equally well, and only exhibits a bias among contraceptive users. Similarly, just because the proportion of unmarried reversible contraceptive users reporting sexual activity within the month closely reflects the levels captured by the entire definition of need for family planning does not necessarily mean that removing or adjusting this component of the definition would dramatically change the proportion of unmarried women being captured by the indicator. More research using available microdata and additional validation techniques would be required to assess the true bias and effect of the current need for family planning definition.

Implications:

From a research perspective, this study highlights many areas for improvement in the estimation of family planning indicators by marital status. The relative scarcity of data on unmarried women, particularly in certain geographic regions, makes it very difficult to assess trends and unmet need in this demographic. Additional data collection, particularly for this often overlooked group, would contribute significantly to improving estimates. In the same vein, there may be ways of further reducing reporting bias on stigmatized topics in international surveys, which would increase the accuracy of the data that is collected from unmarried women. This study's sensitivity analysis found compelling evidence suggesting that the standard definition of having a need for family planning may have differential sensitivity across marital status, thus underestimating unmet need among unmarried women. If true, this finding implies that changes to this indicator are warranted. Given further evidence that the requirement of reporting sexual activity within the last month introduces very low upper bounds on the indicator's sensitivity for unmarried women, expanding the time window of sexual activity to be considered at-risk of pregnancy could reduce this bias substantially.

The myriad potential interpretations of this study's results also highlight the disconnect between what these standard indicators actually measure and what policymakers hope they can reflect. The concept and definition of need for family planning was developed from a demographic framework with a focus on women's fertility, rather than their actual interaction with reproductive and sexual health services. If stakeholders and policymakers want metrics that directly measure access to services and the extent to which women's family planning preferences are being met, then the international family planning field should shift its focus towards more

direct measures of these concepts, using data on women's explicit desire for contraceptives, the reported accessibility of methods, and women's preferences regarding which method they want to use.

Finally, the large difference in modern contraceptive prevalence and demand satisfied across geographies, age, and marital status suggests that increased investment in the accessible provision of sexual and reproductive health services is critical, particularly ones that target parts of the developing world, as well as adolescents and young adults. Though in most geographic regions our main analysis does not immediately highlight unmarried women as a group facing large disparities in these indicators, other considerations regarding potential bias in these estimates suggest that the true unmet need for family planning among unmarried women may be much greater than is currently estimated. Therefore, the potential for major disparities and deficits in service provision for this group should not be ignored.

References:

1. UNFPA. *By Choice, Not By Chance: Family Planning, Human Rights and Development.*; 2012.
2. Bradley SEK, Casterline JB. Understanding Unmet Need: History, Theory, and Measurement. *Stud Fam Plann.* 2014;45:123-150.
3. FP2020. *Progress Report 2018 - Family Planning 2020.*; 2018.
4. Transforming our world: the 2030 agenda for sustainable development. *United Nations.* 2015.
5. World Contraceptive Use 2019. *United Nations, Dep Econ Soc Aff Popul Div.* 2019.
6. Lozano R, Fullman N, Abate D, et al. Measuring progress from 1990 to 2017 and projecting attainment to 2030 of the health-related Sustainable Development Goals for 195 countries and territories: a systematic analysis for the Global Burden of Disease Study 2017. *Lancet.* 2018:2091-2138. doi:10.1016/S0140-6736(18)32281-5
7. Bradley SEK, Croft TN, Fishel JD. Revising Unmet Need for Family Planning: DHS Analytical Studies No. 25. 2012;(January):63.
8. Murray CJL, Callender CSKH, Kulikoff XR, et al. Population and fertility by age and sex for 195 countries and territories, 1950–2017: a systematic analysis for the Global Burden of Disease Study 2017. *Lancet.* 2018:1995-2051. doi:10.1016/S0140-6736(18)32278-5
9. Stanaway JD, Afshin A, Gakidou E, et al. Global, regional, and national comparative risk assessment of 84 behavioural, environmental and occupational, and metabolic risks or clusters of risks for 195 countries and territories, 1990-2017: A systematic analysis for the Global Burden of Disease Study 2017. *Lancet.* 2018:1923-1994. doi:10.1016/S0140-6736(18)32225-6

Appendix:

Table 1 – Modern contraceptive prevalence in 2019, by age and marital status

| Location | Group | 15-19 | 20-24 | 25-29 | 30-34 | 35-39 | 40-44 | 45-49 | 15-49 | Age-standardized |
|-------------|-------------------|------------------------|------------------------|------------------------|------------------------|------------------------|------------------------|------------------------|------------------------|------------------------|
| Global | Married /in-union | 25.3 (23.3 to 27.4) | 44.6 (41.5 to 47.5) | 57.7 (55.4 to 59.9) | 65.8 (63.8 to 67.5) | 67.2 (65.4 to 68.9) | 66.4 (64.6 to 67.9) | 59.9 (57.5 to 62) | 60.1 (59.2 to 60.9) | 53.9 (53 to 54.8) |
| | Unmarried | 7 (6.2 to 7.9) | 19.9 (18.5 to 21.3) | 28 (26.1 to 30) | 32.3 (30 to 34.8) | 31.1 (28.5 to 33.7) | 30.3 (27.7 to 33.1) | 23.9 (21.2 to 26.9) | 18 (17.4 to 18.6) | 24.1 (23.3 to 24.9) |
| China | Married /in-union | 43.5 (28.1 to 59.4) | 76.5 (63 to 85.3) | 91.3 (85.5 to 94.9) | 96 (93.4 to 97.7) | 97 (95 to 98.3) | 96.3 (94.1 to 97.8) | 88.9 (82.4 to 93.7) | 92.2 (90.1 to 93.8) | 82.7 (79.3 to 85.9) |
| | Unmarried | 0.6 (0.2 to 1.7) | 3.1 (0.9 to 7.5) | 8.2 (2.2 to 18.8) | 15.1 (4.5 to 34.3) | 19.1 (5.7 to 41.2) | 16.1 (5.5 to 35.3) | 14.6 (4.4 to 32.5) | 3.5 (2.2 to 5.3) | 10.3 (6.5 to 15.4) |
| North Korea | Married /in-union | 27.8 (17.6 to 39.5) | 18.9 (13.6 to 24.8) | 45 (39.2 to 50.9) | 69.1 (63.3 to 74.3) | 84.4 (79.8 to 88.4) | 84.3 (79.4 to 88.3) | 67.7 (62 to 73) | 63.8 (61.5 to 66.1) | 54.1 (51.6 to 56.9) |
| | Unmarried | 0.4 (0.1 to 1.1) | 1.2 (0.3 to 3.3) | 3.3 (0.8 to 8.4) | 6.5 (1.9 to 16.4) | 11.6 (3.5 to 27.2) | 10.1 (3.1 to 23.5) | 9.5 (2.5 to 23.4) | 3.4 (2.1 to 5.1) | 5.6 (3.2 to 8.6) |
| Taiwan | Married /in-union | 65.1 (49.8 to 78.3) | 67 (51.3 to 78.8) | 86.3 (78.4 to 92.2) | 94 (90.6 to 96.4) | 96.2 (94 to 97.8) | 96.2 (94 to 97.8) | 91.9 (86.8 to 95.2) | 91.7 (89.7 to 93.3) | 83.9 (80.5 to 87.3) |
| | Unmarried | 0.9 (0.3 to 2.4) | 2.9 (0.7 to 7.2) | 7.8 (2.2 to 20.6) | 14.8 (4.7 to 32.8) | 22 (7.2 to 44.8) | 19.7 (5.9 to 42.1) | 18.1 (5.5 to 39) | 8 (5.1 to 11.9) | 11.4 (7.3 to 16.6) |
| Cambodia | Married /in-union | 22.7 (15.1 to 31.4) | 37 (28.7 to 45.7) | 46 (37 to 56.4) | 49.5 (39.7 to 58.6) | 50.3 (41.4 to 59.9) | 41.4 (32.6 to 51) | 21.3 (14.3 to 29.6) | 42.1 (38.4 to 45.9) | 38.5 (35.2 to 42.1) |
| | Unmarried | 0.1 (0 to 0.3) | 1 (0.5 to 1.8) | 1.1 (0.5 to 2.1) | 1.6 (0.7 to 3.1) | 2.9 (1.2 to 6.1) | 2.2 (0.9 to 4.2) | 2.3 (1 to 4.6) | 1 (0.7 to 1.3) | 1.5 (1.1 to 2.1) |
| Indonesia | Married /in-union | 47.5 (40.3 to 55) | 59.8 (53.4 to 66.5) | 59.2 (53.2 to 65.1) | 63.1 (56.9 to 68.9) | 64.9 (58.8 to 70.1) | 61.9 (55.3 to 67.5) | 46.8 (40.9 to 52.3) | 59.4 (57 to 61.8) | 57.7 (55.2 to 60.3) |
| | Unmarried | 0.2 (0.1 to 0.4) | 0.4 (0.2 to 0.9) | 1.8 (1 to 3.1) | 4.4 (2.7 to 6.7) | 3.5 (1.9 to 5.8) | 3.4 (2.1 to 5.4) | 5.5 (3.5 to 8.1) | 1.1 (0.9 to 1.3) | 2.5 (2 to 3.1) |
| Laos | Married /in-union | 30.4 (25.2 to 36.1) | 44.9 (39.1 to 50.7) | 53.2 (47.2 to 58.6) | 59.8 (53.9 to 65.2) | 62 (56.2 to 67.3) | 53.4 (47.7 to 59) | 37.7 (32.5 to 43.5) | 51.6 (49.4 to 53.8) | 48.5 (46.4 to 50.7) |
| | Unmarried | 0.8 (0.3 to 1.9) | 4.8 (3.1 to 7.1) | 6.1 (3.8 to 9.2) | 9.3 (6 to 13.3) | 12.1 (8 to 17.9) | 6.7 (3.8 to 10.4) | 8.5 (5.2 to 12.8) | 3.7 (3.1 to 4.6) | 6.6 (5.6 to 7.8) |
| Malaysia | Married /in-union | 52.9 (36.2 to 67.7) | 65.5 (50.6 to 77.2) | 69.8 (56.3 to 80.2) | 73 (61.7 to 83.2) | 74 (62.1 to 83.2) | 70.1 (58.1 to 80.4) | 57.1 (41.9 to 70.8) | 68.9 (63.6 to 73.6) | 65.9 (60.9 to 70.7) |
| | Unmarried | 0.4 (0.1 to 1.2) | 1.5 (0.4 to 3.7) | 3.4 (0.9 to 8.1) | 5.2 (1.5 to 13) | 7.2 (2 to 18.7) | 7 (2.1 to 17.4) | 7.8 (2.1 to 19.5) | 2.7 (1.7 to 4.1) | 4.3 (2.6 to 6.7) |
| Maldives | Married /in-union | 15 (8.5 to 23.9) | 18 (10.8 to 27.4) | 20.8 (12.9 to 30.1) | 26.2 (17.9 to 36.1) | 31 (21.4 to 42.6) | 32.3 (22.5 to 42.3) | 26.8 (18 to 38) | 26.1 (22.2 to 30.4) | 23.6 (20.2 to 27.3) |
| | Unmarried | 0.1 (0 to 0.3) | 0.5 (0.2 to 1.2) | 2.4 (0.8 to 5.1) | 1 (0.3 to 2.3) | 5.2 (2.1 to 10.4) | 5.4 (2.1 to 10.5) | 11.4 (5 to 22.1) | 1.8 (1.2 to 2.6) | 3.2 (2.1 to 4.8) |
| Myanmar | Married /in-union | 56.2 (46.5 to 65.8) | 61.3 (51.6 to 70.2) | 61.3 (51.8 to 69.9) | 60.5 (50.7 to 69.3) | 64 (53.7 to 72.7) | 49.9 (40.1 to 59.6) | 26.3 (18.6 to 35.4) | 54.5 (50.8 to 58) | 55.5 (51.9 to 59.2) |
| | Unmarried | 0.1 (0 to 0.4) | 0.4 (0.1 to 1) | 1.2 (0.4 to 2.5) | 0.5 (0.1 to 1.2) | 1.6 (0.6 to 3.7) | 0.9 (0.3 to 2.3) | 0.7 (0.2 to 1.7) | 0.6 (0.4 to 0.9) | 0.8 (0.5 to 1.1) |

| | | | | | | | | | | |
|--------------------------------|-------------------|------------------------|------------------------|------------------------|------------------------|------------------------|------------------------|------------------------|------------------------|------------------------|
| Philippines | Married /in-union | 25.2 (19.2 to 32.4) | 41 (33.6 to 48.8) | 44.4 (36.7 to 51.8) | 47.5 (40.1 to 54.4) | 46 (38.4 to 53.4) | 41.2 (34 to 48.9) | 26.7 (21.1 to 33.4) | 41.4 (38.5 to 44.4) | 39 (36.3 to 41.8) |
| Philippines | Unmarried | 0.4 (0.1 to 0.9) | 2.1 (1.2 to 3.5) | 3.8 (2.1 to 6.5) | 5.2 (3.1 to 7.8) | 4.8 (2.7 to 7.9) | 7.7 (4.3 to 12.4) | 5.4 (2.9 to 9.1) | 2.3 (1.9 to 2.9) | 4 (3.2 to 4.9) |
| Sri Lanka | Married /in-union | 41.9 (33.2 to 50.9) | 51.1 (43.2 to 59.4) | 54.3 (46.3 to 62) | 57.9 (49.8 to 65.5) | 62 (54.2 to 69.1) | 60 (52.6 to 66.9) | 49.2 (41.3 to 56.3) | 56.4 (53.3 to 59.4) | 53.4 (50.3 to 56.4) |
| Sri Lanka | Unmarried | 0.3 (0.1 to 0.8) | 1.1 (0.3 to 3) | 2.4 (0.6 to 6.4) | 4.1 (1.1 to 10) | 6.2 (1.7 to 14.8) | 6.4 (1.8 to 16.2) | 7.6 (1.9 to 18.7) | 2 (1.2 to 3.1) | 3.7 (2.2 to 5.8) |
| Thailand | Married /in-union | 70.4 (63.6 to 76.5) | 72.5 (66.4 to 78) | 75.5 (70 to 80.4) | 77.4 (71.9 to 82.1) | 80.2 (75.1 to 84.6) | 79.7 (74.5 to 84.3) | 73.6 (68 to 78.9) | 76.7 (74.6 to 78.8) | 75.4 (73.3 to 77.3) |
| Thailand | Unmarried | 1.1 (0.5 to 2.1) | 2.9 (1.5 to 5.1) | 3.6 (2 to 6.2) | 8.4 (4.8 to 13.7) | 9.9 (5.8 to 16) | 14.7 (9 to 22.1) | 21.1 (13.5 to 30.3) | 6.8 (5.5 to 8.2) | 7.9 (6.4 to 9.4) |
| Timor-Leste | Married /in-union | 9.1 (5.7 to 13.8) | 18.5 (13.7 to 23.8) | 26.1 (20.5 to 32.2) | 29.8 (23.8 to 36.2) | 29.5 (23.3 to 35.8) | 23.3 (17.9 to 29.2) | 14.2 (10.1 to 19) | 23.7 (21.4 to 25.9) | 21.4 (19.4 to 23.4) |
| Timor-Leste | Unmarried | 0.1 (0 to 0.2) | 0.7 (0.3 to 1.4) | 0.9 (0.4 to 1.9) | 1.2 (0.4 to 2.9) | 3.6 (1.5 to 7.7) | 0.3 (0.1 to 0.6) | 1.2 (0.4 to 2.9) | 0.5 (0.3 to 0.7) | 1.1 (0.7 to 1.8) |
| Vietnam | Married /in-union | 30.6 (21.8 to 41.1) | 49.2 (40.6 to 57.6) | 61.9 (54.2 to 69.8) | 70.3 (63 to 76.4) | 70.2 (62.2 to 76.7) | 66.4 (59.1 to 73.6) | 50.2 (42.2 to 58.2) | 62.6 (59.6 to 65.5) | 56.2 (53.2 to 59.4) |
| Vietnam | Unmarried | 0.2 (0.1 to 0.5) | 0.5 (0.2 to 1.2) | 2 (0.8 to 4.3) | 4.8 (2.1 to 9.7) | 8.3 (4 to 16) | 8.9 (4.2 to 16.6) | 3.3 (1.3 to 6.8) | 1.9 (1.4 to 2.6) | 3.7 (2.6 to 5.1) |
| Fiji | Married /in-union | 31.2 (18.2 to 45.4) | 43.9 (28.8 to 59.5) | 51.4 (36.2 to 64.5) | 58 (42.9 to 70.8) | 60.1 (45.4 to 73) | 57.4 (42.8 to 71.1) | 47.9 (31.9 to 64.2) | 53.6 (48.3 to 59.4) | 49.3 (43.9 to 54.8) |
| Fiji | Unmarried | 2.5 (0.6 to 6.4) | 8.6 (2.3 to 21) | 14 (4.5 to 30.9) | 23.3 (8.1 to 44.4) | 21.4 (7.1 to 41.8) | 14.5 (4.6 to 31.8) | 16 (5.2 to 33.6) | 9.1 (5.8 to 13.4) | 13.8 (9.1 to 19.2) |
| Kiribati | Married /in-union | 1.7 (0.8 to 3.3) | 16.9 (10.4 to 25.4) | 20.9 (12.8 to 31) | 23.9 (15 to 34.1) | 26.1 (17.1 to 37.2) | 22.5 (14.2 to 31.9) | 11.9 (6.7 to 19) | 20.3 (16.7 to 24.1) | 17.4 (14.5 to 20.6) |
| Kiribati | Unmarried | 0.7 (0.2 to 1.5) | 3.5 (1.1 to 7.7) | 8.3 (3 to 18.1) | 13.3 (5.3 to 26.8) | 5 (1.6 to 11.2) | 1.4 (0.4 to 3.8) | 4.3 (1.3 to 10.4) | 3 (1.9 to 4.5) | 5.2 (3.4 to 7.7) |
| Marshall Islands | Married /in-union | 29.3 (18.2 to 43.1) | 31.9 (20.7 to 45.7) | 46 (32.8 to 59.3) | 53.1 (39.3 to 65.8) | 61.9 (48.6 to 74.1) | 61 (48.1 to 72.9) | 57.4 (42.5 to 70.4) | 50.8 (45.9 to 55.9) | 47.2 (42.5 to 52.2) |
| Marshall Islands | Unmarried | 12.9 (4.3 to 26.4) | 23.9 (9.6 to 43.2) | 36.7 (18.6 to 56.9) | 53.3 (32.3 to 71.4) | 52.7 (32.2 to 71.9) | 35.1 (17.3 to 57.9) | 40.1 (20.1 to 62.4) | 23.7 (17.4 to 31.9) | 35.4 (29 to 42.7) |
| Federated States of Micronesia | Married /in-union | 20.5 (11.2 to 32.3) | 31.6 (19.6 to 45.6) | 39.6 (25.4 to 53.8) | 44.6 (29.3 to 58.9) | 47.1 (31.7 to 61.4) | 45.8 (31 to 61.6) | 39.6 (25.5 to 55.8) | 40.9 (35.3 to 46.7) | 37.6 (32.2 to 42.7) |
| Federated States of Micronesia | Unmarried | 1.9 (0.5 to 4.9) | 6.7 (1.9 to 16.7) | 11.4 (3.4 to 26.5) | 19.4 (6.7 to 39.5) | 17.5 (6.2 to 37.1) | 11.8 (3.5 to 27.8) | 14 (4.5 to 30.8) | 6.3 (4 to 9.6) | 11.4 (7.3 to 16.1) |
| Papua New Guinea | Married /in-union | 15.3 (8.6 to 23.1) | 22.4 (13.4 to 32.7) | 26.7 (17 to 38.3) | 31.5 (21 to 42.8) | 34.8 (23.2 to 47.2) | 35.8 (24.6 to 47.7) | 28.1 (18.2 to 40.4) | 29.3 (24.8 to 34.2) | 27.2 (23 to 31.3) |
| Papua New Guinea | Unmarried | 1.4 (0.4 to 3.6) | 3.8 (1.3 to 8.6) | 8 (2.8 to 16.5) | 9.7 (3.6 to 20.2) | 12.2 (4.4 to 24.6) | 14.4 (5.5 to 28.1) | 15.6 (5.4 to 31.9) | 4.5 (3.2 to 6.4) | 8.6 (5.8 to 12.3) |
| Samoa | Married /in-union | 9.3 (5 to 15.3) | 23.7 (14.9 to 34.5) | 26.7 (17.3 to 37.4) | 35.9 (25.4 to 47.7) | 36.4 (25.4 to 48.2) | 34.1 (23.6 to 46.4) | 26.4 (17.3 to 37.3) | 30.5 (26.3 to 35) | 26.9 (23.2 to 30.6) |
| Samoa | Unmarried | 0.5 (0.2 to 1.2) | 1.9 (0.6 to 4.5) | 2.4 (0.7 to 5.8) | 10.4 (3.9 to 22.3) | 11.4 (4.4 to 23.7) | 12.4 (4.7 to 25.8) | 5.1 (1.7 to 11.9) | 3.1 (2.1 to 4.5) | 5.9 (3.9 to 8.7) |
| Solomon Islands | Married /in-union | 18.9 (10.6 to 29.7) | 23.6 (14.8 to 35.4) | 24.6 (15.3 to 36.3) | 36.1 (25 to 48.1) | 41.6 (29.2 to 53.3) | 38.8 (27.2 to 51.6) | 47.2 (32.6 to 60.3) | 34.2 (29.5 to 38.9) | 31.7 (27.4 to 35.9) |

| | | | | | | | | | | |
|-----------------|-------------------|------------------------|------------------------|------------------------|------------------------|------------------------|------------------------|------------------------|------------------------|------------------------|
| Solomon Islands | Unmarried | 15.7 (5.6 to 30.2) | 20.6 (9 to 37.2) | 17.9 (7.3 to 34) | 31.2 (14.6 to 50.4) | 30.4 (14.4 to 51.7) | 21 (7.7 to 41.4) | 28.3 (11.8 to 53.5) | 19.2 (12.8 to 27.4) | 23.1 (17.1 to 29.3) |
| Tonga | Married /in-union | 12.8 (6.8 to 20.4) | 20.1 (13.5 to 28.8) | 24.8 (17.5 to 33.1) | 33.5 (24.3 to 43.9) | 37.6 (28.1 to 47.5) | 37.3 (28.4 to 47.1) | 32.6 (23.4 to 42.9) | 31.4 (27.8 to 35.3) | 27.4 (24.3 to 30.7) |
| Tonga | Unmarried | 0.1 (0 to 0.2) | 0.6 (0.2 to 1.4) | 1.4 (0.5 to 3.3) | 5.5 (2.1 to 11.5) | 8.4 (3.7 to 15.6) | 8.8 (3.4 to 17.4) | 14.6 (6.3 to 26.5) | 2 (1.4 to 2.9) | 4.9 (3.3 to 7) |
| Vanuatu | Married /in-union | 28.4 (18.3 to 39.6) | 34.7 (26.1 to 44.5) | 44.8 (35.8 to 54.6) | 45.7 (36 to 56) | 44.9 (35.3 to 55.5) | 39.8 (30.9 to 48.8) | 40.3 (30.7 to 50.5) | 41.6 (37.8 to 45.5) | 39.4 (35.8 to 43.4) |
| Vanuatu | Unmarried | 4.7 (2.1 to 8.9) | 15.4 (8.6 to 25.8) | 15.8 (8.4 to 26.9) | 24.4 (13.1 to 39.2) | 16.4 (7.6 to 28.8) | 7.3 (2 to 17.2) | 9.9 (3.1 to 22.8) | 9.7 (7.1 to 13.1) | 13.5 (10.3 to 17.2) |
| Armenia | Married /in-union | 13.7 (7.4 to 21.6) | 20.4 (14.3 to 27.6) | 30.5 (22.8 to 37.6) | 37.6 (29.8 to 45.9) | 34.8 (27.1 to 42.8) | 28.5 (21.5 to 36.1) | 17.2 (11.8 to 23.4) | 29.8 (26.5 to 33.1) | 26 (23.3 to 28.8) |
| Armenia | Unmarried | 0.1 (0 to 0.3) | 0.3 (0.1 to 0.6) | 1 (0.4 to 2) | 0.8 (0.2 to 2) | 1.4 (0.5 to 3.2) | 0.9 (0.3 to 2.1) | 2.4 (1 to 5) | 0.7 (0.5 to 1) | 0.9 (0.6 to 1.3) |
| Azerbaijan | Married /in-union | 4.7 (2.1 to 8.6) | 14.3 (8.2 to 23) | 24.2 (15 to 34.4) | 26.9 (16.8 to 38.4) | 25.5 (16.1 to 36.7) | 19.8 (12.8 to 29.9) | 13.1 (6.9 to 21.2) | 21.5 (17.6 to 25.8) | 18.1 (15 to 21.6) |
| Azerbaijan | Unmarried | 0.1 (0 to 0.2) | 0.1 (0 to 0.3) | 0.2 (0 to 0.4) | 0.6 (0.1 to 1.6) | 0.2 (0 to 0.5) | 0.4 (0.1 to 1) | 1.3 (0.4 to 3.4) | 0.3 (0.2 to 0.5) | 0.4 (0.2 to 0.6) |
| Georgia | Married /in-union | 15.5 (9.2 to 23.9) | 32.8 (22.6 to 43.9) | 39.5 (28.8 to 50.7) | 41.6 (31.4 to 52.6) | 39.3 (28.5 to 51) | 33.3 (23.3 to 44.3) | 14.7 (8 to 23.5) | 33.3 (28.7 to 37.7) | 31.2 (27.3 to 35.2) |
| Georgia | Unmarried | 0.1 (0 to 0.3) | 0.3 (0.1 to 0.7) | 1 (0.3 to 2.4) | 3 (1.1 to 6.7) | 3 (1.1 to 6.7) | 0.9 (0.3 to 2) | 0.2 (0.1 to 0.6) | 1 (0.6 to 1.6) | 1.2 (0.7 to 1.9) |
| Kazakhstan | Married /in-union | 26.4 (17.8 to 36.3) | 41.3 (32.9 to 50.2) | 54.9 (45.9 to 64) | 59.7 (50.8 to 68.6) | 63.5 (55.2 to 71.8) | 59.9 (51.1 to 68.4) | 40.3 (31.4 to 49.5) | 54.5 (51 to 57.9) | 48.8 (45.6 to 52.2) |
| Kazakhstan | Unmarried | 2.1 (0.7 to 4.9) | 16.5 (10.4 to 24.9) | 38.1 (27.5 to 48.9) | 42.5 (32 to 55.5) | 32.8 (21.3 to 45.8) | 29.6 (20.2 to 40.5) | 15.1 (9 to 23.7) | 19.7 (16.9 to 22.5) | 25 (21.5 to 28.5) |
| Kyrgyzstan | Married /in-union | 11.8 (6.8 to 18.9) | 26.1 (18.6 to 35) | 36.9 (28 to 46.7) | 49.5 (39.8 to 59.9) | 51.9 (41.8 to 60.8) | 49.3 (38.7 to 58.7) | 30.6 (22.1 to 40.2) | 40.4 (36.6 to 44.2) | 35.6 (32.3 to 39.1) |
| Kyrgyzstan | Unmarried | 0.5 (0.2 to 1.2) | 3.2 (1.6 to 5.8) | 8.4 (3.8 to 15.5) | 10 (4.9 to 17.8) | 9.9 (4.9 to 17.6) | 10.3 (4.9 to 17.9) | 4.6 (1.9 to 9.1) | 4 (3 to 5.2) | 6.5 (4.9 to 8.5) |
| Mongolia | Married /in-union | 41.5 (29.7 to 53.7) | 46.6 (37.6 to 55.7) | 57.2 (48.7 to 65.3) | 58.5 (49.9 to 66.3) | 59.5 (51 to 67.1) | 50.3 (42.4 to 58.4) | 29.7 (22.6 to 37.5) | 51.8 (48.6 to 55.1) | 49.5 (45.7 to 53.1) |
| Mongolia | Unmarried | 2.1 (0.8 to 4.4) | 20.4 (13 to 28.7) | 32.8 (22 to 43.7) | 26.9 (16.9 to 38.7) | 32.7 (21.8 to 45.8) | 34.3 (22.7 to 47.8) | 14.1 (8 to 22.4) | 17.5 (14.8 to 20.6) | 22.9 (19.5 to 26.6) |
| Tajikistan | Married /in-union | 4 (2 to 6.8) | 14.5 (9.9 to 20.4) | 27.7 (21.6 to 34.3) | 35.3 (28.6 to 42.4) | 43.4 (36.6 to 50.9) | 34.9 (28.6 to 42.4) | 22.1 (16.6 to 28.9) | 28.9 (26.2 to 31.7) | 25.1 (23 to 27.6) |
| Tajikistan | Unmarried | 0.1 (0 to 0.3) | 0.3 (0.1 to 0.8) | 1.6 (0.8 to 3) | 1.3 (0.5 to 2.8) | 2.9 (1.4 to 5.3) | 0.8 (0.3 to 1.9) | 2.7 (1.3 to 5.2) | 0.7 (0.5 to 1) | 1.3 (0.9 to 1.9) |
| Turkmenistan | Married /in-union | 5.1 (2.6 to 8.9) | 25.5 (16.1 to 36) | 42.2 (31.4 to 53.4) | 56.5 (45.5 to 67.6) | 66.2 (55.6 to 75.4) | 66.2 (55.2 to 75.9) | 46.8 (35.3 to 58.1) | 51.6 (47.1 to 56.2) | 42.1 (38.5 to 45.8) |
| Turkmenistan | Unmarried | 0.1 (0 to 0.3) | 1.4 (0.4 to 3.9) | 3.3 (0.9 to 8.2) | 11.4 (3.5 to 26.4) | 14.2 (4.7 to 30) | 22.5 (8 to 44.4) | 12.3 (3.9 to 26.8) | 4.9 (3.1 to 7.2) | 8.5 (5.3 to 12.6) |
| Uzbekistan | Married /in-union | 27.4 (16.6 to 39.1) | 50.1 (37.6 to 62.5) | 69 (57.5 to 78.9) | 73.8 (63.9 to 82.4) | 77.9 (69.4 to 84.9) | 73.7 (63.6 to 82.5) | 53.9 (40.5 to 66.5) | 67.7 (63.3 to 72.1) | 59.8 (55.6 to 63.9) |
| Uzbekistan | Unmarried | 0.1 (0 to 0.4) | 1.1 (0.3 to 2.6) | 10.1 (3.5 to 20.6) | 14 (5.3 to 28.5) | 17.9 (6.7 to 35) | 11.2 (4.1 to 24) | 11.2 (4 to 24) | 4.4 (2.9 to 6.1) | 8.9 (6 to 12.4) |

| | | | | | | | | | | |
|------------------------|-------------------|------------------------|------------------------|------------------------|------------------------|------------------------|------------------------|------------------------|------------------------|------------------------|
| Albania | Married /in-union | 6.7 (3.4 to 11.3) | 8 (4.5 to 13.2) | 10.3 (6 to 16.4) | 10.9 (6.6 to 16.8) | 10.6 (6.1 to 16.8) | 9 (4.9 to 15.1) | 6.8 (3.7 to 11.4) | 9.3 (7.4 to 11.3) | 8.9 (7.2 to 10.8) |
| Albania | Unmarried | 0.3 (0.1 to 0.7) | 2 (1.1 to 3.5) | 3 (1.4 to 5.2) | 1.2 (0.4 to 2.6) | 1.3 (0.5 to 2.8) | 0.2 (0.1 to 0.7) | 1.9 (0.7 to 4) | 1.3 (0.9 to 1.9) | 1.4 (1 to 2) |
| Bosnia and Herzegovina | Married /in-union | 12.5 (5.9 to 21.3) | 10.4 (6 to 16.3) | 14.9 (8.9 to 22.1) | 16.8 (10.5 to 25.1) | 16.7 (10.5 to 24.6) | 15.9 (10 to 23.6) | 10.6 (6 to 16.7) | 14.7 (12 to 17.9) | 14 (11.6 to 16.8) |
| Bosnia and Herzegovina | Unmarried | 2.2 (0.7 to 5.7) | 21.5 (10.5 to 35.9) | 29.4 (15.6 to 44.8) | 17.3 (8.1 to 30.1) | 10.3 (4 to 20.3) | 8.3 (3.2 to 17.5) | 4.7 (1.4 to 10.8) | 13.6 (9.7 to 18.3) | 13.9 (10.5 to 17.9) |
| Bulgaria | Married /in-union | 14.2 (6.8 to 24.4) | 15.4 (7.7 to 25.3) | 18.9 (9.7 to 30.6) | 22.4 (11 to 35.6) | 22.9 (11.8 to 36.2) | 20.7 (11 to 33.8) | 15.1 (7.1 to 25.5) | 19.7 (15 to 25) | 18.4 (14.5 to 22.9) |
| Bulgaria | Unmarried | 4.2 (1.1 to 10.9) | 19.6 (7.2 to 37.7) | 24.8 (8.8 to 44.8) | 15.4 (4.9 to 33.6) | 11.5 (3.4 to 26.5) | 5.3 (1.6 to 12.5) | 6.9 (2 to 17.6) | 12.5 (8 to 17.9) | 13 (8.5 to 18.3) |
| Croatia | Married /in-union | 16.1 (8.4 to 27.1) | 17 (8.7 to 28.3) | 20.9 (11.1 to 33.4) | 24.5 (13.4 to 39.6) | 24.9 (12.7 to 38.9) | 22.8 (12.4 to 36.4) | 17 (8 to 28.1) | 21.8 (16.7 to 27) | 20.3 (16.3 to 24.9) |
| Croatia | Unmarried | 4.6 (1.2 to 10.7) | 20.4 (7.6 to 39.6) | 25.1 (9.9 to 46.2) | 16.6 (5 to 34.8) | 12.4 (4 to 28.9) | 5.9 (1.6 to 14.1) | 7.6 (2.1 to 18.2) | 13.6 (8.9 to 19.8) | 13.7 (9.2 to 19) |
| Czech Republic | Married /in-union | 33.7 (20.1 to 48.2) | 36.5 (22.6 to 52.3) | 44.5 (29.1 to 58.9) | 47.4 (31.8 to 63.1) | 45.3 (31.5 to 61) | 42.4 (27.8 to 57.5) | 29.1 (17.5 to 42.6) | 40.9 (34.8 to 47.1) | 40 (34.4 to 45.7) |
| Czech Republic | Unmarried | 6.5 (1.9 to 15.8) | 28.7 (10.8 to 52.3) | 36.7 (16.3 to 60.7) | 23.4 (7.4 to 45.9) | 17.1 (5.6 to 35.9) | 8.1 (2.2 to 22.2) | 9.3 (2.7 to 22.5) | 16.6 (11.5 to 22.6) | 19.2 (13.4 to 25.7) |
| Hungary | Married /in-union | 32.3 (18.5 to 46.8) | 32.7 (19.7 to 47) | 36.9 (21.4 to 51.8) | 37.2 (22.6 to 53.4) | 34.3 (20.8 to 49.7) | 27.1 (15.3 to 41.3) | 19.9 (10.2 to 32.2) | 30.3 (24.8 to 36.4) | 32.1 (26.8 to 37.5) |
| Hungary | Unmarried | 6.4 (1.7 to 15.4) | 27.5 (9.9 to 51.4) | 32.9 (13.3 to 57.1) | 20.4 (6.8 to 39.2) | 14.4 (4.6 to 33) | 6.3 (1.6 to 15) | 7.9 (2.3 to 18.7) | 17.5 (10.8 to 25.2) | 17.2 (11.4 to 23.7) |
| Macedonia | Married /in-union | 8.2 (3.9 to 15) | 11.8 (6.2 to 19.1) | 15.4 (8.6 to 24.7) | 19.5 (11.8 to 30.3) | 20 (11.7 to 30.5) | 18.6 (10.5 to 28.4) | 13.6 (7.1 to 21.6) | 17.2 (13.7 to 21.2) | 15 (12.3 to 18.2) |
| Macedonia | Unmarried | 9.6 (4.3 to 18.5) | 24.1 (12.7 to 40.3) | 28.6 (15.4 to 45.7) | 15.9 (6.8 to 31) | 30.3 (15.2 to 49.3) | 11.3 (4.2 to 23.5) | 5.4 (1.6 to 13.6) | 18.7 (13.3 to 24.9) | 18.4 (14.1 to 23.5) |
| Montenegro | Married /in-union | 27.3 (14.7 to 42) | 14 (7.4 to 22.9) | 19.6 (11.8 to 29.6) | 24.5 (15.8 to 35.1) | 25.1 (16 to 36.5) | 23.9 (14.7 to 34.6) | 20.5 (12.2 to 30.7) | 22.6 (18.4 to 27) | 22.1 (18.5 to 26.3) |
| Montenegro | Unmarried | 6.5 (2.6 to 13.6) | 27.5 (16.2 to 42.2) | 32.7 (19.4 to 47.4) | 35 (19.8 to 51.8) | 14.4 (6.1 to 27.4) | 17.2 (8.2 to 31.3) | 3.4 (1.1 to 7.8) | 19.1 (14.9 to 24.4) | 20.2 (16.1 to 25.1) |
| Poland | Married /in-union | 16.6 (8.3 to 28.1) | 17.4 (8.8 to 29.2) | 21.9 (11.6 to 34.5) | 24.5 (13.5 to 38) | 25.4 (14.1 to 40) | 22.9 (12.6 to 36.2) | 17.7 (8.6 to 30.5) | 22.4 (17.5 to 27.9) | 20.8 (16.8 to 25.1) |
| Poland | Unmarried | 4.7 (1.2 to 12.3) | 20.5 (7.5 to 39.8) | 26.5 (9.9 to 48.3) | 16.2 (5.6 to 34.7) | 12.5 (3.9 to 27.8) | 5.8 (1.6 to 14.1) | 8 (2.4 to 21.2) | 14.1 (9 to 20.1) | 13.9 (9.2 to 19.4) |
| Romania | Married /in-union | 19.4 (10.7 to 30.2) | 28.4 (16.4 to 42.3) | 33.3 (21.1 to 46.6) | 34.6 (21.3 to 48.9) | 31.2 (19.8 to 44.4) | 23.6 (13.8 to 36.1) | 17.2 (8.5 to 28.7) | 27.1 (22.1 to 32.5) | 27.1 (22.5 to 32.2) |
| Romania | Unmarried | 5 (1.3 to 12.2) | 26.1 (9.8 to 49.6) | 32.5 (13.3 to 55.8) | 20.6 (6.5 to 41.7) | 13.6 (3.9 to 31.4) | 5.8 (1.6 to 14.7) | 7.1 (2 to 16.9) | 14.4 (9.4 to 20.7) | 16.5 (11.2 to 22.8) |
| Serbia | Married /in-union | 19.1 (10.7 to 29.2) | 20.9 (13.5 to 29.6) | 23.3 (16 to 31.6) | 25.2 (17.8 to 34.2) | 25.7 (18.1 to 34.4) | 22.9 (15.5 to 32.1) | 15.8 (9.7 to 23.4) | 22.5 (19.2 to 26) | 21.9 (18.8 to 25.2) |
| Serbia | Unmarried | 16.1 (7 to 29.5) | 50.6 (33.6 to 65.6) | 54.2 (38.3 to 67.9) | 36.4 (21.4 to 53.6) | 23.1 (11.8 to 39.2) | 19.2 (9.6 to 31.8) | 17.9 (8.5 to 31.3) | 33 (27 to 39) | 32.1 (26.9 to 37.3) |
| Slovakia | Married /in-union | 17.5 (9.1 to 29.3) | 18.4 (9.4 to 29.7) | 22.8 (12.4 to 35.8) | 26.2 (14.5 to 40.4) | 26.3 (14.7 to 40.4) | 24.2 (12.4 to 38.5) | 18.8 (9.7 to 31.2) | 23.5 (18.2 to 29.2) | 21.9 (17.6 to 26.5) |

| | | | | | | | | | | |
|--------------------|-------------------|------------------------|------------------------|------------------------|------------------------|------------------------|------------------------|------------------------|------------------------|------------------------|
| Slovakia | Unmarried | 4.8 (1.2 to 12.7) | 22.1 (8 to 42.9) | 27.2 (10.9 to 48.8) | 17.1 (6 to 35.3) | 12.9 (4.2 to 29) | 6.2 (1.7 to 15.4) | 8.3 (2.3 to 21.6) | 14.7 (9.6 to 20.8) | 14.5 (9.9 to 19.9) |
| Slovenia | Married /in-union | 18.9 (9.9 to 30.8) | 20 (9.7 to 32.8) | 24.2 (12.8 to 38) | 27.5 (14.7 to 42.4) | 28.2 (15.6 to 43.6) | 25.9 (14.3 to 40.3) | 20.2 (10.2 to 32.6) | 25 (19.5 to 31) | 23.4 (19 to 28.3) |
| Slovenia | Unmarried | 5.1 (1.5 to 12.6) | 22.9 (8.3 to 44) | 27.7 (10.3 to 50) | 17.6 (5.6 to 35.5) | 13.3 (4.4 to 28.4) | 6.6 (1.8 to 16.1) | 8.2 (2.4 to 19.5) | 14.8 (9.3 to 21.1) | 15 (9.9 to 20.9) |
| Belarus | Married /in-union | 53.2 (41.4 to 64.4) | 52.3 (41.9 to 63.3) | 58.2 (47.2 to 68) | 59.9 (49.5 to 69.5) | 67 (56.8 to 74.9) | 59.1 (48.5 to 68.4) | 39.6 (29.3 to 50.1) | 56.8 (52.6 to 61.3) | 55.9 (51.8 to 60) |
| Belarus | Unmarried | 18.8 (8.7 to 32.4) | 51.6 (34.1 to 67.3) | 62.6 (45.8 to 76.5) | 51.5 (35.3 to 67.6) | 45.4 (29.2 to 62.8) | 40.1 (23.9 to 56.7) | 19 (9.6 to 33.5) | 37.4 (31.7 to 43.7) | 42 (35.9 to 47.7) |
| Estonia | Married /in-union | 52 (37.1 to 67.7) | 57.2 (43.5 to 70.2) | 63.3 (49.3 to 75.4) | 65.6 (52.1 to 77.8) | 66.4 (53.3 to 77.7) | 60.6 (45.8 to 73.7) | 46.6 (33.2 to 59.9) | 60.3 (54.2 to 65.8) | 59 (53.7 to 64) |
| Estonia | Unmarried | 13.2 (4 to 29.4) | 36.7 (14.9 to 63.7) | 43.9 (19.3 to 68.5) | 37.2 (16 to 63.2) | 33 (13.4 to 59.1) | 27.9 (10.1 to 52.8) | 15.4 (4.8 to 32.4) | 27.6 (19.8 to 35.8) | 30 (21.7 to 38.6) |
| Latvia | Married /in-union | 51 (36.7 to 65.5) | 56.2 (41.8 to 68.9) | 62.4 (47.9 to 74.9) | 64.3 (50.6 to 75.9) | 65.5 (50.8 to 76.7) | 59.5 (45.1 to 72.6) | 44.7 (30.4 to 60.1) | 58.9 (53.2 to 64.5) | 57.9 (52.6 to 63.2) |
| Latvia | Unmarried | 12.8 (3.4 to 28.5) | 35.7 (13.2 to 62) | 42.5 (19.8 to 67.6) | 37 (16.1 to 61.3) | 33.3 (13.2 to 57.4) | 28.5 (11.1 to 53.6) | 15.3 (5 to 32.9) | 26.9 (19.7 to 34.5) | 29.7 (21.9 to 38) |
| Lithuania | Married /in-union | 53.1 (38.7 to 66.9) | 58.1 (44.2 to 71.9) | 63.7 (51.3 to 74.9) | 65.8 (51.7 to 77.1) | 67.1 (53.8 to 78.5) | 61.1 (46.6 to 73.2) | 47.3 (32.2 to 61.2) | 60.4 (54.7 to 65.8) | 59.7 (54.6 to 64.6) |
| Lithuania | Unmarried | 12.9 (4 to 29.9) | 36.5 (15.7 to 62.8) | 43.6 (19.3 to 67.8) | 37.4 (16.4 to 64.1) | 34.4 (13.6 to 60.8) | 29.1 (11.5 to 52.7) | 16.1 (5.1 to 35.3) | 27.6 (20.4 to 36.2) | 30.3 (22.5 to 39.4) |
| Moldova | Married /in-union | 37.4 (27 to 48) | 43.9 (33.7 to 54.1) | 49.8 (39.7 to 59.6) | 50.9 (41.5 to 60.8) | 54.3 (44.7 to 64.3) | 49.4 (39 to 59.6) | 31.9 (22.6 to 41.5) | 47.4 (43.7 to 51.4) | 45.5 (42 to 49.3) |
| Moldova | Unmarried | 9.3 (4.1 to 17.3) | 27.3 (15.8 to 42.1) | 28.7 (16.5 to 44.3) | 25.4 (14 to 40) | 21.3 (11 to 34.6) | 23.3 (12 to 39) | 10.6 (4.7 to 19.9) | 18.8 (15 to 23.2) | 21.1 (16.9 to 25.6) |
| Russian Federation | Married /in-union | 42.1 (28.6 to 57.1) | 49.6 (36.5 to 62.4) | 55.8 (43.7 to 67.6) | 57.2 (43.6 to 69.2) | 59.9 (47.5 to 70.9) | 46.1 (33.7 to 57.8) | 29.7 (18.6 to 41.9) | 49.8 (44.7 to 54.9) | 49.2 (44.5 to 54.3) |
| Russian Federation | Unmarried | 9.5 (3.1 to 21.3) | 24.5 (10 to 44.9) | 28.2 (11.4 to 50.3) | 24 (9.6 to 43.1) | 25.2 (9.7 to 45.5) | 20.3 (7.9 to 40.2) | 9.5 (3 to 21.1) | 19.4 (13.8 to 25.4) | 20.4 (14.7 to 26.7) |
| Ukraine | Married /in-union | 40.6 (29.1 to 52.6) | 42.6 (33 to 52.7) | 47.5 (37.3 to 57.3) | 53.8 (42.8 to 64.2) | 58.3 (48 to 67.6) | 53 (42 to 62.9) | 42.9 (33 to 53.9) | 50.8 (46.5 to 55.2) | 48.1 (43.9 to 52.3) |
| Ukraine | Unmarried | 11.9 (5.9 to 21.7) | 38.4 (25 to 54.9) | 43.9 (28.8 to 59) | 28 (15.3 to 43.4) | 30.4 (17.7 to 45.8) | 24.5 (14.1 to 39.6) | 13.9 (6.4 to 25) | 25.6 (21.1 to 30.1) | 27.8 (23 to 32.5) |
| Brunei | Married /in-union | 35.6 (22.5 to 49.9) | 37.3 (23.2 to 52.3) | 45 (29.9 to 59.3) | 53.2 (37.4 to 66.3) | 61.5 (48 to 74.3) | 62.5 (47.5 to 75.2) | 34.2 (21.2 to 48) | 51.5 (45.2 to 57.8) | 46.6 (41.1 to 52.4) |
| Brunei | Unmarried | 48.2 (23.1 to 70.9) | 51.2 (26.9 to 71.7) | 47.6 (23.7 to 71.9) | 39.7 (17.2 to 64.8) | 36.9 (14.9 to 62.9) | 33.1 (13 to 58.1) | 15.6 (4.6 to 35.2) | 44 (33.5 to 54) | 40.4 (31.6 to 49.3) |
| Japan | Married /in-union | 38.8 (25.8 to 53.9) | 40.8 (29.7 to 51.9) | 47 (35.2 to 58.8) | 46.3 (34.6 to 57.2) | 49.5 (37.9 to 60.3) | 49.4 (38.2 to 60.9) | 34.7 (24 to 47) | 44.2 (39 to 49.7) | 43.8 (38.9 to 48.1) |
| Japan | Unmarried | 51.7 (28.8 to 72.4) | 53.9 (30 to 73.1) | 51.8 (26.4 to 72.9) | 40.8 (19.3 to 64.2) | 34.5 (14.6 to 58.9) | 30.1 (12.7 to 54.3) | 16.3 (5.2 to 34.1) | 44.1 (34.6 to 53.5) | 41.6 (33.4 to 50.4) |
| South Korea | Married /in-union | 38.9 (29.4 to 48.8) | 40.1 (30.7 to 50.1) | 43.3 (32.7 to 53.5) | 54.6 (45.1 to 63.7) | 71.6 (63.3 to 79.3) | 76.2 (67.8 to 83.4) | 40.1 (25.5 to 54.2) | 57.4 (52.6 to 62.5) | 51.2 (47.6 to 55.1) |
| South Korea | Unmarried | 47.7 (24.4 to 68.2) | 50.6 (28.3 to 69.4) | 46.6 (23.1 to 69.3) | 40.4 (17.9 to 64.5) | 44.2 (20.7 to 68.5) | 44.2 (21.1 to 68.9) | 17.2 (5.2 to 37.3) | 43.6 (34.3 to 52.4) | 42.7 (33.8 to 51) |

| | | | | | | | | | | |
|-------------|-------------------|------------------------|------------------------|------------------------|------------------------|------------------------|------------------------|------------------------|------------------------|------------------------|
| Singapore | Married /in-union | 47.1 (31.5 to 61.5) | 52.2 (36.4 to 65.9) | 61.5 (47 to 74.3) | 70.8 (57.9 to 80.8) | 75.9 (64.8 to 84.7) | 74 (63.3 to 83) | 41.8 (27.4 to 57.9) | 65.3 (59.8 to 70.5) | 60.3 (55.1 to 65.2) |
| Singapore | Unmarried | 55 (30 to 77.5) | 58.8 (31.6 to 80.3) | 56.5 (29.1 to 80.1) | 47.1 (21.4 to 72.2) | 44.6 (19.9 to 70.7) | 38.7 (15.1 to 63.7) | 16.8 (5.4 to 35.2) | 50.9 (40.3 to 61.3) | 47.1 (37.2 to 56.4) |
| Australia | Married /in-union | 54.1 (37.4 to 68.9) | 85.5 (77.6 to 91.6) | 67.7 (52.3 to 80) | 57.8 (42.9 to 72) | 49.7 (33.7 to 65.8) | 46.8 (31.7 to 61.9) | 22.1 (12.3 to 35.7) | 49.1 (42.7 to 55.5) | 56.8 (51.3 to 61.9) |
| Australia | Unmarried | 54 (28.1 to 78.1) | 73 (48.9 to 89.8) | 64 (36.4 to 85.4) | 59.9 (34.1 to 81.5) | 43.7 (20.5 to 70.1) | 38.6 (17 to 64.8) | 22.2 (8.1 to 45) | 55.6 (45.7 to 64.8) | 52.7 (43.3 to 61.5) |
| New Zealand | Married /in-union | 53.5 (37.3 to 68.1) | 80.9 (70.1 to 88.9) | 66.7 (51.8 to 79.8) | 60.1 (44.5 to 74.3) | 55.7 (40.2 to 70.1) | 52.3 (37.7 to 67.5) | 24.2 (13.8 to 36.6) | 51.5 (44.9 to 57.9) | 57.9 (52.4 to 63) |
| New Zealand | Unmarried | 51.2 (25.2 to 77.1) | 68.8 (42 to 88.3) | 62.7 (33.7 to 86.1) | 59.8 (33 to 82.6) | 46.5 (22 to 74.3) | 39.9 (16.6 to 68.5) | 22.6 (7.3 to 45.5) | 53.8 (42.9 to 64.4) | 51.9 (42 to 61.2) |
| Andorra | Married /in-union | 77.6 (65.6 to 86.5) | 79.9 (69.5 to 88) | 76.2 (64.5 to 85.3) | 72.6 (59 to 83.6) | 74 (62.6 to 83.5) | 68.6 (55.6 to 80.7) | 57.7 (41.9 to 71.6) | 69 (63.2 to 74.6) | 73.3 (69.2 to 77.4) |
| Andorra | Unmarried | 35.8 (14.3 to 63.8) | 76.5 (54.1 to 90.4) | 74 (47.8 to 89.6) | 81.2 (62.6 to 92.7) | 63.7 (36.5 to 84.3) | 63 (36.8 to 83.3) | 46.3 (22.6 to 73.1) | 60.8 (51.7 to 69.3) | 63.3 (54.5 to 71.3) |
| Austria | Married /in-union | 74.1 (61.6 to 83.9) | 72.6 (59.8 to 82.7) | 69.7 (56 to 81.1) | 64.8 (51.5 to 76.9) | 57.2 (42.1 to 70.5) | 40.9 (26.8 to 56.4) | 26.6 (15 to 40.4) | 50.9 (44.7 to 56.7) | 60.2 (55.1 to 64.9) |
| Austria | Unmarried | 34.3 (12.6 to 62) | 73.1 (47.8 to 89.3) | 71.1 (45.7 to 87.9) | 78.7 (57.6 to 92) | 57.7 (30.2 to 79.5) | 52.4 (27.4 to 76.5) | 35.6 (14.6 to 61.2) | 57.9 (47.8 to 67) | 58.3 (48.7 to 66.8) |
| Belgium | Married /in-union | 84 (75.8 to 90.3) | 81.4 (71.2 to 89.1) | 83.5 (74.5 to 90) | 85.6 (78 to 91.2) | 84.7 (77.3 to 90.8) | 83.5 (74.4 to 89.9) | 53.3 (37.4 to 68.8) | 78.8 (74.5 to 82.8) | 80.4 (76.8 to 83.6) |
| Belgium | Unmarried | 39.6 (15.7 to 66) | 76.5 (53.6 to 90.6) | 76.9 (55.8 to 90.7) | 85.9 (69.4 to 94.6) | 70.3 (45.7 to 87.7) | 70.6 (45.6 to 86.9) | 44.6 (20.5 to 71.4) | 61.1 (50.7 to 71.3) | 66.7 (59 to 74.5) |
| Cyprus | Married /in-union | 74 (61.2 to 84.5) | 76.4 (64.4 to 85.5) | 71.9 (58.8 to 82.9) | 68.1 (54.9 to 79.3) | 69.5 (55.5 to 80.7) | 63.8 (49.6 to 76.4) | 51.7 (36.2 to 66.8) | 65.5 (59.7 to 71.1) | 68.9 (64.4 to 73.4) |
| Cyprus | Unmarried | 34.4 (13 to 61.2) | 74.1 (48.8 to 89.9) | 72.4 (48.8 to 89.2) | 79.3 (58.5 to 91.3) | 61.8 (35.4 to 83.1) | 60 (33.5 to 82.2) | 44.2 (19.8 to 70.5) | 61 (51.9 to 69.5) | 61.3 (52.8 to 69.5) |
| Denmark | Married /in-union | 77.4 (66 to 86.2) | 79.8 (69.2 to 87.7) | 76 (64.6 to 85.3) | 72.5 (58.8 to 83) | 73.9 (61.1 to 83.9) | 68.5 (54.4 to 79.9) | 57.3 (41.9 to 70.6) | 69.6 (64.2 to 74.6) | 73.1 (68.8 to 77.1) |
| Denmark | Unmarried | 35.3 (14.9 to 62) | 76.2 (50.9 to 90.5) | 73.6 (48.3 to 90) | 81.7 (63.7 to 93.2) | 64.4 (37.8 to 84.1) | 62.3 (35.5 to 83.3) | 47.2 (21.7 to 73.6) | 61.1 (51.1 to 70.5) | 63.2 (54.1 to 71.7) |
| Finland | Married /in-union | 74.3 (61.4 to 84.3) | 77.4 (65.8 to 85.8) | 72.8 (60.2 to 82.7) | 69.2 (54.7 to 81.2) | 70.5 (57.7 to 81.3) | 64.4 (50.3 to 77) | 53.3 (37.4 to 67.7) | 66.5 (60.5 to 72) | 69.8 (64.9 to 74) |
| Finland | Unmarried | 34.2 (13.7 to 60.4) | 75.4 (52.4 to 89.8) | 72.3 (47.8 to 89.4) | 80.3 (60.2 to 92.1) | 62 (35.7 to 83.6) | 60.7 (32.7 to 81.4) | 45.4 (20.3 to 71.9) | 59.9 (50.3 to 69.3) | 61.8 (52.9 to 70.3) |
| France | Married /in-union | 73.6 (60.2 to 83.6) | 85.5 (77.7 to 91.3) | 73.6 (61.1 to 83.8) | 77.1 (66.6 to 85.8) | 83.9 (75.9 to 90) | 81.9 (73.7 to 88.9) | 72.7 (61.1 to 82.3) | 78.8 (74.8 to 82.6) | 78.3 (74.3 to 81.9) |
| France | Unmarried | 33.7 (12.4 to 60.7) | 78.6 (58.4 to 92.7) | 72.7 (48 to 89.1) | 82.8 (63.6 to 93.9) | 68.8 (43.3 to 86.5) | 69.3 (44 to 86.5) | 52.6 (25.7 to 75.9) | 58.6 (48.5 to 69.1) | 65.4 (56.9 to 73.1) |
| Germany | Married /in-union | 78 (66.2 to 86.5) | 80.5 (69.8 to 88.3) | 76.9 (65.9 to 85.9) | 72.9 (59.8 to 83.1) | 74.3 (62.4 to 84.2) | 69.3 (55.9 to 80) | 58.8 (42.5 to 72.7) | 70.3 (65.1 to 75.3) | 73.8 (69.8 to 77.7) |
| Germany | Unmarried | 35.7 (12.4 to 62.6) | 76.8 (52.7 to 90.8) | 74.2 (50.4 to 90.7) | 81.1 (59.8 to 93.1) | 64.5 (37.6 to 84.9) | 62.8 (33.4 to 83.5) | 47.5 (21.2 to 74.3) | 62.4 (52.8 to 71.4) | 63.5 (54.7 to 71.6) |
| Greece | Married /in-union | 69.5 (55.4 to 81.9) | 72.6 (60.5 to 83.6) | 66.9 (52.6 to 78.8) | 63 (48 to 75.1) | 64.2 (50.4 to 76.2) | 58.9 (43.2 to 72.4) | 46.5 (32.1 to 61) | 59.5 (52.9 to 65.3) | 64.1 (58.8 to 69.1) |

| | | | | | | | | | | |
|-------------|-------------------|------------------------|------------------------|------------------------|------------------------|------------------------|------------------------|------------------------|------------------------|------------------------|
| Greece | Unmarried | 32.2 (12.7 to 58.6) | 73 (48.1 to 88.6) | 70 (45 to 87.9) | 77.8 (56.3 to 91.5) | 59.1 (33.1 to 81.5) | 57.4 (31.6 to 80.4) | 41.7 (17.8 to 70.3) | 56.4 (47.1 to 65.7) | 59.1 (50.1 to 67.9) |
| Iceland | Married /in-union | 76.5 (65.3 to 85.6) | 78.8 (67.7 to 86.9) | 74.9 (62.8 to 84.7) | 70.9 (58 to 81.9) | 72.3 (58.5 to 82.7) | 67.2 (53.2 to 78.8) | 55.6 (40.8 to 69.9) | 68.8 (63.3 to 74) | 71.8 (67.2 to 76.1) |
| Iceland | Unmarried | 35.3 (14.6 to 62.4) | 75.6 (51.9 to 90.3) | 73.3 (47.8 to 90.2) | 80.8 (60.1 to 92.8) | 63.9 (39.5 to 84.6) | 62.1 (36.2 to 83.1) | 45.7 (19 to 70.7) | 60.8 (50.7 to 70.9) | 62.7 (54.4 to 71.2) |
| Ireland | Married /in-union | 75.9 (64 to 84.9) | 78.4 (67.5 to 86.4) | 73.5 (62.4 to 82.7) | 63.4 (50.9 to 75.3) | 64.4 (51.2 to 75.4) | 57.1 (43.4 to 69.8) | 52.7 (38.9 to 65.6) | 61.5 (55.7 to 67.3) | 67.7 (63.5 to 71.9) |
| Ireland | Unmarried | 34.4 (13.5 to 59.7) | 77 (57.9 to 89.1) | 74.7 (52.7 to 89.4) | 81.7 (65.3 to 92.5) | 60.8 (35.8 to 80.6) | 59.4 (35.4 to 79.6) | 45.7 (23.1 to 67.8) | 60.3 (51.3 to 68.9) | 62.4 (54.2 to 69.5) |
| Israel | Married /in-union | 70.5 (56.6 to 81.4) | 73.3 (60.9 to 83.5) | 68.4 (53.7 to 80.1) | 64.4 (48.4 to 77.4) | 65.9 (51 to 77.5) | 60.1 (45.1 to 72.9) | 48 (32.6 to 62.8) | 62.1 (56.2 to 67.4) | 65.4 (60.2 to 69.9) |
| Israel | Unmarried | 31.6 (11.7 to 57.1) | 72.9 (46.4 to 89.2) | 70.2 (43.8 to 87.9) | 78.8 (59 to 91.8) | 60.5 (33.9 to 83.1) | 59.3 (32.9 to 81.8) | 43 (18.7 to 67.6) | 56.1 (46.1 to 67.5) | 59.8 (50.5 to 68.8) |
| Italy | Married /in-union | 70 (56.5 to 81.2) | 73.1 (60.4 to 83.2) | 68.2 (53.7 to 80.2) | 63.9 (48.9 to 77) | 65.6 (51.3 to 77.4) | 59.8 (45.6 to 72.6) | 47.3 (32.7 to 62.2) | 59.8 (53.2 to 66.1) | 65 (59.6 to 69.9) |
| Italy | Unmarried | 31.8 (12.2 to 57.4) | 72.6 (50.1 to 89.5) | 70.1 (45.8 to 87.9) | 78.5 (55.5 to 92.1) | 60.1 (31.6 to 82.6) | 58.2 (31.4 to 80.7) | 42.1 (18.1 to 69.3) | 57.3 (48.4 to 66.3) | 59.4 (50.5 to 68) |
| Luxembourg | Married /in-union | 77.6 (66.6 to 86.1) | 79.7 (68.9 to 87.6) | 76.1 (63.6 to 85.3) | 72.5 (59.5 to 82.1) | 73.8 (60.8 to 82.8) | 68.4 (54.8 to 79.2) | 57.4 (41.8 to 71.5) | 69.8 (64 to 74.8) | 73.1 (68.6 to 77) |
| Luxembourg | Unmarried | 35.6 (13.7 to 63.2) | 76.4 (53.3 to 90.4) | 73.9 (50.5 to 89.5) | 81.3 (62.6 to 92.7) | 63.7 (35.9 to 83.9) | 62.6 (36.2 to 82.3) | 46.5 (20.8 to 73.9) | 62.1 (53.2 to 71) | 63.2 (54.9 to 71.4) |
| Malta | Married /in-union | 70 (56.3 to 81) | 73.1 (59.7 to 83.5) | 68.8 (54.7 to 80.4) | 63.7 (48.3 to 77.2) | 65.4 (51.3 to 77.9) | 59.7 (45.6 to 73.3) | 47.5 (31.6 to 63) | 61.4 (55.1 to 67.8) | 65 (60 to 70.2) |
| Malta | Unmarried | 31.6 (12 to 59.1) | 73.3 (49.9 to 89.2) | 70.7 (45.3 to 87.7) | 78.6 (57.8 to 92) | 59.5 (34.8 to 81.8) | 58.1 (31.6 to 80.8) | 42.5 (19.1 to 69.7) | 58.4 (48.7 to 67.2) | 59.6 (50.7 to 67.6) |
| Netherlands | Married /in-union | 78.1 (66.7 to 86.3) | 76.8 (65.1 to 85.8) | 77.7 (66.7 to 86.3) | 78.6 (67.9 to 86.4) | 78.2 (66.5 to 86.5) | 76.1 (65.3 to 85.3) | 63.8 (49.6 to 76.2) | 74.5 (69.6 to 78.7) | 76.1 (72.1 to 79.5) |
| Netherlands | Unmarried | 36 (14.2 to 64.9) | 75.2 (51.8 to 89.4) | 74.5 (49.5 to 89.2) | 82.8 (64.2 to 93.3) | 66.4 (39.7 to 85) | 65.7 (40.6 to 84.8) | 48.5 (22.8 to 75.4) | 61.4 (51.1 to 71.1) | 64.3 (55.4 to 72.3) |
| Norway | Married /in-union | 78.6 (66.7 to 87.7) | 81.3 (71.5 to 88.6) | 77.3 (64.8 to 86.1) | 74 (61 to 83.6) | 74.9 (63.6 to 84.3) | 69.8 (56.3 to 80.8) | 59 (44.3 to 72.4) | 71.1 (66.1 to 75.9) | 74.4 (70.5 to 78.5) |
| Norway | Unmarried | 36.2 (14.8 to 63.1) | 76.9 (54.7 to 91.2) | 74.2 (51.5 to 90.4) | 82 (62.5 to 92.9) | 64.8 (37.4 to 83.9) | 63.2 (37.1 to 83.6) | 47.4 (22.6 to 74) | 61.9 (52.3 to 71.5) | 63.8 (55.4 to 72.2) |
| Portugal | Married /in-union | 76.7 (64.9 to 86) | 74.9 (62.7 to 83.9) | 78.8 (67.7 to 86.7) | 81.3 (71.6 to 88.4) | 78.3 (68.8 to 86.3) | 73.9 (61.7 to 83.7) | 61.9 (47.4 to 73.9) | 73.9 (68.7 to 78.4) | 75.7 (71.6 to 79.5) |
| Portugal | Unmarried | 34.3 (12.9 to 62.3) | 72.9 (48.3 to 88.9) | 73.9 (49.5 to 89.2) | 83 (64.2 to 93.3) | 64.8 (38 to 84.6) | 64.2 (38.9 to 84.3) | 47.1 (23.2 to 72.6) | 59.1 (49.4 to 68.9) | 63.1 (54.9 to 71) |
| Spain | Married /in-union | 71.5 (57.2 to 82.3) | 69 (55.1 to 80.1) | 69.9 (55.5 to 81.3) | 71.9 (58.6 to 82.1) | 71.4 (58.4 to 81.8) | 67.8 (53.6 to 78.6) | 51.1 (34 to 65.7) | 65.6 (59.3 to 71.7) | 68.2 (63.2 to 73.3) |
| Spain | Unmarried | 32 (11.7 to 58.6) | 71.4 (47.4 to 88) | 70.4 (43.7 to 88.4) | 80.1 (60.7 to 92.3) | 61.5 (34.8 to 82.7) | 60.8 (33.6 to 81.5) | 43.8 (19.6 to 69.7) | 58.2 (49.2 to 67.4) | 60.3 (51.8 to 68.9) |
| Sweden | Married /in-union | 76.3 (63.8 to 85.4) | 78.7 (67.3 to 87) | 74.7 (63.1 to 84.7) | 70.8 (57.5 to 82.3) | 72.2 (58.8 to 82.8) | 67.2 (54 to 78.8) | 55.5 (39.9 to 70) | 68.3 (62.2 to 73.1) | 71.7 (67.3 to 76.1) |
| Sweden | Unmarried | 35.1 (13.6 to 61.2) | 75.9 (53 to 90.2) | 73.3 (48.6 to 89.7) | 80.9 (60.9 to 92.3) | 62.5 (35.6 to 83.7) | 62 (34.8 to 83.8) | 46.3 (21.7 to 73.3) | 60.8 (51 to 69.6) | 62.6 (53.6 to 70.7) |

| | | | | | | | | | | |
|---------------------|-------------------|------------------------|------------------------|------------------------|------------------------|------------------------|------------------------|------------------------|------------------------|------------------------|
| Switzerland | Married /in-union | 80.2 (70.4 to 87.9) | 82.4 (72.8 to 89.3) | 79.1 (68.4 to 87.1) | 75.4 (63.9 to 84.6) | 76.8 (65.4 to 85.7) | 72 (60 to 82) | 61.8 (47 to 74.1) | 73 (67.9 to 77.7) | 76.2 (72.5 to 80.1) |
| Switzerland | Unmarried | 37.4 (15.5 to 64.9) | 77.5 (54.6 to 91.5) | 75.9 (52.5 to 90.4) | 82.7 (65.7 to 92.8) | 65.8 (39.8 to 85.6) | 64.3 (37.5 to 84.6) | 49.2 (22.8 to 74.2) | 64 (54.8 to 72.9) | 65 (56.9 to 72.8) |
| United Kingdom | Married /in-union | 74.3 (61.6 to 84.3) | 76.4 (66 to 85.2) | 71.8 (58.5 to 82.6) | 68.5 (54.4 to 80.1) | 69.4 (57.1 to 80.6) | 64.1 (48.9 to 76.1) | 52.1 (36.8 to 67.6) | 65.3 (59.3 to 71) | 69.1 (64.2 to 73.7) |
| United Kingdom | Unmarried | 33.2 (12.9 to 61.4) | 74.4 (51.8 to 89.6) | 71.5 (46 to 89.1) | 79.9 (58.7 to 92) | 61.3 (33.9 to 83.5) | 60.4 (36.4 to 81.7) | 44.5 (20.4 to 70.4) | 59.2 (48.6 to 69.9) | 61.1 (51.6 to 69.7) |
| Argentina | Married /in-union | 33.7 (20.3 to 48) | 39 (25.5 to 54.3) | 44.1 (29 to 59.1) | 50.1 (34.4 to 65.2) | 56.1 (41.6 to 69.8) | 57.1 (42.2 to 69.5) | 33 (19.8 to 47.7) | 47.8 (41.8 to 53.5) | 44.4 (39.1 to 49.7) |
| Argentina | Unmarried | 20.5 (7.2 to 42.7) | 39.8 (17.3 to 63.7) | 42.2 (18.7 to 67.6) | 45 (21.7 to 69.2) | 38.3 (14.1 to 64.5) | 37.1 (15.1 to 62.3) | 15.8 (4.8 to 35.1) | 32.4 (23 to 42.5) | 34.5 (25.5 to 43.6) |
| Chile | Married /in-union | 39.2 (24.8 to 53.7) | 45.3 (30.9 to 60.1) | 49.8 (34.9 to 65) | 55.4 (40.6 to 69.7) | 61.4 (47.5 to 73.9) | 62.3 (49.1 to 74.4) | 38 (23 to 52.1) | 52.8 (46.3 to 58.9) | 49.9 (44.4 to 55.8) |
| Chile | Unmarried | 22 (7.5 to 44.8) | 42 (18.6 to 66.4) | 45.2 (21.2 to 68.1) | 47.3 (22.4 to 71.5) | 40.6 (17.4 to 66.9) | 38.9 (16.2 to 63.4) | 17.8 (5.3 to 37.1) | 34.9 (25.6 to 44.3) | 36.7 (27.8 to 45.8) |
| Uruguay | Married /in-union | 33.4 (19.9 to 48.1) | 39 (24.5 to 54.6) | 43.7 (27.9 to 58.1) | 49.3 (35.3 to 64.2) | 55.9 (41.2 to 69) | 56.8 (43 to 70.9) | 32.2 (20 to 46.9) | 47.2 (41.2 to 53.6) | 44 (38.6 to 49.8) |
| Uruguay | Unmarried | 20.8 (6.9 to 41.5) | 39.9 (17.7 to 64.7) | 42.1 (18.3 to 66.1) | 43.9 (20.6 to 69.3) | 38.6 (15.6 to 65.7) | 37.3 (15.4 to 63.6) | 15.8 (4.8 to 33.7) | 32.3 (22.9 to 42.9) | 34.5 (25.7 to 43.5) |
| Canada | Married /in-union | 54.7 (39.8 to 67.9) | 56.6 (42.7 to 69.3) | 61.3 (48.5 to 72.2) | 65.8 (53.1 to 76.4) | 73.8 (62.8 to 83) | 72.4 (59.4 to 82.5) | 75.6 (64.5 to 84) | 69.7 (64.9 to 74.1) | 64.7 (59.9 to 69.2) |
| Canada | Unmarried | 41.9 (19.9 to 64.7) | 55.5 (34.7 to 73.4) | 57.5 (34.8 to 75.5) | 57.6 (35.3 to 77.2) | 55.9 (31.5 to 77.1) | 55.2 (31.6 to 76.8) | 39.5 (16.1 to 66.7) | 50.7 (40.9 to 60.7) | 52.1 (43.5 to 61.1) |
| United States | Married /in-union | 56.8 (44.8 to 67.6) | 65.7 (57.2 to 73.2) | 60.7 (52.2 to 68.9) | 64.3 (55.8 to 72) | 69.6 (61.9 to 76.4) | 71.9 (64.5 to 78.4) | 68.2 (54.9 to 79.2) | 66.7 (63.2 to 70.3) | 64.8 (61.5 to 68.3) |
| United States | Unmarried | 30.5 (19 to 43) | 56.4 (42.7 to 69.7) | 52.6 (39.4 to 65.7) | 57.5 (43.5 to 70.1) | 51 (36.9 to 64.6) | 51.1 (36.4 to 64.8) | 33.5 (13.4 to 62.5) | 45.4 (39.4 to 51.3) | 47.7 (42.1 to 53.6) |
| Antigua and Barbuda | Married /in-union | 59.5 (43.9 to 72.2) | 67.4 (52.9 to 78.9) | 66.3 (51.9 to 79.3) | 73.1 (59.7 to 83.5) | 76 (64 to 85.5) | 73.6 (60.9 to 83.8) | 61.8 (46.3 to 75.6) | 69.4 (63.9 to 74.2) | 68 (63 to 73) |
| Antigua and Barbuda | Unmarried | 15.3 (4.9 to 33.2) | 34.2 (13.2 to 60.6) | 38 (14.8 to 63.5) | 40.8 (16.6 to 66.9) | 41.4 (15.9 to 69) | 37.7 (16.2 to 65.4) | 29.5 (10.2 to 53.4) | 32.4 (24 to 42.3) | 33.5 (24.9 to 43.5) |
| The Bahamas | Married /in-union | 59.2 (43.2 to 73.9) | 71.1 (57.4 to 82.1) | 75.7 (62.8 to 86) | 75.9 (63.6 to 85.2) | 80.1 (68.8 to 88.7) | 80.6 (70 to 88.1) | 68.1 (52.1 to 80.3) | 75.1 (70.3 to 79.6) | 72.6 (67.8 to 76.9) |
| The Bahamas | Unmarried | 15.6 (4.6 to 33.9) | 36.9 (14.9 to 64.4) | 45.2 (20 to 71.5) | 42.4 (19.9 to 68.4) | 43.5 (17.6 to 70.6) | 40.7 (17.8 to 69.7) | 31.8 (11.5 to 59.1) | 34.1 (25.1 to 43.6) | 36.2 (26.9 to 45.7) |
| Barbados | Married /in-union | 53.6 (40.5 to 66.7) | 52.6 (40.2 to 65.1) | 66.4 (54.7 to 76) | 62.4 (50.4 to 72.7) | 62.8 (51.2 to 73) | 53.9 (42 to 65.2) | 46.8 (34.1 to 59.4) | 57.7 (53.1 to 62.2) | 57.3 (52.6 to 61.8) |
| Barbados | Unmarried | 14.1 (6.1 to 26.9) | 32.1 (16.1 to 52) | 42.7 (23.6 to 62.8) | 46.6 (27.2 to 64) | 41 (23.1 to 60.2) | 30.4 (14.4 to 50.8) | 17 (7.3 to 32.4) | 28.2 (22.9 to 34) | 32.2 (26.5 to 38.6) |
| Belize | Married /in-union | 38.8 (30.5 to 47.4) | 50.5 (41.7 to 58.8) | 52.6 (43.6 to 60.7) | 53.6 (44.7 to 61.8) | 54 (45.1 to 62.9) | 55.2 (46 to 63.9) | 46.7 (37.9 to 55.7) | 51.6 (48.1 to 54.9) | 50 (46.7 to 53.3) |
| Belize | Unmarried | 5.8 (2.3 to 12.7) | 19.8 (10.3 to 31.9) | 30.9 (19.4 to 43.6) | 31 (19.3 to 44.6) | 35.9 (23.1 to 50.9) | 28.6 (16.6 to 44) | 22.9 (12.4 to 35.9) | 18.1 (14.3 to 22.5) | 24.4 (19.9 to 28.8) |
| Cuba | Married /in-union | 66.1 (54.9 to 76) | 75.1 (67.5 to 82.4) | 71.9 (63.6 to 79.2) | 75.6 (67.9 to 82.5) | 78.1 (71.4 to 84.1) | 74.4 (66.5 to 80.8) | 76.6 (69.2 to 82.8) | 75.1 (72.2 to 77.9) | 73.7 (70.6 to 76.5) |

| | | | | | | | | | | |
|----------------------------------|-------------------|------------------------|------------------------|------------------------|------------------------|------------------------|------------------------|------------------------|------------------------|------------------------|
| Cuba | Unmarried | 53.3 (38.5 to 66.9) | 77.4 (64.1 to 87.1) | 77.9 (64.9 to 87.3) | 70.7 (54.8 to 82.2) | 70.2 (57 to 81.2) | 68.4 (54.6 to 80.1) | 59.3 (44.6 to 73.1) | 66.3 (60.7 to 71.7) | 68.4 (63.1 to 73.4) |
| Dominica | Married /in-union | 51.3 (34.4 to 66.9) | 65.9 (51.1 to 79.2) | 69.8 (55.8 to 80.9) | 75.1 (61.4 to 84.7) | 79.2 (68.4 to 87.8) | 75.6 (62.9 to 85) | 60.9 (44.9 to 74.7) | 70.6 (65 to 75.5) | 67.8 (62.3 to 72.7) |
| Dominica | Unmarried | 13.9 (4 to 29.2) | 34 (13.3 to 60.8) | 40.7 (18.6 to 66.7) | 42 (17.8 to 68) | 41.8 (17.8 to 69) | 37.5 (16.2 to 66.8) | 28.4 (10.1 to 54.6) | 30.9 (22.9 to 40.1) | 33.7 (25.3 to 43.1) |
| Dominican Republic | Married /in-union | 53.2 (43.6 to 63) | 59.8 (50.2 to 68.6) | 67.6 (59.1 to 75.2) | 72.8 (64.6 to 79.8) | 79 (71.1 to 85.1) | 78 (70.7 to 84.2) | 77.7 (69.8 to 84.1) | 71.2 (68.3 to 74) | 68.6 (65.4 to 71.7) |
| Dominican Republic | Unmarried | 13.8 (8 to 22) | 31.7 (21.4 to 43.1) | 37.9 (26.9 to 50.3) | 46.8 (34.9 to 60.6) | 51.2 (37.9 to 63.8) | 55.6 (42.1 to 67.1) | 62.3 (49 to 73.9) | 35.5 (31.8 to 39.9) | 40.8 (36.7 to 45.2) |
| Grenada | Married /in-union | 49.4 (33.9 to 64.2) | 58 (42.8 to 72.1) | 62.2 (47.1 to 75.6) | 64.8 (48.8 to 78.2) | 65.9 (50.9 to 79.1) | 62.7 (46.8 to 76.5) | 53.7 (37.6 to 68.7) | 60.9 (55.1 to 66.7) | 59.4 (53.5 to 64.9) |
| Grenada | Unmarried | 13.1 (4.1 to 29.3) | 30.9 (12.2 to 56.7) | 37.6 (15.2 to 63.1) | 36.1 (15.5 to 60.6) | 35.9 (14 to 61) | 32.9 (11.7 to 60.8) | 26 (9.7 to 51) | 26.9 (19.2 to 36) | 30.1 (22.1 to 38.6) |
| Guyana | Married /in-union | 23.5 (14.7 to 33.1) | 37.9 (28.5 to 47.3) | 45.2 (35 to 54.8) | 46 (35.5 to 56) | 41.2 (31.6 to 51.6) | 39.7 (29.6 to 50) | 29.1 (19.9 to 39.5) | 39.5 (35.3 to 43.2) | 37.5 (33.6 to 41.2) |
| Guyana | Unmarried | 7 (2.6 to 15.4) | 17.6 (8.2 to 30.6) | 22.9 (11.3 to 39) | 22.1 (11.3 to 37.3) | 19.1 (8.7 to 33.1) | 17.8 (7.7 to 32.2) | 17.1 (7.6 to 30.5) | 14.6 (10.8 to 19.2) | 17.5 (13.2 to 22.2) |
| Haiti | Married /in-union | 23.3 (17.2 to 30.3) | 33.6 (26.4 to 40.4) | 35.9 (29.1 to 43.1) | 35.1 (28.1 to 42.8) | 33.3 (26.9 to 40.4) | 27.3 (21.1 to 34.1) | 17.5 (12.4 to 23.4) | 31.2 (28.4 to 34.2) | 29.9 (27.4 to 32.6) |
| Haiti | Unmarried | 6.9 (4.1 to 10.5) | 17.7 (12.5 to 23.4) | 20.4 (14.6 to 27.2) | 16.7 (11.1 to 23) | 11.3 (6.7 to 17.1) | 8.7 (5 to 13.8) | 3.8 (1.7 to 7.1) | 12.4 (10.3 to 14.5) | 12.6 (10.8 to 14.6) |
| Jamaica | Married /in-union | 62.3 (47.1 to 75.9) | 64.4 (52 to 75.5) | 65.6 (53.9 to 76.4) | 66.5 (54.3 to 76.5) | 65.5 (53.5 to 76.6) | 62 (50.5 to 73.3) | 53.4 (40.4 to 65.5) | 63.2 (58.4 to 67.6) | 63.2 (58.4 to 67.8) |
| Jamaica | Unmarried | 28 (11.3 to 50.8) | 53.3 (30.1 to 74) | 54.9 (30.2 to 76.8) | 54.9 (31.2 to 76.1) | 51.5 (25.2 to 74.2) | 45.6 (22 to 68.3) | 43.3 (21.2 to 67.8) | 46.2 (37.2 to 54.7) | 47.2 (38.4 to 55.5) |
| Saint Lucia | Married /in-union | 58.4 (43.7 to 71.9) | 63.8 (50.6 to 75.1) | 57 (42.9 to 69.5) | 67.9 (55.6 to 78.9) | 61.9 (49.7 to 73) | 52 (38.8 to 64.5) | 37.3 (26 to 50.3) | 56.4 (51.9 to 61.3) | 57.8 (53.1 to 62.8) |
| Saint Lucia | Unmarried | 17.4 (8.2 to 32) | 45.5 (26.5 to 65) | 42.9 (23.5 to 64.6) | 30.5 (14.6 to 49.7) | 34.6 (16.7 to 54.4) | 28.2 (13.9 to 48.8) | 26.2 (12.1 to 46.7) | 30.6 (24.5 to 37.6) | 32.4 (26 to 39.1) |
| Saint Vincent and the Grenadines | Married /in-union | 45.8 (30 to 62.4) | 54.8 (38.8 to 70.6) | 59.2 (43.2 to 73.6) | 61.7 (46 to 75.7) | 62.4 (46.4 to 76.5) | 58.6 (42.7 to 73) | 49.9 (34.5 to 65.7) | 57.5 (51.2 to 63.2) | 55.9 (50.2 to 61.4) |
| Saint Vincent and the Grenadines | Unmarried | 12 (3.4 to 29.5) | 30.1 (11.2 to 56.3) | 35.2 (14.9 to 62.3) | 35 (14 to 62.4) | 35.2 (13.5 to 65.1) | 30.9 (10.8 to 55.3) | 24.3 (8.8 to 49.3) | 26.6 (19.1 to 35.9) | 28.7 (20.8 to 38.2) |
| Suriname | Married /in-union | 45.6 (32.9 to 59.2) | 45.6 (33.5 to 57.3) | 49 (37.3 to 62.1) | 54.6 (43.1 to 66.1) | 59.7 (47.4 to 70.7) | 53.6 (41.9 to 64.8) | 47.1 (35.6 to 59.9) | 52 (47 to 56.8) | 50.5 (45.7 to 55.1) |
| Suriname | Unmarried | 14.1 (6.4 to 26) | 31.1 (16.2 to 48.4) | 31.4 (16.6 to 51.3) | 31.1 (16.2 to 49.3) | 32.3 (16.5 to 52.7) | 31.6 (15.6 to 50.8) | 19.2 (8.2 to 33.5) | 25 (19.3 to 31.3) | 27.2 (21.6 to 33.3) |
| Trinidad and Tobago | Married /in-union | 48.8 (35.4 to 62.2) | 39.3 (27.2 to 51.4) | 45.2 (33.6 to 56.8) | 45.5 (34.3 to 57.2) | 44.9 (33 to 56.4) | 43.2 (32.4 to 55) | 33.6 (23.5 to 44.7) | 42.6 (37.5 to 47.5) | 43.4 (38.6 to 48.2) |
| Trinidad and Tobago | Unmarried | 7.7 (3.4 to 14.3) | 26.9 (14.9 to 41.4) | 32.5 (19 to 49.6) | 32.3 (18.4 to 49.8) | 30.2 (16.4 to 46.9) | 22.4 (10.4 to 36.7) | 20.2 (10 to 34.7) | 23.2 (18.7 to 28.1) | 24.5 (20 to 29.4) |
| Bolivia | Married /in-union | 28.4 (20.9 to 36.4) | 42.9 (34.9 to 51.1) | 45.9 (37.9 to 53.6) | 47 (39.2 to 54.9) | 46.2 (38.3 to 54.1) | 40.3 (32.8 to 47.6) | 31.1 (23.9 to 38.7) | 42.5 (39.3 to 45.7) | 40.4 (37.4 to 43.3) |

| | | | | | | | | | | |
|-------------|-------------------|------------------------|------------------------|------------------------|------------------------|------------------------|------------------------|------------------------|------------------------|------------------------|
| Bolivia | Unmarried | 3.5 (1.9 to 5.8) | 19.1 (14 to 25.3) | 25.2 (18.6 to 32.2) | 22.2 (14.9 to 29.8) | 21.9 (15.4 to 30) | 21.3 (13.8 to 29.5) | 12.1 (7.2 to 18.8) | 14.2 (12.3 to 16.3) | 17.8 (15.6 to 20.1) |
| Ecuador | Married /in-union | 44.1 (30.8 to 57.9) | 55 (42.8 to 66.9) | 63.1 (52.2 to 72.8) | 66.9 (55.2 to 76.5) | 68.6 (57.6 to 78.6) | 64.8 (52.5 to 74.8) | 53.1 (40.9 to 65) | 61.8 (57.6 to 66.2) | 59 (54.6 to 63.2) |
| Ecuador | Unmarried | 2 (0.6 to 5.1) | 8.3 (2.6 to 18.8) | 15.6 (6 to 31.7) | 27.3 (11.6 to 48.3) | 30.1 (13.5 to 51.3) | 32 (14 to 54.4) | 29.9 (12.5 to 52.5) | 13.3 (9.5 to 17.9) | 19.4 (14 to 25.6) |
| Peru | Married /in-union | 47.6 (40 to 55) | 58 (51.3 to 64.4) | 57.2 (50.4 to 63.7) | 55.5 (49.2 to 61.8) | 55.9 (49.5 to 62.1) | 52.4 (45.4 to 59.4) | 41.2 (34.7 to 47.7) | 53.3 (50.7 to 56.2) | 52.9 (50.4 to 55.6) |
| Peru | Unmarried | 6 (3.3 to 9.8) | 20.5 (13.8 to 28.6) | 24.7 (16.9 to 34.1) | 23.2 (15.3 to 32.1) | 20.8 (13.4 to 29.9) | 18.9 (11.9 to 27.5) | 19.8 (12.6 to 28.8) | 16.5 (14 to 19.4) | 18.9 (16.1 to 21.9) |
| Colombia | Married /in-union | 57.5 (48.9 to 65.1) | 68.3 (60.3 to 74.7) | 72.6 (64.7 to 78.8) | 78.4 (72.2 to 83.5) | 79 (72.5 to 84.4) | 79.8 (73.4 to 84.8) | 72.2 (65.1 to 78.5) | 74.6 (71.8 to 77.2) | 71.9 (69.2 to 74.5) |
| Colombia | Unmarried | 22.1 (14 to 33.3) | 50.3 (37.8 to 61.9) | 56.6 (44.4 to 68.1) | 57.5 (44.8 to 69) | 57.7 (45.3 to 69.7) | 54.7 (41 to 66.8) | 49.3 (36.9 to 61.6) | 44.5 (39.8 to 49.4) | 49 (44.5 to 53.5) |
| Costa Rica | Married /in-union | 67.5 (54.4 to 78.8) | 77.8 (67.6 to 85.5) | 72.7 (61.8 to 81.5) | 79.6 (70.6 to 87) | 85.5 (78.3 to 90.6) | 79.2 (69.9 to 86.2) | 75.3 (65.2 to 83.6) | 78.2 (74.6 to 81.6) | 76.5 (72.7 to 80.3) |
| Costa Rica | Unmarried | 17.3 (6.8 to 33.5) | 41.8 (24.3 to 63) | 50.6 (31.3 to 70.8) | 54.9 (34.2 to 74.1) | 53.8 (33.4 to 72.8) | 35.9 (18.2 to 56.8) | 42.4 (22.6 to 63) | 38.9 (31.8 to 46.5) | 42 (35 to 49) |
| El Salvador | Married /in-union | 57.6 (48.7 to 66) | 62.3 (54.2 to 69.7) | 69.9 (62.6 to 77) | 70.8 (63.8 to 77.2) | 73.8 (66.6 to 80.2) | 73.1 (65.8 to 79.6) | 69.7 (62 to 77.1) | 69.1 (66.3 to 71.9) | 67.7 (64.7 to 70.3) |
| El Salvador | Unmarried | 4.6 (1.9 to 8.6) | 14.9 (8.9 to 24) | 25.5 (15.4 to 36.9) | 41.6 (28.6 to 55.9) | 43.2 (30.3 to 56) | 42.2 (29.2 to 55.5) | 45.2 (31.4 to 58.2) | 24.2 (20.6 to 27.9) | 29.2 (25.1 to 33.1) |
| Guatemala | Married /in-union | 33.5 (25.5 to 41.8) | 45.7 (37.1 to 53.9) | 50.6 (42.6 to 58.3) | 56.7 (48.8 to 64.3) | 57.4 (49.6 to 65.1) | 56.7 (48.7 to 64.9) | 44.4 (36.4 to 53) | 51.3 (48.2 to 54.4) | 48.8 (45.8 to 52) |
| Guatemala | Unmarried | 2 (1 to 3.6) | 7.9 (4.8 to 12.5) | 13.4 (8.3 to 20.4) | 18.5 (11.4 to 27.3) | 22.9 (15.3 to 33.1) | 26.6 (16.6 to 37.6) | 25.5 (16.4 to 35.9) | 10.6 (8.9 to 12.6) | 15.6 (13 to 18.5) |
| Honduras | Married /in-union | 50.6 (40.3 to 60.8) | 62.1 (51.8 to 71.1) | 64.4 (53.7 to 73) | 69.5 (61.2 to 77.4) | 71 (62.1 to 78.6) | 69.5 (60.7 to 77.1) | 59.6 (49.9 to 69) | 65.1 (61.5 to 68.7) | 63.4 (59.9 to 66.9) |
| Honduras | Unmarried | 4.3 (1.8 to 8.6) | 15.6 (7.8 to 26.8) | 22.6 (11.7 to 36.3) | 31 (17.9 to 48.1) | 38.3 (24 to 55.1) | 38.2 (22.2 to 55.1) | 34.7 (19.7 to 52.2) | 18.5 (15 to 22.7) | 25 (20.5 to 30.1) |
| Mexico | Married /in-union | 48.9 (38.7 to 59.2) | 62.4 (52.2 to 70.8) | 61.7 (52.6 to 70.8) | 67.3 (58.6 to 75.5) | 68.4 (59.9 to 76.2) | 65.8 (56.8 to 74.1) | 56.7 (46.8 to 66) | 63.2 (59.7 to 66.7) | 61.3 (57.7 to 65) |
| Mexico | Unmarried | 6.8 (3.7 to 11.1) | 30 (20.7 to 40.7) | 39.6 (28.2 to 51.8) | 42.1 (30.1 to 54.9) | 48.4 (34.6 to 62) | 43.5 (30.4 to 57.6) | 37.2 (25.5 to 50.4) | 28.2 (24.4 to 32.1) | 34.3 (29.9 to 38.5) |
| Nicaragua | Married /in-union | 62 (49.2 to 74) | 70.7 (59.5 to 80.7) | 74.5 (64.5 to 82.9) | 77.5 (67.8 to 85.5) | 79.1 (69.3 to 86.4) | 76.4 (65.9 to 85.3) | 65.2 (53.1 to 76.5) | 73.7 (69.5 to 77.3) | 72.1 (67.8 to 75.7) |
| Nicaragua | Unmarried | 4.8 (1.5 to 11.4) | 19.2 (7.3 to 36) | 29.2 (12.6 to 47.8) | 38.4 (19.7 to 60.8) | 39.4 (19.4 to 61.9) | 44.3 (22.8 to 66.7) | 40.8 (20.3 to 65.5) | 23.6 (17.8 to 29.7) | 29.3 (22.7 to 36.3) |
| Panama | Married /in-union | 35.3 (26.3 to 45) | 58.2 (48.4 to 67.4) | 63.9 (54.5 to 73) | 67.2 (58 to 76) | 67.8 (59 to 75.5) | 69.7 (60.5 to 78.2) | 62.1 (51.9 to 70.9) | 64 (60.4 to 67.7) | 59.7 (56.1 to 63.4) |
| Panama | Unmarried | 10 (5.1 to 17.8) | 29.4 (17.5 to 45.2) | 41.4 (26.6 to 58.3) | 41.9 (27.5 to 59.1) | 46.7 (29.6 to 62.9) | 52.5 (34.5 to 69.2) | 36.8 (22.1 to 53.5) | 29.4 (24.5 to 34.6) | 35.8 (30.5 to 41.5) |
| Venezuela | Married /in-union | 44 (29.8 to 59.2) | 56.7 (42.6 to 69.5) | 66.8 (54.1 to 77.9) | 70.6 (58.1 to 80.6) | 71.7 (59.5 to 81.3) | 70.8 (58.1 to 80.7) | 63.4 (49.6 to 75.5) | 66.6 (61.5 to 71) | 62.7 (57.6 to 67.1) |
| Venezuela | Unmarried | 5.4 (1.5 to 13.3) | 13.7 (4.4 to 29) | 25.4 (9.7 to 48.9) | 23.4 (8.1 to 45.8) | 27.3 (10.4 to 51.4) | 29.9 (11.6 to 54.1) | 37.1 (15.9 to 64.3) | 18.7 (13.3 to 25.3) | 22 (15.6 to 29.3) |

| | | | | | | | | | | |
|----------|-------------------|------------------------|------------------------|------------------------|------------------------|------------------------|------------------------|------------------------|------------------------|------------------------|
| Brazil | Married /in-union | 67.8 (55 to 79) | 75.7 (67.2 to 82.9) | 75.9 (67.7 to 82.7) | 79.2 (71.9 to 85.4) | 78 (69.9 to 84.6) | 74.8 (66.4 to 82.2) | 56.8 (46.5 to 66.6) | 73.3 (69.9 to 76.3) | 73.1 (69.6 to 76.2) |
| Brazil | Unmarried | 22.9 (9.7 to 43.3) | 47.8 (32.8 to 62.2) | 56.9 (42.2 to 71) | 53.8 (38.4 to 68.7) | 46.2 (31.4 to 61.7) | 38.8 (24.5 to 55) | 24.6 (14.5 to 37.7) | 40.9 (34.8 to 48.1) | 42 (36.4 to 48.1) |
| Paraguay | Married /in-union | 66.5 (56.7 to 75) | 72.9 (64.5 to 79.8) | 71.4 (63.3 to 78.4) | 69.9 (60.9 to 77.9) | 70 (62 to 77.9) | 64.9 (56.2 to 72.7) | 46.9 (36.8 to 56.9) | 67 (63.8 to 70.2) | 66.9 (63.6 to 70.1) |
| Paraguay | Unmarried | 16.7 (9.8 to 26.4) | 39.4 (29.3 to 51) | 44.8 (33.1 to 57) | 40.6 (28.3 to 53.3) | 38 (25.2 to 51.5) | 39 (25.4 to 53.4) | 27 (16.8 to 39.2) | 31.3 (26.9 to 36) | 35 (30.7 to 39.4) |
| Algeria | Married /in-union | 30.1 (20.4 to 41.8) | 44.3 (32.8 to 55) | 53.9 (43.6 to 64.1) | 59.4 (49.4 to 68.7) | 61.5 (52.2 to 70.5) | 58.5 (48.4 to 67.5) | 40.8 (30.9 to 50.9) | 54.4 (50.3 to 58.4) | 49.3 (45.6 to 52.8) |
| Algeria | Unmarried | 0.1 (0 to 0.4) | 0.7 (0.2 to 1.8) | 1.1 (0.3 to 2.9) | 1.1 (0.3 to 3.3) | 1.8 (0.5 to 5.1) | 4.2 (1.1 to 11.4) | 2.2 (0.6 to 5.8) | 1.1 (0.6 to 1.8) | 1.5 (0.8 to 2.5) |
| Bahrain | Married /in-union | 29.9 (18.3 to 43) | 40 (27 to 54.4) | 48.2 (33.6 to 62.3) | 54.2 (39.1 to 67.4) | 57.2 (43.4 to 69.5) | 56.7 (42.5 to 68.4) | 49.4 (35.2 to 62.7) | 53.1 (47.1 to 58.7) | 47.1 (41.7 to 52.2) |
| Bahrain | Unmarried | 0.1 (0 to 0.4) | 0.7 (0.2 to 2) | 1.1 (0.3 to 2.9) | 1.2 (0.3 to 3.2) | 1.9 (0.5 to 5.1) | 4.7 (1.3 to 11.5) | 2.7 (0.7 to 7.1) | 1.2 (0.7 to 1.9) | 1.6 (0.9 to 2.6) |
| Egypt | Married /in-union | 26.4 (18.7 to 35.4) | 48.3 (39.2 to 57.7) | 61.2 (52.7 to 69) | 70.1 (61.9 to 77.4) | 76.4 (69.4 to 82.5) | 74.7 (66.8 to 81.1) | 59.2 (50.2 to 67.6) | 65.3 (61.8 to 68.6) | 58.1 (54.8 to 61.1) |
| Egypt | Unmarried | 0.1 (0 to 0.4) | 0.7 (0.2 to 2) | 1.1 (0.3 to 3.3) | 1.2 (0.3 to 3.2) | 2.1 (0.6 to 5.5) | 5.2 (1.4 to 12.8) | 2.6 (0.7 to 7) | 0.9 (0.6 to 1.5) | 1.7 (1 to 2.9) |
| Iran | Married /in-union | 30.7 (22.1 to 41.1) | 49.4 (39.7 to 59) | 60.2 (50.7 to 68.6) | 67.2 (57.7 to 74.9) | 69.8 (60.8 to 77.6) | 68.5 (59.9 to 76.6) | 54.5 (45.1 to 64) | 63.5 (59.7 to 67.2) | 56.2 (52.9 to 59.5) |
| Iran | Unmarried | 0.1 (0 to 0.4) | 0.8 (0.2 to 2.1) | 1.4 (0.3 to 3.6) | 1.5 (0.4 to 4.2) | 2.6 (0.7 to 6.3) | 6.3 (1.7 to 16.1) | 2.8 (0.8 to 6.8) | 1.4 (0.8 to 2.3) | 2 (1.1 to 3.3) |
| Iraq | Married /in-union | 15.6 (11.5 to 20.1) | 27.6 (23 to 32.4) | 35 (29.7 to 40.4) | 42.1 (36.4 to 47.5) | 45.7 (40.4 to 50.9) | 43.4 (37.8 to 49.1) | 34.7 (29.1 to 40.4) | 36.9 (34.7 to 39.1) | 34 (32.1 to 36) |
| Iraq | Unmarried | 0.1 (0 to 0.3) | 0.5 (0.1 to 1.3) | 0.8 (0.2 to 2.1) | 0.9 (0.2 to 2.3) | 1.4 (0.4 to 3.9) | 3.5 (1 to 8.7) | 2 (0.6 to 5.5) | 0.7 (0.4 to 1.1) | 1.2 (0.7 to 2) |
| Jordan | Married /in-union | 13.6 (8.7 to 19.4) | 25.6 (19.7 to 31.5) | 36.4 (30 to 43.2) | 40.2 (33.3 to 46.8) | 48.2 (40.7 to 55.2) | 48.7 (41.5 to 55.8) | 36.9 (30.4 to 43.3) | 39.7 (36.7 to 42.5) | 34.5 (32 to 37) |
| Jordan | Unmarried | 0.1 (0 to 0.2) | 0.5 (0.1 to 1.2) | 0.8 (0.2 to 2.3) | 0.9 (0.2 to 2.2) | 1.5 (0.4 to 4.2) | 4 (1.1 to 10.5) | 2.2 (0.6 to 6) | 0.7 (0.4 to 1.2) | 1.3 (0.7 to 2.3) |
| Kuwait | Married /in-union | 35.8 (22.2 to 50.6) | 55.5 (41.3 to 68.4) | 61.5 (47.8 to 73.6) | 70.3 (58.4 to 80.3) | 71.6 (59.7 to 81.2) | 68.8 (55.5 to 79) | 59 (44.8 to 72.2) | 66.5 (60.9 to 71.3) | 59.5 (54.6 to 64.4) |
| Kuwait | Unmarried | 0.2 (0 to 0.5) | 0.9 (0.2 to 2.6) | 1.3 (0.3 to 3.5) | 1.5 (0.4 to 4.1) | 2.3 (0.6 to 6.1) | 5.5 (1.6 to 13.7) | 3.1 (0.8 to 8.5) | 1.7 (1 to 2.7) | 1.9 (1.1 to 3.1) |
| Lebanon | Married /in-union | 32.7 (21.4 to 46.2) | 40.3 (27.6 to 53.2) | 51 (38.4 to 64.1) | 54.1 (41.3 to 66.6) | 54.3 (42.2 to 66.7) | 57.5 (44.2 to 69.8) | 42.6 (30.7 to 54.8) | 50.6 (45.5 to 55.6) | 47 (42.5 to 51.6) |
| Lebanon | Unmarried | 0.1 (0 to 0.4) | 0.7 (0.2 to 1.9) | 1.1 (0.3 to 3.3) | 1.2 (0.3 to 3.4) | 1.8 (0.4 to 4.9) | 4.9 (1.3 to 12.9) | 2.4 (0.7 to 6.5) | 1 (0.6 to 1.6) | 1.6 (0.9 to 2.7) |
| Libya | Married /in-union | 19.9 (11.9 to 29.5) | 31.6 (20.9 to 44.4) | 37.6 (26 to 50) | 41.8 (29.7 to 53.8) | 43 (30.3 to 55.2) | 42 (29.8 to 54.3) | 33 (22.2 to 45.3) | 39.1 (33.5 to 44.5) | 35 (30.6 to 39.5) |
| Libya | Unmarried | 0.1 (0 to 0.3) | 0.5 (0.1 to 1.4) | 0.9 (0.2 to 2.5) | 0.9 (0.2 to 2.5) | 1.4 (0.4 to 3.7) | 3.7 (0.9 to 9) | 2.1 (0.5 to 5.6) | 1 (0.5 to 1.6) | 1.2 (0.7 to 2.1) |
| Morocco | Married /in-union | 47.4 (36 to 59.3) | 60.6 (49.3 to 71.1) | 64.6 (53.5 to 73.6) | 67.5 (57.9 to 76) | 68 (58.8 to 76.1) | 64.4 (53.8 to 73.1) | 50.8 (39.6 to 61.1) | 62.7 (58.7 to 66.6) | 60.4 (56.3 to 64.3) |

| | | | | | | | | | | |
|----------------------|-------------------|------------------------|------------------------|------------------------|------------------------|------------------------|------------------------|------------------------|------------------------|------------------------|
| Morocco | Unmarried | 0.2 (0 to 0.4) | 0.5 (0.1 to 1.1) | 0.9 (0.2 to 2.3) | 1.4 (0.4 to 3.6) | 1.9 (0.6 to 4.6) | 1.4 (0.4 to 3.6) | 2.8 (0.8 to 6.9) | 0.8 (0.5 to 1.3) | 1.2 (0.7 to 1.9) |
| Palestine | Married /in-union | 11.4 (7.1 to 16.8) | 30 (23.1 to 38) | 42.4 (34.6 to 50.4) | 52.1 (44.1 to 60.2) | 61.2 (52.8 to 69.1) | 62.6 (54.5 to 70.4) | 48.5 (40 to 56.9) | 47.9 (44.6 to 51.2) | 42.3 (39.5 to 45.3) |
| Palestine | Unmarried | 0.1 (0 to 0.2) | 0.5 (0.1 to 1.5) | 0.9 (0.2 to 2.4) | 1 (0.3 to 2.9) | 1.7 (0.4 to 4.5) | 4.7 (1.3 to 11.9) | 2.4 (0.6 to 6.2) | 0.6 (0.4 to 1) | 1.5 (0.8 to 2.5) |
| Oman | Married /in-union | 13.1 (8.9 to 18.4) | 18.2 (13.1 to 24) | 22 (16.1 to 28.5) | 23.3 (17.4 to 30.1) | 24.7 (18.6 to 31.6) | 24 (17.6 to 31.2) | 19.1 (13.4 to 25.5) | 22.4 (19.9 to 25.1) | 20.4 (18.2 to 22.7) |
| Oman | Unmarried | 0.1 (0 to 0.2) | 0.4 (0.1 to 1) | 0.6 (0.1 to 1.7) | 0.6 (0.2 to 1.7) | 1 (0.2 to 2.7) | 2.6 (0.7 to 6.9) | 1.5 (0.4 to 4) | 0.6 (0.4 to 1) | 0.9 (0.5 to 1.5) |
| Qatar | Married /in-union | 16.6 (9.3 to 26.2) | 29.8 (20.1 to 40.3) | 38.9 (29.5 to 49.2) | 44.7 (34.3 to 54.7) | 43.6 (32.5 to 54.1) | 44.9 (34 to 55.3) | 31.1 (21.6 to 41.1) | 41.1 (36.7 to 45.7) | 35 (31.4 to 38.7) |
| Qatar | Unmarried | 0.1 (0 to 0.3) | 0.6 (0.1 to 1.7) | 0.9 (0.2 to 2.6) | 0.9 (0.2 to 2.5) | 1.4 (0.4 to 3.7) | 3.8 (1.1 to 9.4) | 2 (0.5 to 5.2) | 0.8 (0.5 to 1.4) | 1.3 (0.7 to 2.1) |
| Saudi Arabia | Married /in-union | 9.1 (4.8 to 15.4) | 18.2 (12.2 to 25) | 23.7 (17 to 31.5) | 26.2 (19 to 33.7) | 29.1 (21.7 to 37.7) | 25.4 (18.4 to 33.6) | 17.9 (11.1 to 26.1) | 23.9 (20.8 to 27) | 21 (18.5 to 23.6) |
| Saudi Arabia | Unmarried | 0.1 (0 to 0.2) | 0.4 (0.1 to 1.3) | 0.7 (0.2 to 1.8) | 0.7 (0.2 to 1.7) | 1.1 (0.3 to 2.9) | 2.6 (0.6 to 7.1) | 1.5 (0.4 to 3.8) | 0.6 (0.4 to 1) | 0.9 (0.5 to 1.6) |
| Syria | Married /in-union | 12.8 (7.4 to 20.5) | 27.5 (18.3 to 38.6) | 38.8 (27.9 to 50) | 45.6 (34.5 to 56.6) | 51.6 (40.4 to 61.7) | 50.6 (39.8 to 61.3) | 37.3 (27.2 to 48.4) | 42.2 (37.8 to 46.4) | 36.6 (32.8 to 40.4) |
| Syria | Unmarried | 0.1 (0 to 0.2) | 0.5 (0.1 to 1.3) | 0.8 (0.2 to 2.1) | 0.9 (0.2 to 2.5) | 1.5 (0.4 to 3.9) | 3.9 (1.1 to 9.8) | 2.1 (0.6 to 5.5) | 0.6 (0.3 to 0.9) | 1.3 (0.7 to 2.2) |
| Tunisia | Married /in-union | 22.4 (13.4 to 33.2) | 43.2 (31.5 to 55.2) | 50.1 (39.3 to 60) | 60 (50.8 to 68.3) | 62.2 (52.8 to 70.2) | 58.9 (49.7 to 67.5) | 48.3 (39 to 57.9) | 56.1 (52.2 to 60) | 48.3 (44.3 to 52.2) |
| Tunisia | Unmarried | 0.1 (0 to 0.3) | 0.7 (0.2 to 1.8) | 1 (0.2 to 2.5) | 1.2 (0.3 to 3.3) | 1.8 (0.5 to 4.8) | 4.4 (1.2 to 10.7) | 2.5 (0.7 to 6.3) | 1.1 (0.6 to 1.7) | 1.5 (0.9 to 2.5) |
| Turkey | Married /in-union | 25.2 (17.6 to 34.4) | 36.8 (28.8 to 45.6) | 49 (39.9 to 57.9) | 55.9 (47.2 to 64.7) | 61.8 (52.9 to 69.8) | 55.3 (46.2 to 63.9) | 40.6 (32.3 to 49.9) | 51.2 (47.4 to 54.6) | 45.6 (42.3 to 49) |
| Turkey | Unmarried | 0.1 (0 to 0.2) | 0.9 (0.4 to 2) | 1.7 (0.6 to 3.8) | 3 (1.1 to 6.7) | 8.9 (4.2 to 16.1) | 14.7 (7.3 to 25.3) | 9.8 (4.7 to 18.7) | 2.3 (1.7 to 3.2) | 4.9 (3.5 to 6.9) |
| United Arab Emirates | Married /in-union | 32.5 (19.4 to 47.3) | 48.1 (33.9 to 63) | 58.6 (45 to 71.3) | 63.7 (49.2 to 75.2) | 66.7 (52.3 to 78.5) | 65.5 (51.1 to 77.3) | 54.4 (39.3 to 69.6) | 62.8 (56.3 to 68.9) | 54.7 (49.2 to 59.9) |
| United Arab Emirates | Unmarried | 0.2 (0 to 0.4) | 0.8 (0.2 to 2.2) | 1.2 (0.3 to 3.1) | 1.3 (0.3 to 3.3) | 2.1 (0.6 to 5.1) | 5.1 (1.4 to 12.5) | 2.7 (0.7 to 7.1) | 1.6 (0.9 to 2.7) | 1.7 (1 to 2.8) |
| Yemen | Married /in-union | 9.6 (6 to 14.5) | 18.3 (12.9 to 25.1) | 26.4 (19.3 to 34.1) | 29.7 (21.3 to 38.7) | 30.6 (22.5 to 38.6) | 28 (20.8 to 36.1) | 21.6 (15.5 to 29.3) | 25.4 (22.5 to 28.4) | 23 (20.3 to 25.5) |
| Yemen | Unmarried | 0.1 (0 to 0.2) | 0.4 (0.1 to 1) | 0.6 (0.1 to 1.6) | 0.6 (0.2 to 1.7) | 1 (0.2 to 2.6) | 2.4 (0.7 to 6.4) | 1.4 (0.4 to 3.8) | 0.4 (0.2 to 0.6) | 0.8 (0.5 to 1.5) |
| Afghanistan | Married /in-union | 6.9 (4 to 10.9) | 15.1 (10.5 to 20.8) | 19.7 (14.1 to 25.8) | 24.8 (18.8 to 31.7) | 28.7 (21.9 to 36.2) | 29 (22.2 to 36.5) | 24.2 (17.9 to 31.6) | 21.4 (18.8 to 23.8) | 20.4 (18 to 22.6) |
| Afghanistan | Unmarried | 0.1 (0 to 0.3) | 0.3 (0.1 to 0.8) | 0.4 (0.1 to 1.2) | 0.1 (0 to 0.4) | 0.1 (0 to 0.4) | 1 (0.3 to 2.5) | 0.1 (0 to 0.4) | 0.2 (0.1 to 0.4) | 0.3 (0.2 to 0.6) |
| Bangladesh | Married /in-union | 51.4 (42.6 to 60) | 60.2 (51.5 to 68.1) | 67.1 (58.9 to 74.3) | 69 (61 to 75.4) | 65 (56.8 to 71.9) | 52.9 (45 to 60.6) | 35.3 (27.6 to 44.2) | 59.6 (56.5 to 62.6) | 58.1 (54.9 to 61.2) |
| Bangladesh | Unmarried | 0.3 (0.1 to 0.8) | 0.7 (0.2 to 1.8) | 3.2 (0.9 to 8.4) | 8.8 (2.5 to 21.7) | 17.7 (6 to 39) | 15.7 (4.9 to 33.1) | 20.1 (6.6 to 43.5) | 4.3 (2.6 to 6.7) | 8.5 (5.4 to 12.7) |

| | | | | | | | | | | |
|----------------------------------|-------------------|------------------------|------------------------|------------------------|------------------------|------------------------|------------------------|------------------------|------------------------|------------------------|
| Bhutan | Married /in-union | 35.4 (23.8 to 49.2) | 61.2 (48.1 to 72.9) | 68 (55.7 to 78.8) | 77.2 (67.3 to 85.4) | 78.4 (67.7 to 86.5) | 75.3 (64.8 to 83.6) | 64.6 (51.8 to 75.6) | 70.1 (65.6 to 74.2) | 64.7 (60.4 to 69.2) |
| Bhutan | Unmarried | 0.3 (0.1 to 0.7) | 2.9 (1.1 to 6) | 7 (2.7 to 13.9) | 9.9 (4.1 to 19.8) | 18.3 (7.7 to 34.3) | 9.7 (4 to 18.5) | 8.1 (2.8 to 18.4) | 4 (2.7 to 5.7) | 7.6 (5.2 to 10.6) |
| India | Married /in-union | 14.2 (9.3 to 20.3) | 30 (22.4 to 38.1) | 49.6 (40.9 to 58.6) | 62.9 (54.1 to 70.4) | 67.6 (59.2 to 75.1) | 67.5 (59.7 to 74.6) | 64.1 (55.3 to 71.9) | 55.2 (52.1 to 58.4) | 48.7 (46 to 51.5) |
| India | Unmarried | 0.2 (0.1 to 0.4) | 0.7 (0.4 to 1.3) | 5.3 (3.5 to 7.6) | 19.8 (14.1 to 26.5) | 33.8 (25.8 to 42.4) | 39.5 (30.3 to 48.6) | 41.7 (32.9 to 51.6) | 6.8 (5.7 to 7.9) | 17.9 (15.8 to 20.1) |
| Nepal | Married /in-union | 18.5 (13.9 to 23.6) | 27.6 (22.2 to 33.7) | 40.9 (34.9 to 47.5) | 52.5 (46.7 to 58.7) | 61.8 (55.5 to 67.6) | 62.4 (55.5 to 68.3) | 57.9 (51.2 to 64.2) | 47 (44.6 to 49.4) | 44 (41.8 to 46.3) |
| Nepal | Unmarried | 0.2 (0 to 0.4) | 0.4 (0.1 to 0.8) | 1.6 (0.6 to 3.3) | 3.9 (1.6 to 7.6) | 13.8 (8 to 21.7) | 12.6 (7.4 to 19.7) | 17.5 (9.6 to 27.6) | 1.9 (1.4 to 2.4) | 6.3 (4.7 to 8.1) |
| Pakistan | Married /in-union | 6.3 (3.8 to 9.7) | 13.8 (10.1 to 18) | 21.4 (16.9 to 26.7) | 31.6 (26.1 to 37.3) | 34.9 (29.1 to 41.1) | 36.5 (30.4 to 42.2) | 29.4 (23.9 to 35.5) | 27.2 (25 to 29.4) | 23.7 (21.9 to 25.6) |
| Pakistan | Unmarried | 0.1 (0 to 0.3) | 0.3 (0.1 to 1) | 1.7 (0.5 to 4.3) | 5.2 (1.5 to 13.1) | 12 (3.7 to 27.1) | 12.7 (3.8 to 28.5) | 18.3 (6.1 to 40.5) | 1.7 (1 to 2.5) | 6.3 (3.7 to 9.6) |
| Angola | Married /in-union | 9 (5.9 to 13.3) | 15 (11.2 to 19.5) | 19 (14.6 to 24.3) | 17.2 (12.8 to 22.7) | 14 (10 to 18.7) | 11.3 (7.8 to 15.2) | 3.8 (2.1 to 6.4) | 14.2 (12.5 to 16.1) | 13.1 (11.6 to 14.8) |
| Angola | Unmarried | 10.6 (4.8 to 20.1) | 22 (13.6 to 32.6) | 23.6 (14.1 to 35.4) | 15.1 (8 to 26.3) | 8.8 (3.6 to 16.8) | 4.2 (1.2 to 9.7) | 0.6 (0.1 to 1.7) | 13.8 (10.1 to 18.6) | 13 (9.9 to 16.4) |
| Central African Republic | Married /in-union | 9.2 (5 to 14.7) | 11.7 (6.3 to 18.9) | 12.2 (6.7 to 19.3) | 13 (7.4 to 20.9) | 11.2 (6.3 to 17.8) | 8.9 (4.6 to 15) | 6.7 (3.3 to 11.5) | 10.9 (8.7 to 13.7) | 10.6 (8.4 to 13.2) |
| Central African Republic | Unmarried | 5.4 (2.2 to 11.5) | 13.4 (6.3 to 24.8) | 15.3 (7 to 26.6) | 13.7 (6 to 24.9) | 8 (3.4 to 16.3) | 7.2 (2.7 to 14.9) | 4.9 (1.9 to 10.7) | 8.6 (6.1 to 11.7) | 10 (7.2 to 13.1) |
| Congo | Married /in-union | 24 (15.6 to 33.1) | 25.3 (16.8 to 35.2) | 27.4 (18.8 to 36.6) | 24.5 (16.1 to 34) | 21.5 (14.3 to 30.2) | 18.8 (11.7 to 27.1) | 10.9 (6.2 to 16.9) | 22.4 (19.1 to 25.9) | 22.4 (19.2 to 25.7) |
| Congo | Unmarried | 19 (10.3 to 29.3) | 32.3 (20.7 to 45.9) | 32.6 (20.9 to 45.3) | 25.7 (16 to 36.5) | 19.8 (10.6 to 31) | 16.3 (8.2 to 26.8) | 9.1 (3.9 to 16.5) | 23 (18.4 to 28) | 22.9 (19 to 27.2) |
| Democratic Republic of the Congo | Married /in-union | 11.7 (7.6 to 17.1) | 19 (14.1 to 24.6) | 21.4 (16.3 to 27.3) | 22.1 (17.2 to 27.8) | 21.6 (16.4 to 27.4) | 19 (14.1 to 24.5) | 12.5 (8.6 to 17.1) | 19.4 (17.3 to 21.6) | 18.3 (16.4 to 20.2) |
| Democratic Republic of the Congo | Unmarried | 10.3 (7 to 14.6) | 29.2 (22 to 36.4) | 24.8 (17.7 to 32) | 20.4 (13.6 to 28.4) | 14.9 (9.2 to 22) | 13.2 (7.6 to 20.4) | 7.1 (3.5 to 13.1) | 16.7 (14.2 to 19.6) | 17.7 (15.2 to 20.3) |
| Equatorial Guinea | Married /in-union | 14.9 (8.4 to 23.4) | 16.8 (10.4 to 25.5) | 13.3 (7.8 to 20.8) | 18.2 (11.6 to 25.9) | 15.6 (9.3 to 23.3) | 16.6 (10.2 to 25.2) | 13.6 (7.6 to 21.9) | 15.7 (13.1 to 18.8) | 15.6 (13.1 to 18.6) |
| Equatorial Guinea | Unmarried | 20 (9.2 to 34.7) | 25.8 (13.2 to 42.1) | 24.3 (11.5 to 41) | 11 (4 to 22.1) | 8.1 (2.7 to 18.4) | 17.9 (7.1 to 35.5) | 19.4 (7.5 to 35.9) | 20 (14.3 to 27.2) | 18.3 (13.8 to 23.1) |
| Gabon | Married /in-union | 21.2 (13.4 to 30.3) | 27.5 (18.7 to 37.2) | 27.3 (18.6 to 37.2) | 28.3 (19.3 to 38.4) | 23.3 (15.5 to 31.8) | 19 (11.4 to 28.1) | 15.6 (9.7 to 23.3) | 24.1 (20.5 to 27.8) | 23.6 (20.2 to 27.1) |
| Gabon | Unmarried | 25.8 (15.1 to 38.8) | 41.1 (27.8 to 55.4) | 32 (19.5 to 46.6) | 32.2 (19.3 to 46.5) | 27.5 (15.1 to 41.8) | 28.2 (16.4 to 43) | 13.4 (6.1 to 23.8) | 30.1 (24.9 to 36.1) | 29.3 (24.8 to 34.2) |
| Burundi | Married /in-union | 16.8 (10.9 to 23.5) | 24.4 (17.9 to 31.4) | 24.7 (18.5 to 32.2) | 23.6 (17.5 to 30.8) | 23.2 (17.2 to 30.2) | 19.1 (13.5 to 25.3) | 12.4 (8.1 to 18.4) | 22.3 (19.6 to 25.1) | 20.9 (18.5 to 23.3) |
| Burundi | Unmarried | 1.5 (0.8 to 2.8) | 5.8 (3.8 to 8.6) | 7.2 (4.4 to 11) | 9.1 (5.5 to 14.1) | 8 (4.8 to 12.3) | 4.6 (2.5 to 7.9) | 2 (0.9 to 3.8) | 3.8 (3.1 to 4.7) | 5.5 (4.5 to 6.7) |

| | | | | | | | | | | |
|------------|-------------------|------------------------|------------------------|------------------------|------------------------|------------------------|------------------------|------------------------|------------------------|------------------------|
| Comoros | Married /in-union | 18.4 (11.4 to 27.2) | 20.2 (12.7 to 29.1) | 21.7 (14 to 30.6) | 21.2 (13.7 to 29.8) | 23 (14.6 to 32.7) | 20.7 (12.9 to 30) | 12.2 (6.9 to 20.3) | 20.1 (17 to 23.6) | 19.8 (16.8 to 23.3) |
| Comoros | Unmarried | 2.1 (0.7 to 4.6) | 6.4 (2.6 to 13.2) | 10.3 (4.7 to 17.9) | 4.7 (1.6 to 10.6) | 8.2 (3.1 to 16.9) | 5.6 (1.9 to 11.8) | 8.9 (3.4 to 19.4) | 4.9 (3.4 to 6.8) | 6.4 (4.6 to 8.7) |
| Djibouti | Married /in-union | 17.8 (10.3 to 28.2) | 28.8 (19.6 to 39.7) | 29.7 (20.7 to 39.5) | 26.5 (18.3 to 36.4) | 23.4 (16.1 to 32) | 13.8 (8.1 to 22.1) | 10.2 (5.4 to 17.3) | 22.1 (18.7 to 25.8) | 22.2 (18.9 to 25.5) |
| Djibouti | Unmarried | 4.8 (1.3 to 12.1) | 17.3 (5 to 36.6) | 23 (8.4 to 45.5) | 21.2 (6.9 to 42.5) | 16.5 (4.8 to 36.7) | 9.3 (2.9 to 22.6) | 6.4 (1.8 to 15.4) | 13.8 (8.5 to 20.2) | 14.4 (9.2 to 20.7) |
| Eritrea | Married /in-union | 7.6 (3.9 to 13) | 13.7 (7.6 to 21.4) | 18.7 (10.5 to 28.9) | 17.5 (10 to 27.6) | 19.2 (11.1 to 29.6) | 16.9 (9.4 to 27.1) | 11.3 (5.7 to 18.3) | 15.9 (12.9 to 19.6) | 14.9 (12.2 to 18.1) |
| Eritrea | Unmarried | 1.3 (0.3 to 3.3) | 3.8 (1.2 to 9.5) | 6.2 (2 to 14) | 8.2 (2.2 to 20.4) | 9.9 (3.1 to 22.7) | 5.3 (1.4 to 13.4) | 1.1 (0.3 to 2.9) | 3.6 (2.2 to 5.6) | 5.1 (3.1 to 7.9) |
| Ethiopia | Married /in-union | 34.8 (28.9 to 40.8) | 44.2 (38.4 to 50.2) | 43.4 (38.1 to 48.6) | 40 (34.6 to 45.8) | 39 (33.4 to 44.6) | 33.7 (27.9 to 39.8) | 20 (15.2 to 25.2) | 38.8 (36.6 to 40.9) | 37.2 (35.2 to 39.3) |
| Ethiopia | Unmarried | 2.5 (1.5 to 4) | 10.9 (8.3 to 14.3) | 15.1 (11.4 to 19.6) | 16.2 (12 to 20.6) | 11.1 (7.8 to 15.1) | 5.6 (3.5 to 8.6) | 5.3 (3.1 to 8.3) | 6.8 (5.8 to 7.9) | 9.7 (8.5 to 10.9) |
| Kenya | Married /in-union | 41.5 (33.6 to 49.7) | 56.7 (49.9 to 64.1) | 63.9 (57.2 to 70.3) | 64.9 (58.5 to 71.2) | 64.3 (57.7 to 70.2) | 58.2 (51.6 to 64.6) | 40.3 (33.6 to 47.3) | 59 (56.3 to 61.7) | 55.9 (53.1 to 58.5) |
| Kenya | Unmarried | 7.9 (4.6 to 12.7) | 30.9 (23.4 to 38.5) | 42.1 (33.2 to 50.9) | 44.6 (36.6 to 53.5) | 35.8 (27 to 45.5) | 30.1 (22.2 to 39.1) | 17.4 (11.3 to 25) | 22.2 (19.5 to 25.4) | 29.9 (27 to 32.8) |
| Madagascar | Married /in-union | 16.8 (10.1 to 25.4) | 25.1 (15.8 to 35.6) | 28.7 (19.1 to 40.5) | 32.1 (21.4 to 44.2) | 32 (21.6 to 43.4) | 28.4 (19 to 39.9) | 16.3 (9.5 to 25.4) | 26.6 (22.8 to 30.9) | 25.7 (22.1 to 29.6) |
| Madagascar | Unmarried | 12.5 (6 to 22) | 25.6 (14 to 40) | 28.6 (15.5 to 44.5) | 28.8 (15.4 to 44.6) | 16.2 (7.3 to 30.1) | 13.4 (6 to 25.2) | 7 (2.7 to 13.3) | 18.1 (13.7 to 23.4) | 19.5 (15.2 to 24.4) |
| Malawi | Married /in-union | 38.6 (29.7 to 48.2) | 55.3 (45.2 to 63.9) | 60.9 (51.6 to 69.3) | 62.1 (53.4 to 69.9) | 62.4 (53.8 to 71) | 58.5 (49.5 to 67.2) | 49.2 (40.1 to 58.9) | 57 (53.3 to 60.6) | 55 (51.6 to 58.4) |
| Malawi | Unmarried | 7.8 (4.2 to 13.3) | 26.6 (17.9 to 36) | 37 (26.2 to 48.6) | 42.6 (31.8 to 53.6) | 41.3 (30.3 to 53) | 30.2 (20.3 to 41.9) | 24.3 (15.5 to 34.4) | 19.7 (16.7 to 23.3) | 29.6 (25.9 to 33.5) |
| Mauritius | Married /in-union | 43 (29.5 to 55.9) | 53.5 (41 to 65.9) | 57.4 (43.2 to 69.7) | 60.6 (46.9 to 72.9) | 61.6 (48.2 to 73.2) | 57.3 (44.8 to 69.4) | 43.7 (30.1 to 56.6) | 55.9 (50.8 to 61) | 53.9 (48.9 to 58.8) |
| Mauritius | Unmarried | 0.2 (0 to 0.5) | 0.4 (0.1 to 1.1) | 0.7 (0.2 to 1.9) | 1 (0.3 to 2.9) | 1.3 (0.3 to 3.2) | 1.3 (0.3 to 3.3) | 7.3 (2.1 to 18.1) | 1.1 (0.6 to 1.9) | 1.5 (0.8 to 2.8) |
| Mozambique | Married /in-union | 14.8 (9.5 to 21.7) | 24.7 (17.1 to 33.2) | 27.6 (19.8 to 36.6) | 30.4 (22.4 to 39.3) | 27.6 (19.5 to 36.8) | 27.1 (19.6 to 36) | 15.1 (9.3 to 22.5) | 24.5 (21.4 to 27.7) | 24 (20.9 to 26.9) |
| Mozambique | Unmarried | 17.1 (9.4 to 29) | 39.1 (26.6 to 52.7) | 36.7 (24.3 to 49.8) | 31.4 (20 to 46) | 23.1 (13.5 to 35.2) | 18 (9.5 to 30) | 8.2 (3.2 to 17) | 24.7 (20.1 to 29.9) | 25.8 (21.7 to 30.1) |
| Rwanda | Married /in-union | 29.1 (19.4 to 40.7) | 38.6 (28.4 to 50) | 44.8 (34 to 56.3) | 45.7 (34.6 to 56.7) | 46.3 (35.7 to 57) | 41.3 (29.8 to 52.6) | 27.9 (18.7 to 37.7) | 42.3 (37.6 to 47.4) | 39.2 (34.9 to 43.7) |
| Rwanda | Unmarried | 2.5 (0.9 to 5.6) | 6.4 (3.4 to 10.5) | 13.9 (8.3 to 21.2) | 20.4 (12.5 to 29.6) | 15.2 (8.5 to 24.4) | 12.3 (7 to 19.7) | 5.3 (2.6 to 9.6) | 7.3 (5.8 to 9.1) | 10.8 (8.7 to 13.1) |
| Seychelles | Married /in-union | 51.5 (35.5 to 66.3) | 63.3 (49.6 to 75.1) | 67.9 (54.7 to 79.8) | 71.9 (59.7 to 81.4) | 73.3 (60.9 to 82.5) | 69.4 (56.4 to 79.6) | 56.6 (40.8 to 69.6) | 67.2 (62 to 72.1) | 64.7 (59.3 to 69.6) |
| Seychelles | Unmarried | 0.4 (0.1 to 1) | 1.4 (0.4 to 3.8) | 3 (0.8 to 8) | 5 (1.4 to 12) | 7.1 (2 to 17.3) | 6.7 (1.8 to 16.4) | 8 (2.4 to 19.7) | 2.9 (1.8 to 4.7) | 4.2 (2.5 to 6.5) |
| Somalia | Married /in-union | 0.8 (0.3 to 1.7) | 2 (1 to 3.6) | 1.7 (0.8 to 3.1) | 1.8 (0.9 to 3.2) | 1.4 (0.6 to 2.7) | 1.4 (0.6 to 2.8) | 1.2 (0.5 to 2.5) | 1.6 (1.1 to 2.1) | 1.5 (1.1 to 1.9) |

| | | | | | | | | | | |
|--------------|-------------------|------------------------|------------------------|------------------------|------------------------|------------------------|------------------------|------------------------|------------------------|------------------------|
| Somalia | Unmarried | 0.5 (0.1 to 1.3) | 2.9 (0.7 to 7) | 3.2 (0.9 to 8.1) | 3.8 (1 to 9.2) | 3.1 (0.8 to 8.4) | 2.1 (0.6 to 5.5) | 2 (0.5 to 5.2) | 1.7 (1 to 2.9) | 2.5 (1.5 to 3.8) |
| Tanzania | Married /in-union | 14.4 (9 to 21.5) | 29.5 (22.6 to 37.4) | 34.5 (26.6 to 42.8) | 36.9 (29.3 to 44.7) | 35.1 (27.1 to 42.5) | 34.4 (26.9 to 42) | 28.5 (21 to 36.4) | 32 (28.8 to 35) | 30.1 (27.2 to 32.9) |
| Tanzania | Unmarried | 8.4 (4.5 to 14) | 30.4 (22.1 to 40.2) | 36.5 (26.1 to 47.4) | 35.8 (25.6 to 46.7) | 30.2 (20.6 to 42.1) | 28 (18.3 to 39.8) | 17.7 (10.3 to 27.7) | 20.9 (17.8 to 24.4) | 26.7 (23.3 to 30.4) |
| Uganda | Married /in-union | 20.5 (16.2 to 25.2) | 30.6 (26.1 to 35.4) | 38.8 (33.6 to 43.9) | 39.6 (34.5 to 44.4) | 41.2 (36.2 to 46.3) | 36.5 (31.4 to 41.6) | 25.6 (21 to 30.4) | 34.7 (32.7 to 36.7) | 33.1 (31.3 to 35) |
| Uganda | Unmarried | 9.3 (6.7 to 12.5) | 30.1 (24.8 to 35.7) | 37 (30.7 to 43.3) | 31.6 (25.2 to 38.8) | 27.3 (21 to 34.1) | 16.9 (12.1 to 22.6) | 12.5 (8.6 to 17.5) | 18.6 (16.7 to 20.6) | 24 (22 to 26) |
| Zambia | Married /in-union | 34.1 (24.5 to 44.4) | 43.9 (34 to 54.5) | 48.2 (37.5 to 58.2) | 47.3 (35.4 to 57.4) | 47.2 (36.4 to 57.8) | 45.1 (34.8 to 55.6) | 32.6 (23.1 to 43) | 44.6 (40.1 to 49) | 42.8 (38.5 to 47) |
| Zambia | Unmarried | 5.9 (2.5 to 11.5) | 19.7 (10.9 to 30.4) | 29.3 (18.2 to 42.5) | 30.7 (19.6 to 43.9) | 26.1 (15.5 to 39.5) | 19.7 (10.8 to 30.6) | 9 (4 to 17.8) | 15.2 (11.9 to 19) | 20.2 (16.5 to 24.2) |
| Botswana | Married /in-union | 44.4 (28.1 to 60.8) | 53.8 (38.9 to 69.3) | 63.1 (48.3 to 75.6) | 67.1 (53.4 to 78.7) | 64.4 (50 to 77.4) | 55.5 (40.8 to 70.1) | 43.6 (28.7 to 58.5) | 59.5 (54 to 64.8) | 56.2 (50.9 to 61.4) |
| Botswana | Unmarried | 24.6 (9 to 49.4) | 50.2 (25.4 to 74.3) | 55.7 (29.1 to 78.7) | 52.8 (27.8 to 77.3) | 43.9 (19.1 to 70.2) | 30.7 (11.3 to 55.4) | 22.2 (7.7 to 43.5) | 40.4 (31.1 to 50.4) | 40.8 (32 to 49.9) |
| Lesotho | Married /in-union | 35.4 (25.7 to 46.2) | 57.5 (47.7 to 66.7) | 64.9 (55.2 to 73.4) | 66.6 (56.8 to 75) | 67.6 (58.1 to 76) | 57.4 (47.4 to 67.1) | 39.7 (29.5 to 49.3) | 59.7 (55.6 to 63.6) | 55.7 (51.9 to 59.5) |
| Lesotho | Unmarried | 16.6 (9.1 to 28.4) | 48.8 (35.3 to 61.7) | 53.1 (38.6 to 67.6) | 53 (38.1 to 67.3) | 54.5 (39 to 70.5) | 43.9 (29 to 59.1) | 26.9 (15.7 to 41.4) | 37.1 (32.2 to 42.7) | 42.5 (37.5 to 47.9) |
| Namibia | Married /in-union | 42.4 (30.8 to 54.7) | 57.4 (47.1 to 68) | 61.9 (51.9 to 71.2) | 61.9 (51.2 to 71) | 61.3 (50.9 to 71.3) | 60.6 (50.9 to 71.5) | 55.5 (44 to 65.7) | 59.8 (55.6 to 63.7) | 57 (53 to 60.7) |
| Namibia | Unmarried | 24.9 (14 to 39.6) | 57 (41 to 71.9) | 64.9 (49.9 to 78.9) | 60.2 (44.6 to 74.1) | 55.4 (39.3 to 69.7) | 51.8 (35 to 67.7) | 40 (26 to 55.4) | 48.4 (42.1 to 54.4) | 50.6 (44.9 to 56.4) |
| South Africa | Married /in-union | 42.5 (30 to 55.2) | 55.5 (45.6 to 64.6) | 63 (55.1 to 70.8) | 59.7 (52.4 to 67) | 62.9 (54.8 to 70.5) | 53.3 (45 to 61.6) | 42 (33.7 to 50.4) | 56.8 (53.6 to 60.2) | 54.4 (50.9 to 58) |
| South Africa | Unmarried | 25.3 (18.7 to 33.6) | 55.5 (46.5 to 64.2) | 60.3 (51.4 to 69) | 57 (46.5 to 66.6) | 51 (41.1 to 60.8) | 40.4 (31.5 to 50.1) | 27.8 (19.9 to 36.7) | 45.8 (42.4 to 49.3) | 45.9 (42.6 to 49.3) |
| Swaziland | Married /in-union | 52.1 (39.4 to 64.3) | 66.4 (54.8 to 76.7) | 70.9 (59.3 to 79.4) | 72.6 (62.6 to 81.3) | 70.4 (59.9 to 79.8) | 58 (45.9 to 69.1) | 40.8 (29.8 to 53.5) | 65.4 (61.2 to 69.7) | 62.3 (58.3 to 66.5) |
| Swaziland | Unmarried | 17.4 (9.3 to 29) | 55.4 (41.6 to 68.6) | 62.1 (47.5 to 74.5) | 67.7 (52.3 to 80.7) | 55.6 (39.9 to 70.4) | 43.3 (27.1 to 59.7) | 28.1 (16.3 to 42.3) | 43.8 (38.4 to 49.4) | 47.4 (42.3 to 52.3) |
| Zimbabwe | Married /in-union | 48.9 (40.6 to 57.6) | 66.4 (58.7 to 73.2) | 71.6 (64 to 77.9) | 72.8 (66.4 to 79.1) | 72.5 (65.3 to 78.8) | 67.5 (59.7 to 74.6) | 53.3 (44.6 to 61.8) | 67.5 (64.6 to 70.4) | 64.7 (61.8 to 67.6) |
| Zimbabwe | Unmarried | 5.2 (2.5 to 9.6) | 28.8 (19.8 to 38.4) | 43.2 (32.4 to 55.2) | 48.2 (36.4 to 59.4) | 41.8 (30.7 to 54.1) | 31.1 (22 to 40.9) | 17.8 (10.8 to 26.7) | 21.8 (18.8 to 24.8) | 30.8 (27.1 to 34.5) |
| Benin | Married /in-union | 6.3 (3.9 to 9.5) | 9.2 (6.2 to 12.8) | 11.6 (8.3 to 15.5) | 13.6 (10 to 17.8) | 14.2 (10.5 to 19.2) | 13.8 (10.1 to 18.5) | 9.7 (6.6 to 13.3) | 11.7 (10.2 to 13.3) | 11 (9.7 to 12.4) |
| Benin | Unmarried | 7.1 (3.7 to 11.6) | 17.6 (12.7 to 23.8) | 19.8 (13.8 to 26.1) | 16.1 (10.3 to 23.2) | 10.2 (5.7 to 16.8) | 13.2 (8 to 20.2) | 5.3 (2.5 to 9.2) | 10.7 (8.3 to 13.6) | 13.1 (11 to 15.3) |
| Burkina Faso | Married /in-union | 15 (11.2 to 19.5) | 24.7 (20.3 to 29.6) | 27.5 (23.1 to 32.3) | 31.2 (26.4 to 37) | 27 (22 to 32.4) | 25.7 (20.9 to 31.3) | 12.1 (9 to 15.8) | 24.9 (23 to 26.9) | 23.5 (21.8 to 25.5) |
| Burkina Faso | Unmarried | 7.2 (4.3 to 11.6) | 33.7 (26.3 to 42) | 43.2 (33.9 to 53.1) | 34 (24.4 to 45) | 22.7 (14.3 to 33.6) | 18.7 (11 to 28.3) | 11.1 (6.1 to 18.4) | 15.9 (13.5 to 19) | 25 (22 to 28) |

| | | | | | | | | | | |
|---------------|-------------------|------------------------|------------------------|------------------------|------------------------|------------------------|------------------------|------------------------|------------------------|------------------------|
| Cameroon | Married /in-union | 14.3 (8.9 to 20.5) | 20.1 (13.6 to 26.9) | 20.7 (14.9 to 27.5) | 20.5 (13.8 to 27.4) | 23.2 (16.1 to 30.6) | 20.8 (14.4 to 28.4) | 14.4 (9.5 to 20.7) | 19.9 (17.3 to 22.8) | 19.2 (16.8 to 21.7) |
| Cameroon | Unmarried | 20.1 (11.2 to 32) | 44.2 (31.1 to 56.3) | 41.1 (28.4 to 54.6) | 38.4 (25.5 to 51.6) | 27.9 (16.9 to 41) | 19.6 (10.7 to 31.7) | 13.1 (6.5 to 23) | 29.2 (23.8 to 35.2) | 30.2 (25.6 to 34.9) |
| Cape Verde | Married /in-union | 44.1 (31 to 57.3) | 52.9 (39.2 to 66.3) | 54.3 (39.2 to 67.1) | 57.9 (45.4 to 69.7) | 57 (44.4 to 69.1) | 52.8 (39.9 to 65.4) | 40.3 (27.4 to 53.8) | 53.4 (48.2 to 58.3) | 51.5 (46.8 to 56.6) |
| Cape Verde | Unmarried | 15.8 (6.3 to 32.1) | 39.1 (20.1 to 62.6) | 46.8 (24.6 to 69.3) | 43.1 (20.9 to 65.5) | 30.7 (13.4 to 53.8) | 25.1 (10.1 to 45.3) | 18.5 (6.4 to 37) | 30.6 (22.9 to 39.3) | 31.9 (24.7 to 39.9) |
| Chad | Married /in-union | 2.5 (1.3 to 4.1) | 3.3 (1.9 to 5.6) | 4.4 (2.5 to 7) | 5.5 (3.4 to 8.5) | 5.2 (3.1 to 7.9) | 4.5 (2.6 to 7.3) | 2.8 (1.5 to 4.6) | 4.1 (3.4 to 5) | 4 (3.3 to 4.8) |
| Chad | Unmarried | 1.7 (0.7 to 3.2) | 7.7 (4.3 to 12.3) | 10.7 (5.8 to 17.7) | 9.8 (5.1 to 16.3) | 6.2 (2.9 to 11.6) | 4.4 (2 to 8.8) | 0.9 (0.3 to 2.1) | 3.9 (2.9 to 5.3) | 6.1 (4.6 to 8) |
| Cote d'Ivoire | Married /in-union | 8.3 (5.7 to 11.6) | 14.4 (11 to 18.1) | 18.6 (14.8 to 22.5) | 18.6 (14.8 to 22.5) | 22.4 (18 to 27.4) | 15.7 (11.9 to 19.6) | 9.7 (6.8 to 13.1) | 16.7 (15.2 to 18.3) | 15.4 (14 to 16.8) |
| Cote d'Ivoire | Unmarried | 14.4 (9.7 to 20.3) | 33.2 (26.3 to 40.6) | 29.5 (22.4 to 36.9) | 29 (21 to 38) | 23.9 (16.5 to 32) | 15.9 (10 to 23) | 4.5 (1.8 to 9.4) | 21.9 (18.9 to 25.2) | 22.3 (19.8 to 25.1) |
| The Gambia | Married /in-union | 4.3 (2.3 to 7.3) | 8.9 (5.4 to 13.7) | 11.5 (7.3 to 16.6) | 14.1 (9.2 to 20.8) | 15.5 (9.7 to 22.7) | 13.8 (8.9 to 20) | 10.6 (6.3 to 15.9) | 11.8 (10 to 14.1) | 11 (9.3 to 12.9) |
| The Gambia | Unmarried | 1.1 (0.4 to 2.8) | 5.9 (2.7 to 10.9) | 13.2 (6.8 to 22.8) | 18.3 (9.2 to 31.3) | 19.3 (10 to 33.4) | 13.4 (5.8 to 25.6) | 5.1 (1.7 to 11.3) | 5.3 (4 to 7.3) | 10.7 (8.1 to 14) |
| Ghana | Married /in-union | 22.2 (17.1 to 28.9) | 28.6 (23.1 to 34.7) | 27.5 (22.1 to 33.1) | 28.8 (23.5 to 34.6) | 27.5 (22.4 to 32.9) | 23.6 (18.6 to 29) | 17.6 (13.2 to 23.4) | 26.3 (24.2 to 28.5) | 25.4 (23.5 to 27.6) |
| Ghana | Unmarried | 7 (4.3 to 10.6) | 22 (16.5 to 28.1) | 25 (19.6 to 31.4) | 19.6 (14.2 to 25.5) | 13.7 (9.4 to 19) | 14 (9.1 to 20.1) | 7.3 (4.2 to 11.9) | 14.5 (12.5 to 16.8) | 15.9 (14.1 to 17.9) |
| Guinea | Married /in-union | 4.7 (3.3 to 6.5) | 5.7 (4.2 to 7.3) | 6.1 (4.5 to 8.1) | 7.5 (5.7 to 9.7) | 7.7 (5.8 to 9.8) | 5.9 (4.2 to 8) | 3.8 (2.4 to 5.6) | 6.2 (5.5 to 6.9) | 5.9 (5.3 to 6.6) |
| Guinea | Unmarried | 5.4 (2.7 to 9.5) | 17.1 (10.8 to 24.5) | 25.3 (16.3 to 35.7) | 19.7 (12.5 to 28.6) | 20.3 (11.5 to 32.6) | 6.7 (3 to 12.6) | 4 (1.4 to 8.9) | 11.5 (9.1 to 14.3) | 14.5 (11.9 to 17.3) |
| Guinea-Bissau | Married /in-union | 5.8 (3.2 to 9.2) | 9.3 (5.8 to 13.7) | 12.4 (8.7 to 17.6) | 14.4 (10.1 to 19.8) | 17.7 (12.5 to 23.7) | 13.1 (8.9 to 18.4) | 7.2 (4.3 to 11) | 12.5 (10.7 to 14.7) | 11.3 (9.7 to 13.1) |
| Guinea-Bissau | Unmarried | 29.3 (18.2 to 41.9) | 52.2 (38.6 to 63.8) | 50.7 (36.3 to 64) | 42.2 (29.7 to 56.2) | 27.4 (15.7 to 40.9) | 20.2 (10.5 to 32.6) | 9.1 (3.9 to 17.5) | 37.6 (31.2 to 45) | 34.6 (29.8 to 39.8) |
| Liberia | Married /in-union | 13 (7.9 to 19.5) | 23.1 (16.3 to 30.5) | 26.4 (18.9 to 35.3) | 24.3 (16.6 to 32.9) | 23.4 (16 to 32) | 18.3 (12.4 to 25) | 8.7 (5.1 to 13.5) | 21.3 (18.4 to 24.5) | 20 (17.3 to 22.6) |
| Liberia | Unmarried | 17.3 (9.1 to 28.7) | 34.7 (22.1 to 48.5) | 31.8 (20 to 46.8) | 33.7 (20.2 to 50) | 23.1 (12.9 to 37.1) | 17.1 (8.5 to 29.3) | 6.1 (2.2 to 13.2) | 23.6 (18.4 to 29.9) | 24.3 (19.9 to 29.2) |
| Mali | Married /in-union | 9.3 (7 to 11.8) | 15.4 (12.7 to 18.3) | 17.2 (14.2 to 20.6) | 18.2 (15.1 to 21.3) | 19 (15.8 to 22.6) | 15.7 (12.9 to 19.2) | 9.3 (6.8 to 12.1) | 15.5 (14.3 to 16.7) | 14.9 (13.9 to 16.1) |
| Mali | Unmarried | 5.6 (2.4 to 10.6) | 23.7 (15.5 to 33.6) | 30 (20.2 to 42.6) | 28.9 (18.2 to 40.9) | 19.1 (10.6 to 31.9) | 9.3 (4.5 to 16.4) | 7.4 (3.4 to 14.1) | 11 (8 to 14.9) | 18.2 (15 to 21.8) |
| Mauritania | Married /in-union | 9.6 (6.2 to 13.8) | 17 (12.6 to 22) | 19.9 (15.1 to 25.6) | 21.9 (16.8 to 27.4) | 17 (12.5 to 22.5) | 15.1 (10.9 to 19.8) | 8.9 (5.8 to 13) | 16.7 (14.9 to 18.7) | 15.8 (14.1 to 17.6) |
| Mauritania | Unmarried | 0.5 (0.2 to 1.1) | 2.6 (1.3 to 4.8) | 5.9 (3 to 10) | 4.9 (2.4 to 8.5) | 4.4 (1.9 to 8.2) | 5.7 (2.9 to 10.5) | 5.5 (2.6 to 10) | 2.7 (2 to 3.5) | 4 (3.1 to 5.2) |
| Niger | Married /in-union | 12.7 (9 to 16.9) | 25.1 (20 to 30.5) | 29.5 (24 to 34.9) | 27.6 (22 to 33.6) | 23.6 (19 to 29) | 16.6 (12.5 to 21.7) | 7.8 (5.1 to 11.2) | 22.1 (20.2 to 24.2) | 20.9 (19.2 to 22.8) |

| | | | | | | | | | | |
|-----------------------|----------------------|------------------------|------------------------|------------------------|------------------------|------------------------|------------------------|------------------------|------------------------|------------------------|
| Niger | Unmarried | 0.4 (0.2 to 1) | 6.9 (4.1 to 11.1) | 6.9 (4 to 11.2) | 11.8 (7.3 to 18.6) | 2.8 (1.1 to 5.6) | 1 (0.3 to 2.5) | 0.5 (0.1 to 1.2) | 2.7 (1.9 to 3.6) | 4.6 (3.6 to 5.9) |
| Nigeria | Married /in-union | 5.4 (3.6 to 7.7) | 11.1 (8.1 to 14.6) | 17.9 (14.2 to 22.1) | 20.2 (16.3 to 25.2) | 21.7 (17.8 to 26.1) | 21.4 (17.1 to 25.9) | 18.6 (14.8 to 22.9) | 17 (15.6 to 18.5) | 16.1 (14.7 to 17.4) |
| Nigeria | Unmarried | 8.8 (4.7 to 14.5) | 18.1 (12.8 to 24) | 26.6 (20.6 to 33) | 21.4 (15.9 to 28.2) | 16.7 (11.4 to 23.2) | 10.3 (6.1 to 16.9) | 6.4 (3.7 to 10.9) | 13.7 (11.2 to 16.7) | 15.9 (13.9 to 18) |
| Sao Tome and Principe | Married /in-union | 29.6 (19.9 to 39.8) | 43.3 (33.3 to 53.6) | 44.9 (35.1 to 54.8) | 45.1 (36.2 to 54.9) | 42.5 (33.1 to 52.2) | 38.7 (29.3 to 48.7) | 21.9 (14.5 to 31.2) | 40.4 (36.2 to 44.2) | 38.5 (34.6 to 42.3) |
| Sao Tome and Principe | Unmarried | 14.2 (7.7 to 23.1) | 32.1 (20.3 to 46.6) | 38 (24.5 to 52.7) | 28.1 (16.3 to 41.3) | 25.8 (14.3 to 39.9) | 21 (11.4 to 34.4) | 12 (5.3 to 21.9) | 22.2 (17.7 to 27.4) | 25 (20.7 to 29.5) |
| Senegal | Married /in-union | 8 (5.3 to 11.1) | 20.8 (16.5 to 25.7) | 28.4 (23.7 to 33.5) | 32.5 (27.5 to 37.7) | 33.1 (28.3 to 38.5) | 31.5 (26.6 to 36.7) | 21.2 (17.1 to 26.1) | 26.9 (25 to 28.9) | 24.6 (22.9 to 26.3) |
| Senegal | Unmarried | 1.3 (0.6 to 2.5) | 6.2 (4.1 to 9.1) | 8.9 (6.3 to 12.4) | 13.5 (9 to 19.2) | 11.1 (7.1 to 16.2) | 12.4 (7.7 to 17.6) | 10.8 (6.5 to 16) | 5.5 (4.6 to 6.5) | 8.8 (7.4 to 10.3) |
| Sierra Leone | Married /in-union | 10.5 (6.9 to 15.2) | 17.4 (13 to 22.6) | 20.5 (15.6 to 26.3) | 22.8 (17.8 to 28.4) | 23 (18 to 28.7) | 19 (14.3 to 24.2) | 11.1 (7.5 to 15.8) | 19.1 (17.2 to 21.3) | 17.8 (16.1 to 19.8) |
| Sierra Leone | Unmarried | 22.2 (14.7 to 31.1) | 47.9 (38.6 to 57.7) | 49.8 (39.9 to 59.4) | 42.8 (32.9 to 52.9) | 29.1 (20.1 to 38.7) | 17.8 (10.8 to 27.1) | 9.7 (4.8 to 17.2) | 32.2 (27.5 to 37.1) | 32.7 (29.1 to 36.4) |
| Togo | Married /in-union | 10.4 (5.8 to 16.5) | 17.5 (11 to 24.8) | 20.8 (14 to 29.5) | 20.8 (13.5 to 29.1) | 20.2 (13.2 to 28.8) | 19.8 (13.1 to 28.2) | 13 (7.6 to 20.4) | 18.9 (15.9 to 22.3) | 17.5 (14.8 to 20.4) |
| Togo | Unmarried | 12 (5.7 to 21.4) | 27.5 (16.6 to 41.2) | 27.4 (15.9 to 40.9) | 19.4 (10.3 to 32.3) | 12.4 (5.6 to 23.1) | 8.9 (3.7 to 17.4) | 4.5 (1.7 to 9.7) | 16.9 (12.5 to 22.3) | 16.8 (13.3 to 20.9) |
| American Samoa | Married /in-union | 33.4 (20.6 to 47.7) | 47 (31.7 to 62.1) | 54.6 (39.3 to 67.9) | 60.1 (45.2 to 72.8) | 62.6 (48.1 to 76.2) | 61.1 (47.4 to 73.6) | 55.3 (40.5 to 69.1) | 56.4 (50.8 to 61.9) | 52.6 (47.4 to 57.8) |
| American Samoa | Unmarried | 2.7 (0.7 to 7.5) | 9.1 (2.7 to 21.5) | 15 (4.5 to 34.7) | 25.1 (8.7 to 48.2) | 22.4 (7.8 to 44.9) | 15.8 (5 to 36.3) | 17.8 (6.6 to 36.7) | 8.8 (5.6 to 13.3) | 14.9 (9.4 to 21.1) |
| Bermuda | Married /in-union | 67.6 (54 to 80.2) | 74.2 (62.1 to 84.5) | 77.8 (66.1 to 86.7) | 79.3 (68.3 to 87.8) | 80 (68.7 to 88.2) | 77.8 (65.9 to 86.8) | 71.2 (57.1 to 82.3) | 76.8 (71.8 to 81.2) | 75.3 (70.7 to 79.6) |
| Bermuda | Unmarried | 17.7 (5.8 to 40.1) | 37.8 (14.9 to 64.9) | 46.4 (20.7 to 73.7) | 44.6 (19.4 to 71) | 43.7 (19.1 to 70) | 41 (16.9 to 68.8) | 32.9 (12.2 to 60.5) | 35.9 (26.9 to 45.6) | 37.4 (28.3 to 47.2) |
| Cook Islands | Married /in-union | 40.8 (26.5 to 56.1) | 53.9 (38.2 to 67.8) | 61.5 (48 to 74.4) | 66.7 (53 to 78.4) | 68.7 (56.4 to 79.4) | 67.2 (53.9 to 79.3) | 62.2 (48 to 74.6) | 63.8 (58 to 68.9) | 59.3 (54.3 to 64.2) |
| Cook Islands | Unmarried | 3.1 (0.8 to 7.9) | 10.6 (3 to 26) | 17.1 (5.4 to 36.6) | 27.1 (10.8 to 48.8) | 24.6 (9.5 to 46.5) | 17.7 (5.4 to 38.7) | 19.9 (6.3 to 41.2) | 9.8 (6.4 to 14.6) | 16.6 (11.5 to 22.6) |
| Greenland | Married /in-union | 45.6 (31.3 to 60.8) | 54 (38.6 to 68.3) | 54.4 (39.7 to 68.1) | 57.4 (42.8 to 70.7) | 62.9 (47.6 to 75.9) | 63.7 (49.6 to 76.4) | 57.5 (41.9 to 70.8) | 58.2 (52 to 64.2) | 55.9 (50.3 to 61.6) |
| Greenland | Unmarried | 28.4 (10.1 to 54.2) | 50.9 (26 to 75.2) | 50.7 (27 to 73.8) | 53.9 (27.9 to 77) | 47.3 (20.8 to 73.5) | 48.5 (23.3 to 74.2) | 29 (11 to 53.6) | 42.2 (31.8 to 53.7) | 44.3 (34.6 to 53.8) |
| Guam | Married /in-union | 44.6 (30.2 to 59.3) | 57.7 (43.4 to 71.7) | 64.7 (49.1 to 77.5) | 69.6 (56.3 to 80.2) | 71.5 (58.6 to 81.8) | 70.3 (56.7 to 80.8) | 65.3 (51.7 to 76.9) | 66.8 (61.3 to 71.6) | 62.6 (57.1 to 67.6) |
| Guam | Unmarried | 3.5 (1 to 8.5) | 10.9 (3.5 to 26.4) | 17.9 (5.6 to 36.6) | 29.1 (11.3 to 51.5) | 26.4 (10 to 52.5) | 18.4 (6.3 to 37.6) | 21 (7.4 to 43.5) | 12.4 (8.6 to 17.5) | 17.6 (12 to 23.6) |
| Monaco | Married /in-union | 78.6 (66.7 to 87) | 80.9 (70.1 to 88.5) | 77.1 (65.9 to 85.9) | 73.8 (60.5 to 84.2) | 74.8 (63.2 to 84.1) | 69.6 (56.3 to 80.7) | 59.1 (43.8 to 71.8) | 70 (64.1 to 75.5) | 74.3 (70 to 78.1) |
| Monaco | Unmarried | 36.3 (14.7 to 62.3) | 76.9 (54.1 to 91.3) | 73.9 (49.8 to 90.1) | 82.2 (61.5 to 93.5) | 64.8 (39.6 to 84.5) | 62.7 (34.3 to 83.9) | 47.4 (21.8 to 73.1) | 60.6 (50.7 to 69.9) | 63.8 (55 to 71.8) |

| | | | | | | | | | | |
|--------------------------|-------------------|------------------------|------------------------|------------------------|------------------------|------------------------|------------------------|------------------------|------------------------|------------------------|
| Nauru | Married /in-union | 18.4 (9.9 to 29.2) | 21.7 (12.6 to 33.1) | 28.8 (18.3 to 40.8) | 36.4 (24.5 to 49.2) | 40.2 (27.5 to 53.3) | 47.9 (35.3 to 60.6) | 42.5 (29.5 to 55.4) | 34.6 (29.9 to 39.6) | 32.4 (28.3 to 37) |
| Nauru | Unmarried | 1.2 (0.3 to 3.2) | 3.4 (0.9 to 8.5) | 6.6 (1.9 to 14.8) | 13.9 (4.3 to 28.7) | 14 (4.3 to 30.4) | 11.8 (3.7 to 26.8) | 13.9 (4.4 to 31.1) | 5.5 (3.6 to 7.9) | 8.7 (5.6 to 12.7) |
| Niue | Married /in-union | 35.3 (21.8 to 50.1) | 48.7 (32.8 to 63.9) | 56.3 (40.6 to 69.3) | 61.9 (47.6 to 74.6) | 64 (50.4 to 75.8) | 62.6 (48.2 to 75.1) | 57.1 (41.6 to 71) | 58.8 (52.9 to 64.2) | 54.3 (48.7 to 59.3) |
| Niue | Unmarried | 2.8 (0.8 to 7.3) | 9.3 (2.8 to 22.3) | 15.1 (4.8 to 33.9) | 25.2 (9.7 to 48.2) | 23.3 (8.8 to 45.7) | 16.3 (5.4 to 37) | 18.6 (6 to 38.2) | 10.4 (6.9 to 14.7) | 15.2 (10.2 to 21.2) |
| Northern Mariana Islands | Married /in-union | 37.9 (23.9 to 53.4) | 51.5 (36.1 to 65.7) | 58.8 (43.9 to 71.4) | 64.5 (51.5 to 76.6) | 66 (50.9 to 78.4) | 65 (51.5 to 76.6) | 59.3 (44.9 to 72.3) | 60.6 (54.7 to 66) | 56.7 (51.6 to 61.9) |
| Northern Mariana Islands | Unmarried | 3 (0.8 to 7.4) | 9.8 (3.2 to 23.3) | 15.9 (5.1 to 34.4) | 25.9 (9.3 to 46.6) | 23.5 (8.9 to 47.7) | 16.9 (5.3 to 37.4) | 18.6 (6.4 to 39.2) | 9.4 (6.2 to 13.5) | 15.7 (10.5 to 21.6) |
| Palau | Married /in-union | 34.7 (21.1 to 50.2) | 48.8 (33.7 to 63.8) | 56.3 (41.4 to 70.4) | 61.5 (46.7 to 73.8) | 63.8 (49.1 to 76.3) | 62.4 (48.1 to 75.3) | 56.8 (39.9 to 71.3) | 59 (52.8 to 65.3) | 54 (48.4 to 59.6) |
| Palau | Unmarried | 2.8 (0.7 to 7.6) | 9.2 (2.5 to 21.9) | 15.1 (4.5 to 32.3) | 25 (8.9 to 48.9) | 22.4 (8 to 44.2) | 15.7 (4.9 to 34.3) | 18.3 (6 to 38.1) | 10.9 (7.2 to 15.2) | 15 (10 to 20.3) |
| Puerto Rico | Married /in-union | 62.5 (48.8 to 74.2) | 67.3 (54.7 to 77.8) | 75.5 (65.1 to 84) | 80.3 (70.6 to 87.3) | 80.9 (71.4 to 88) | 80.7 (71.4 to 88) | 77.4 (66 to 85.7) | 77.3 (73.4 to 80.8) | 74.3 (70 to 78.1) |
| Puerto Rico | Unmarried | 9.9 (2.9 to 22.6) | 27.5 (10.1 to 52.3) | 37.4 (17.3 to 63.8) | 47.5 (23.3 to 71.3) | 51.4 (26.6 to 76.1) | 51.9 (25.7 to 77.1) | 48.7 (24.2 to 74.4) | 33.6 (25.9 to 41.9) | 37.6 (29.3 to 46.1) |
| Saint Kitts and Nevis | Married /in-union | 57 (41.8 to 71.8) | 66.1 (51.4 to 78.9) | 70.2 (57 to 80.8) | 72.6 (59.2 to 83.3) | 73.3 (60.2 to 83.7) | 70.3 (56.3 to 81.5) | 63.3 (48.5 to 76.2) | 69.2 (63.9 to 74.3) | 67.3 (62 to 72.1) |
| Saint Kitts and Nevis | Unmarried | 14.6 (4.4 to 32.5) | 34.2 (12.7 to 62.2) | 40.8 (18.2 to 65.7) | 40.2 (17.9 to 66.5) | 39.4 (15.8 to 67.9) | 36.5 (14.5 to 61.7) | 29.5 (10.4 to 59.4) | 31.7 (23.2 to 40.8) | 33.3 (24.6 to 42.8) |
| San Marino | Married /in-union | 76.8 (64.6 to 85.8) | 79.5 (68.1 to 87.7) | 75.4 (63 to 84.9) | 71.5 (58.2 to 82.1) | 72.9 (59.8 to 82.4) | 67.7 (54.6 to 79.5) | 56.5 (40.5 to 70.7) | 67.5 (61.4 to 72.9) | 72.4 (67.7 to 76.7) |
| San Marino | Unmarried | 35.6 (14.1 to 61.8) | 75.5 (50 to 90.8) | 73.5 (48.2 to 89.4) | 81 (60.9 to 92.7) | 64.6 (38 to 86.1) | 62.5 (36.5 to 82.6) | 46 (21.4 to 73) | 59.6 (50.2 to 68.8) | 63 (54.1 to 70.8) |
| Tokelau | Married /in-union | 27.4 (16.3 to 40.7) | 40.1 (24.8 to 55.7) | 47.6 (32.8 to 62.2) | 53.7 (38.8 to 67.1) | 56.1 (40.7 to 69.5) | 54.5 (40.3 to 67.9) | 48.5 (33.6 to 62.2) | 50.2 (44.5 to 55.9) | 46 (40.4 to 51.2) |
| Tokelau | Unmarried | 2.4 (0.6 to 6.6) | 7.9 (2.2 to 19) | 13.3 (4.1 to 29.5) | 22.1 (8 to 41.4) | 19.8 (6.5 to 39.9) | 13.9 (4.5 to 32.5) | 16.2 (4.8 to 36.9) | 8.4 (5.4 to 12.3) | 13.2 (8.9 to 18.4) |
| Tuvalu | Married /in-union | 19.8 (11 to 31.8) | 19.8 (11.6 to 31.5) | 25.7 (16.3 to 38.2) | 27.6 (17.1 to 39.7) | 35.5 (23.8 to 48.3) | 36.5 (24.9 to 48.7) | 28 (17.9 to 40) | 28.5 (24.1 to 33.2) | 26.9 (22.9 to 31.1) |
| Tuvalu | Unmarried | 2 (0.6 to 5.1) | 3.2 (1 to 7.2) | 12.8 (4.7 to 27.7) | 13 (4.1 to 27.7) | 14 (4.7 to 32.3) | 9.7 (2.7 to 22.8) | 6.3 (1.7 to 15.9) | 4.7 (3.1 to 7.2) | 8.5 (5.6 to 12.6) |
| Virgin Islands, U.S. | Married /in-union | 67.9 (51.9 to 80.4) | 74.7 (61.7 to 85.3) | 78.2 (67.1 to 87.1) | 80.3 (69.5 to 88.6) | 80.3 (69.7 to 88.4) | 78.4 (66.3 to 86.8) | 71.4 (58 to 83) | 77.2 (72.8 to 81.6) | 75.8 (71.1 to 79.9) |
| Virgin Islands, U.S. | Unmarried | 17.3 (5.5 to 37.4) | 38.3 (15 to 65.3) | 45.6 (19.7 to 72.7) | 45.7 (19.6 to 75.8) | 43.9 (18.5 to 70.5) | 40.4 (17.4 to 67.9) | 32.7 (13.2 to 59.3) | 34.8 (26.2 to 44.6) | 37.4 (28.2 to 47.1) |
| South Sudan | Married /in-union | 2.6 (1.3 to 4.8) | 3.1 (1.7 to 5.3) | 4.2 (2.4 to 6.8) | 3.6 (1.9 to 6.2) | 3.1 (1.6 to 5.3) | 3.1 (1.4 to 5.5) | 3.4 (1.7 to 6) | 3.3 (2.6 to 4.2) | 3.3 (2.6 to 4.1) |
| South Sudan | Unmarried | 1.9 (0.5 to 4.8) | 5.7 (1.5 to 13.7) | 9.3 (2.6 to 21.3) | 8.1 (2.3 to 19.4) | 6.5 (1.8 to 15.2) | 4.6 (1.4 to 11.2) | 4 (1.1 to 10.6) | 3.7 (2.2 to 5.9) | 5.7 (3.6 to 8.9) |
| Sudan | Married /in-union | 7.4 (4.5 to 11.2) | 12.1 (8.1 to 17.1) | 16.2 (11.8 to 21.7) | 15.9 (11.2 to 21.6) | 16.4 (11.8 to 22.5) | 14.7 (10.2 to 20.2) | 9.4 (6 to 13.7) | 14.1 (12.1 to 16.3) | 13.1 (11.3 to 15.1) |

| | | | | | | | | | | |
|-------|-----------|-------------------|---------------------|---------------------|---------------------|---------------------|---------------------|-------------------|---------------------|---------------------|
| Sudan | Unmarried | 0.1 (0 to 0.2) | 0.3 (0.1 to 0.8) | 0.5 (0.1 to 1.3) | 0.4 (0.1 to 1.1) | 0.7 (0.2 to 1.9) | 1.8 (0.5 to 4.7) | 1 (0.3 to 2.7) | 0.4 (0.2 to 0.6) | 0.6 (0.4 to 1.1) |
|-------|-----------|-------------------|---------------------|---------------------|---------------------|---------------------|---------------------|-------------------|---------------------|---------------------|

Table 2 – Need for family planning satisfied with modern methods in 2019, by age and marital status

| Location | Group | 15-19 | 20-24 | 25-29 | 30-34 | 35-39 | 40-44 | 45-49 | 15-49 | Age-standardized |
|-------------|----------------------|------------------------|------------------------|------------------------|------------------------|------------------------|------------------------|------------------------|------------------------|------------------------|
| Global | Married/ in-union | 47.2 (44.3 to 49.9) | 65.6 (62.5 to 68.4) | 74 (72 to 75.8) | 78.7 (77.2 to 80.1) | 78.8 (77.4 to 80) | 78.4 (77.1 to 79.6) | 79.9 (78.5 to 81.2) | 76 (75.4 to 76.7) | 72.3 (71.5 to 73.1) |
| Global | Unmarried | 68.5 (65 to 71.7) | 77.2 (75.1 to 79.1) | 79.6 (77.4 to 81.5) | 81.4 (79 to 83.4) | 83.1 (80.9 to 85.1) | 85.5 (83.4 to 87.3) | 92 (90.6 to 93.2) | 79 (78.2 to 79.9) | 81.6 (80.8 to 82.5) |
| China | Married/ in-union | 63.8 (48.1 to 78.6) | 90.4 (82.9 to 94.8) | 95.4 (92.3 to 97.4) | 97.7 (96.2 to 98.6) | 98.1 (96.9 to 98.9) | 98 (96.7 to 98.8) | 96.9 (94.6 to 98.3) | 96.7 (95.8 to 97.4) | 92 (89.9 to 93.9) |
| China | Unmarried | 44.3 (17.4 to 76.1) | 69.3 (36.3 to 91.1) | 75.5 (45.5 to 92.8) | 85.8 (62.9 to 96.8) | 92.2 (76.3 to 98.2) | 93.9 (84 to 98.6) | 97.6 (92.6 to 99.5) | 78.2 (65.8 to 87.2) | 88.7 (81.5 to 93.5) |
| North Korea | Married/ in-union | 44.4 (30.7 to 58.7) | 53.2 (42 to 64) | 64.8 (57.5 to 71.7) | 81 (75.8 to 85.3) | 89.5 (85.6 to 92.5) | 91.3 (87.7 to 94) | 91.4 (88.3 to 94.1) | 82.4 (80.3 to 84.3) | 75.4 (72.7 to 78.2) |
| North Korea | Unmarried | 28 (8.9 to 56) | 51.6 (21.3 to 78.2) | 52.5 (23.4 to 79.3) | 67.3 (36 to 88.6) | 84.2 (64 to 95.2) | 89.4 (72.8 to 96.9) | 96.4 (90.6 to 98.9) | 71.2 (58.5 to 81.5) | 77.5 (65.9 to 86) |
| Taiwan | Married/ in-union | 79.6 (67.3 to 88.1) | 88.7 (80.8 to 93.6) | 92.4 (87.6 to 95.7) | 96.1 (93.8 to 97.8) | 97.2 (95.3 to 98.5) | 97.5 (95.8 to 98.7) | 97.4 (95.5 to 98.6) | 96 (95 to 96.8) | 92.6 (90.6 to 94.3) |
| Taiwan | Unmarried | 58.6 (27.6 to 85.1) | 78.6 (51 to 93.8) | 79.7 (52.5 to 94.6) | 88.7 (71.5 to 97.1) | 94.8 (85.7 to 98.5) | 96.7 (90.3 to 99) | 98.8 (96.7 to 99.6) | 91.1 (85.5 to 94.9) | 92.5 (87.8 to 95.8) |
| Cambodia | Married/ in-union | 46.3 (34.7 to 56.9) | 56.5 (47.3 to 65.6) | 61.2 (52.3 to 70.4) | 61.6 (51.8 to 70.1) | 60.8 (51.7 to 69.9) | 54.5 (45.5 to 63.9) | 42.6 (32.2 to 53) | 58 (54 to 62) | 56.4 (52.6 to 60) |
| Cambodia | Unmarried | 37.6 (17 to 60.5) | 59.4 (42.4 to 73) | 54.1 (34.2 to 71.3) | 56.5 (35.6 to 74.4) | 71.9 (53.2 to 84.3) | 76.7 (62 to 87.3) | 87 (78.5 to 92.2) | 64.7 (57.2 to 71.7) | 67.9 (60.2 to 74.9) |
| Indonesia | Married/ in-union | 77.7 (71.2 to 83.4) | 82.4 (77.9 to 86.6) | 80.7 (76.2 to 84.6) | 81.2 (76.5 to 84.9) | 79.2 (74.8 to 83.5) | 73.8 (68.1 to 78.4) | 67.2 (61.5 to 72.5) | 77.5 (75.4 to 79.3) | 78.1 (76.2 to 79.9) |
| Indonesia | Unmarried | 34.5 (12.5 to 61.8) | 47.7 (27.2 to 68.1) | 72.7 (57.5 to 84.6) | 89.1 (80.8 to 93.8) | 85.8 (74 to 93.1) | 90.7 (82.6 to 95.8) | 94.4 (89.1 to 97.5) | 73.6 (66.3 to 80.4) | 84.6 (80.5 to 88.2) |
| Laos | Married/ in-union | 56.7 (49.9 to 64.1) | 66.3 (60.5 to 71.4) | 70.9 (65.5 to 75.6) | 71.8 (66.5 to 76.4) | 70.5 (65.4 to 75.2) | 61.7 (56 to 67.2) | 52.2 (45.9 to 58.7) | 66.6 (64.4 to 68.7) | 65.3 (63.2 to 67.3) |
| Laos | Unmarried | 36.2 (17.8 to 57.9) | 53 (40.2 to 64.8) | 61 (46.3 to 74.5) | 79.3 (67.4 to 87.2) | 82.1 (72.7 to 89.2) | 83 (71 to 90.4) | 93.7 (90.2 to 96.2) | 60.9 (53.9 to 67.6) | 73 (68 to 77.8) |
| Malaysia | Married/ in-union | 73.2 (59.7 to 83.5) | 79.5 (69.2 to 87.2) | 81.7 (72.4 to 88.7) | 82.5 (73.8 to 89.6) | 82.3 (73.2 to 89.4) | 78.9 (68.8 to 87.2) | 74.8 (63.2 to 84.4) | 80.5 (76.6 to 83.9) | 79.4 (75.7 to 82.7) |
| Malaysia | Unmarried | 60.3 (29 to 84.7) | 68.1 (39.7 to 87.1) | 77.4 (51.1 to 91.2) | 84.2 (64.1 to 94) | 90.6 (79.5 to 96) | 91.4 (79.9 to 96.4) | 95.9 (90.3 to 98.3) | 84.3 (76.4 to 89.8) | 88.1 (82.9 to 92.3) |
| Maldives | Married/ in-union | 27.2 (16.7 to 39.9) | 30.2 (20 to 42.7) | 33.2 (22.5 to 44.3) | 40.1 (29 to 51.5) | 45.1 (33.2 to 57.3) | 47 (35.8 to 57.8) | 42.6 (31 to 55.6) | 40.3 (35.6 to 45.3) | 37.7 (33.3 to 42.2) |
| Maldives | Unmarried | 6.2 (1.6 to 16.6) | 10.3 (3 to 25.6) | 20.5 (7.8 to 38.1) | 12.7 (3.7 to 27.1) | 40.3 (19.6 to 63.1) | 30.8 (13.3 to 52.5) | 73.9 (51.9 to 88.6) | 27.6 (19.4 to 36.6) | 33.4 (24 to 44) |

| | | | | | | | | | | |
|--|----------------------|---------------------------|---------------------------|---------------------------|---------------------------|---------------------------|---------------------------|---------------------------|---------------------------|---------------------------|
| Myanmar | Married/ in-union | 76.6 (68.4 to 83.6) | 81.6 (74.8 to 87.5) | 81.5 (75 to 87) | 80 (72.3 to 86.1) | 80.9 (73.8 to 86.6) | 70.5 (61.3 to 78.4) | 57.9 (45.9 to 69.7) | 77 (74.1 to 79.7) | 77.5 (74.8 to 80.2) |
| Myanmar | Unmarri ed | 51.3 (20.1 to 82.9) | 68.6 (38.3 to 89.5) | 85.1 (64.2 to 95.3) | 61.6 (30.7 to 86.8) | 90.6 (78 to 96.9) | 58.7 (31.1 to 83.7) | 84.2 (63.7 to 95.6) | 75 (64.2 to 84.1) | 77.2 (66.4 to 85.6) |
| Philippine s | Married/ in-union | 39.2 (31 to 47.4) | 54.2 (46.1 to 62.3) | 57.8 (50 to 65.1) | 60.6 (53 to 67.6) | 58.6 (50.8 to 65.8) | 54.9 (46.6 to 63.2) | 47.5 (39.6 to 55.7) | 56.1 (53.1 to 59.3) | 53.8 (50.8 to 56.9) |
| Philippine s | Unmarri ed | 26.3 (11.6 to 43.3) | 34 (23.5 to 45.6) | 46.1 (32.9 to 58.2) | 56.9 (43 to 68.6) | 69.5 (58.1 to 79.2) | 71.4 (59.7 to 80.3) | 82.7 (75.1 to 88.8) | 47.7 (42 to 53.3) | 58 (52.5 to 63.3) |
| Sri Lanka | Married/ in-union | 56.2 (46.7 to 65.4) | 64.7 (56.7 to 72) | 67.8 (60.1 to 74.7) | 68.1 (60.5 to 74.7) | 69 (61.7 to 75.3) | 64.2 (57 to 70.9) | 61.6 (54.2 to 68.2) | 66.1 (63.2 to 69) | 64.7 (61.6 to 67.4) |
| Sri Lanka | Unmarri ed | 31.7 (9.4 to 60) | 42.4 (15.4 to 72.1) | 54.2 (23.5 to 79.8) | 64.7 (34.4 to 85.7) | 75.8 (51.1 to 89.6) | 72.9 (44.1 to 89.8) | 89.9 (78.5 to 95.3) | 61.9 (48.8 to 74) | 70.8 (58.8 to 80.5) |
| Thailand | Married/ in-union | 85.5 (81.1 to 89.1) | 86.9 (82.9 to 90.2) | 89.3 (86.1 to 92) | 89.4 (86.2 to 92) | 90.4 (87.4 to 92.8) | 88.9 (85.9 to 91.7) | 87 (83.5 to 90.1) | 88.7 (87.4 to 90) | 88.2 (87 to 89.4) |
| Thailand | Unmarri ed | 71.6 (47.2 to 88.3) | 76.3 (57 to 90.1) | 78.1 (57.6 to 91.2) | 90.4 (80.8 to 96.1) | 94 (87 to 97.6) | 96.1 (91.8 to 98.5) | 98.4 (96.9 to 99.3) | 91.2 (87.6 to 93.8) | 92.1 (89 to 94.5) |
| Timor- Leste | Married/ in-union | 24.7 (16.4 to 34.5) | 36.8 (28.5 to 45) | 43.4 (35.7 to 51.4) | 47.9 (39.6 to 55.8) | 47.3 (39.1 to 55.3) | 46.4 (37.6 to 54.6) | 46.9 (36.2 to 57.7) | 44.2 (40.7 to 47.7) | 42.1 (38.9 to 45.3) |
| Timor- Leste | Unmarri ed | 38.9 (17.1 to 61.8) | 57.9 (35.9 to 74.3) | 31.7 (14 to 53.9) | 25.6 (9.2 to 50.2) | 60.8 (34.9 to 81.9) | 29.8 (9.5 to 58.2) | 53.9 (28.5 to 78.6) | 45.2 (34.9 to 55.7) | 44.1 (32.3 to 57.6) |
| Vietnam | Married/ in-union | 58.2 (47.3 to 68.8) | 68.8 (61 to 75.8) | 74.6 (68.3 to 80.9) | 77.6 (71.3 to 83.2) | 74.4 (67 to 81) | 71.6 (64.2 to 78.3) | 63.8 (56.1 to 71.5) | 72.6 (69.7 to 75.4) | 70.8 (67.9 to 73.4) |
| Vietnam | Unmarri ed | 55.3 (31.3 to 74.7) | 42.1 (20.3 to 64.4) | 65.8 (45.8 to 81.7) | 72.9 (53 to 86) | 88.1 (81.5 to 92.9) | 85.1 (73.4 to 92.3) | 91.3 (85 to 95) | 76 (68.7 to 81.3) | 80.5 (74.1 to 85.4) |
| Fiji | Married/ in-union | 51.2 (34.8 to 65.9) | 63.1 (47.3 to 76.3) | 68.9 (55.6 to 79.4) | 72.8 (60.2 to 82.5) | 74.2 (62.1 to 83.6) | 74 (62.3 to 83.6) | 75 (61.6 to 85.2) | 71.7 (66.8 to 76.3) | 68.5 (63.9 to 73) |
| Fiji | Unmarri ed | 42.6 (16.5 to 65.3) | 48.2 (23.1 to 69.1) | 54.8 (29.8 to 74.1) | 64.1 (40.4 to 79.4) | 68.6 (47.8 to 83.1) | 71.9 (50.2 to 85.2) | 78.4 (59.5 to 89.9) | 58.8 (49.4 to 67.8) | 64.3 (55.7 to 71.8) |
| Kiribati | Married/ in-union | 4.2 (2 to 8) | 33.5 (21.6 to 46.3) | 39.7 (26.9 to 52.6) | 39.7 (27.1 to 52.2) | 44.7 (32.2 to 57.7) | 38.5 (26.6 to 50.9) | 33.4 (21.9 to 47) | 38.2 (32.8 to 43.9) | 34.1 (29.4 to 39.2) |
| Kiribati | Unmarri ed | 8.6 (2.4 to 20.7) | 27.1 (11.4 to 46.1) | 36.1 (17.5 to 56.5) | 43.1 (22.8 to 61.1) | 36 (14.6 to 57) | 26 (8 to 50.1) | 33.9 (12.3 to 58) | 25.3 (17.2 to 34.2) | 34.3 (25.3 to 44.1) |
| Marshall Islands | Married/ in-union | 47 (32.2 to 62.6) | 68.1 (54.2 to 79.3) | 80.8 (71.4 to 88.2) | 85.2 (77.8 to 90.6) | 91.2 (86.3 to 94.7) | 94 (90.5 to 96.5) | 96.2 (92.8 to 98.3) | 84.6 (81.9 to 87) | 79.2 (75.6 to 82.5) |
| Marshall Islands | Unmarri ed | 75.2 (62.2 to 84.7) | 72.2 (57.6 to 83.1) | 81.4 (71.7 to 88.2) | 86.2 (78.3 to 91.6) | 90.2 (85 to 94.1) | 91.2 (86.1 to 94.8) | 94.2 (90.7 to 96.6) | 81 (76.5 to 84.7) | 85.5 (82.6 to 88.1) |
| Federated States of Micronesi a | Married/ in-union | 36.7 (22.3 to 52.5) | 51.6 (36.5 to 66.9) | 58.7 (43.2 to 72.2) | 61.8 (47.2 to 74.8) | 64 (49.1 to 76.2) | 65.6 (50.9 to 78.4) | 69 (54.9 to 80.9) | 61.4 (55.9 to 66.9) | 58 (52.6 to 63.3) |
| Federated States of Micronesi a | Unmarri ed | 31.7 (11.6 to 54.3) | 39.4 (16.9 to 62.2) | 45.8 (21.2 to 67.5) | 56 (31.6 to 74.3) | 61.1 (36.8 to 78.4) | 64.7 (40.2 to 80.9) | 73.3 (48.9 to 86.9) | 47.6 (35.6 to 58.4) | 56 (45.7 to 64.8) |
| Papua New Guinea | Married/ in-union | 31.4 (19.9 to 43.5) | 40.9 (27.2 to 54.4) | 41.3 (28.9 to 54.8) | 44.3 (31.8 to 56.5) | 46.4 (33.5 to 59.8) | 43.5 (31.4 to 55.3) | 34.5 (23.3 to 48) | 42.2 (36.9 to 47.4) | 40.8 (35.8 to 45.9) |
| Papua New Guinea | Unmarri ed | 34.3 (17.6 to 50.3) | 31 (15.1 to 49) | 33.3 (16.3 to 52.1) | 31.5 (14.2 to 52.3) | 44.2 (22 to 64.8) | 51.7 (27.4 to 71.3) | 56.9 (29.7 to 78.6) | 38.7 (30.7 to 46.8) | 41.8 (32.2 to 50.7) |

| | | | | | | | | | | |
|--------------------|----------------------|---------------------------|---------------------------|---------------------------|---------------------------|---------------------------|---------------------------|---------------------------|---------------------------|---------------------------|
| Samoa | Married/ in-union | 15.3 (8.4 to 25) | 36.2 (23.9 to 50.5) | 38.3 (26.2 to 51.1) | 46.5 (34.3 to 58.1) | 44.9 (32.8 to 57.2) | 42.8 (30.6 to 55.4) | 33.7 (23.1 to 45.8) | 40.5 (35.4 to 45.6) | 37.2 (32.6 to 41.6) |
| Samoa | Unmarri ed | 9.4 (2.3 to 23.1) | 14.3 (4.1 to 31.6) | 13.4 (3.5 to 31.9) | 34.8 (13.8 to 59.6) | 41.7 (19 to 66.7) | 53.7 (28.5 to 76.7) | 26.8 (9.3 to 52.9) | 23.1 (15.4 to 32.4) | 30.9 (20.9 to 41.7) |
| Solomon Islands | Married/ in-union | 47.3 (32.1 to 62.7) | 51.2 (37.6 to 64.6) | 52.2 (40.1 to 65.3) | 62.2 (50.6 to 72.6) | 68.7 (57.1 to 78.1) | 78.8 (69.5 to 86.6) | 86.9 (77.6 to 93) | 65.7 (60.7 to 70) | 63.4 (58.7 to 67.6) |
| Solomon Islands | Unmarri ed | 62.9 (48.1 to 76.4) | 59 (43.9 to 72.2) | 56 (37.6 to 69.8) | 68.8 (52.3 to 80) | 75.9 (63.8 to 85.1) | 85.3 (77.3 to 91.6) | 93.5 (89.5 to 96.5) | 65 (57.9 to 71.7) | 70.4 (64.2 to 75.4) |
| Tonga | Married/ in-union | 21.6 (12.2 to 32.5) | 37.6 (27 to 49.9) | 43.7 (33.2 to 53.9) | 49.8 (38 to 60.6) | 55 (43.6 to 65.5) | 57.1 (46.5 to 66.7) | 58 (46.7 to 68.1) | 50.7 (45.9 to 55.4) | 45.2 (40.9 to 49.3) |
| Tonga | Unmarri ed | 2.4 (0.5 to 7) | 8 (2 to 19) | 12.8 (3.8 to 30) | 29.7 (12.5 to 51.5) | 46.5 (26.8 to 64.9) | 58.4 (36.4 to 74.2) | 70.4 (52 to 83) | 24.5 (16.3 to 34.6) | 38.2 (28.4 to 48.6) |
| Vanuatu | Married/ in-union | 45.9 (32.5 to 59.5) | 51.4 (41 to 62.2) | 59.3 (49.9 to 68.3) | 59.6 (49.7 to 69.1) | 58.6 (48.5 to 68.4) | 54.7 (44.4 to 64) | 61.6 (50.8 to 71.8) | 57.4 (53.1 to 61.2) | 55.8 (51.6 to 59.8) |
| Vanuatu | Unmarri ed | 34.4 (18.1 to 51.4) | 47.5 (31.8 to 63.2) | 43.9 (28.5 to 59.2) | 51.2 (34.4 to 65.5) | 45 (28.4 to 60.4) | 32.3 (12.9 to 51.8) | 49.4 (26.4 to 68.4) | 42.9 (34 to 51.4) | 45.7 (38.6 to 52.6) |
| Armenia | Married/ in-union | 29.3 (17.5 to 41.9) | 32.4 (24.3 to 41.1) | 41.1 (32.4 to 49.5) | 46.9 (38.1 to 55.7) | 43.7 (35 to 52.5) | 40 (31.6 to 48.9) | 32.6 (24.5 to 41.2) | 41.5 (37.7 to 45.2) | 39 (35.4 to 42.7) |
| Armenia | Unmarri ed | 37.1 (17.6 to 56.4) | 43.7 (25.3 to 60.2) | 56.1 (39.8 to 70.2) | 51.4 (31.1 to 68) | 56.3 (42.4 to 69.9) | 50.4 (33.9 to 65.1) | 58.4 (45.3 to 70.9) | 54.1 (47.5 to 60.6) | 55 (48.5 to 61.4) |
| Azerbaija n | Married/ in-union | 15.3 (7.6 to 26.4) | 22.7 (13.7 to 33.9) | 31.6 (20.7 to 43) | 32.1 (20.6 to 44.8) | 30.8 (20.1 to 43) | 26.3 (17.2 to 37.5) | 25.4 (15.2 to 37.3) | 29.3 (24.4 to 34.6) | 27.7 (23.4 to 32.5) |
| Azerbaija n | Unmarri ed | 25.2 (10.6 to 40.5) | 22.9 (8.1 to 39.6) | 32.6 (15.6 to 52.2) | 41.1 (26.7 to 56.7) | 30.3 (14.6 to 47.4) | 37.3 (23 to 52.1) | 50.3 (35.7 to 63.9) | 38.5 (31.2 to 46.9) | 40.4 (33.2 to 48.7) |
| Georgia | Married/ in-union | 35.5 (23.5 to 49) | 50.4 (38.6 to 62.1) | 55.3 (43.2 to 66.7) | 53.1 (42.4 to 63.8) | 49.8 (38.2 to 61.3) | 46.1 (34.7 to 57.3) | 35.3 (22.3 to 49.3) | 49.3 (44.1 to 54.4) | 48.4 (43.8 to 53.3) |
| Georgia | Unmarri ed | 14.7 (4.1 to 34.8) | 9.2 (2.5 to 22.1) | 70.7 (52.5 to 82.7) | 69.7 (54.8 to 80.4) | 72.1 (60.6 to 82) | 69.3 (54.4 to 80.8) | 27.1 (8 to 54.2) | 47.1 (34.5 to 58.7) | 52.1 (39.9 to 62.3) |
| Kazakhsta n | Married/ in-union | 56.3 (43.8 to 67.3) | 67.4 (58.7 to 75.4) | 77.1 (70.4 to 83.4) | 79.6 (72.5 to 85) | 80.8 (74.8 to 86.3) | 75.4 (68 to 81.7) | 67.7 (57.9 to 76) | 76 (73.2 to 78.7) | 73.1 (70.2 to 76) |
| Kazakhsta n | Unmarri ed | 85.4 (67.5 to 94.8) | 86.6 (78 to 92.9) | 87 (79 to 92.3) | 89.3 (83.1 to 93.7) | 86.4 (77.7 to 92.2) | 79.4 (68.1 to 88.2) | 81.1 (69.1 to 89.2) | 86.1 (83.1 to 88.9) | 86.1 (83.1 to 88.9) |
| Kyrgyzsta n | Married/ in-union | 36.8 (24.1 to 49.7) | 51.4 (40.2 to 62.2) | 62.1 (52.6 to 71.5) | 69.9 (60.6 to 77.8) | 72.3 (63.9 to 79.3) | 70.7 (61.2 to 78) | 60.3 (48.7 to 71.4) | 65.3 (61.4 to 69) | 62.6 (58.9 to 66.3) |
| Kyrgyzsta n | Unmarri ed | 75 (48 to 90.6) | 74 (54 to 88.8) | 78.4 (59.1 to 91.4) | 84.9 (68.8 to 94) | 89.9 (79.3 to 95.4) | 84.3 (69.3 to 93.1) | 72 (49.7 to 88.7) | 81.5 (75.1 to 87.1) | 83 (76.7 to 88.1) |
| Mongolia | Married/ in-union | 67.6 (54.5 to 77.7) | 68.2 (58.9 to 76.6) | 75.7 (69 to 82.1) | 75.8 (69 to 82.3) | 72.9 (65.4 to 79.1) | 60.8 (53 to 68.5) | 43 (34.1 to 52) | 67.8 (64.6 to 70.8) | 67.7 (64.4 to 70.8) |
| Mongolia | Unmarri ed | 52.5 (28.1 to 75.5) | 70.1 (55.6 to 80.7) | 76.4 (63.4 to 85.5) | 79 (67 to 88.1) | 85.2 (76 to 91.4) | 83.6 (74.1 to 91.1) | 72.7 (57.3 to 83.9) | 75.9 (70.5 to 80.5) | 78.2 (73.7 to 82.3) |
| Tajikistan | Married/ in-union | 23.2 (13 to 35.8) | 35.1 (25.8 to 45) | 47.3 (39 to 55.3) | 54.4 (46.8 to 62.1) | 64.1 (57 to 70.9) | 63.3 (55.5 to 70.6) | 63.6 (54.6 to 72.2) | 53.5 (49.9 to 57) | 52.4 (49.1 to 55.7) |
| Tajikistan | Unmarri ed | 50.5 (21.2 to 78.9) | 63 (37.3 to 83.1) | 79.4 (63.5 to 90.4) | 70.4 (45.8 to 87.8) | 91.4 (82.7 to 95.5) | 64.8 (35.4 to 85.7) | 93.4 (87.4 to 96.5) | 77.5 (69.7 to 84.1) | 82 (75.6 to 87.4) |
| Turkmeni stan | Married/ in-union | 21.9 (11.9 to 35.9) | 51.7 (38.3 to 64.4) | 65.5 (54.3 to 75.2) | 75.1 (65.9 to 82.9) | 80.7 (73.2 to 87.1) | 83.1 (76.1 to 89) | 80.3 (72.2 to 87.1) | 74.7 (71.1 to 78.1) | 70 (66.4 to 73.6) |

| | | | | | | | | | | |
|------------------------|------------------|------------------------|------------------------|------------------------|------------------------|------------------------|------------------------|------------------------|------------------------|------------------------|
| Turkmenistan | Unmarried | 43.6 (15.7 to 73.6) | 64.1 (32.1 to 85.7) | 76.7 (53.4 to 91.4) | 89.7 (79.1 to 95.3) | 93.1 (87 to 96.5) | 95.4 (91.6 to 97.5) | 96.2 (93 to 98) | 89.4 (84.5 to 92.6) | 91.9 (88.6 to 94.2) |
| Uzbekistan | Married/in-union | 52.4 (36.7 to 66.2) | 68.8 (57.9 to 78.7) | 81.7 (73.9 to 87.9) | 84.2 (77.5 to 89.8) | 86.9 (81.1 to 91.3) | 84.9 (78 to 90.2) | 78.8 (69.3 to 86.5) | 82 (79 to 84.9) | 77.9 (74.7 to 81) |
| Uzbekistan | Unmarried | 47.5 (21.1 to 70.8) | 51.5 (26.8 to 72.4) | 82.6 (72.9 to 89.3) | 88 (81.2 to 92.9) | 90.8 (86 to 94.5) | 87.6 (77.3 to 93.7) | 91.6 (85.4 to 95.4) | 84 (78.9 to 87.8) | 87.2 (83.9 to 89.9) |
| Albania | Married/in-union | 10.3 (5.3 to 17.1) | 11.7 (6.7 to 18.8) | 13.7 (8.2 to 21.5) | 14.5 (9 to 22.3) | 14 (8.2 to 21.6) | 12.3 (6.8 to 20.1) | 11.8 (6.6 to 18.6) | 13.1 (10.5 to 15.8) | 12.7 (10.4 to 15.2) |
| Albania | Unmarried | 11.3 (6.6 to 17.7) | 12.1 (7.7 to 17.7) | 15.6 (9.8 to 22.3) | 11.2 (4.8 to 19.9) | 14.3 (7.7 to 23.1) | 3 (0.7 to 7.6) | 22.3 (13.6 to 32.7) | 13.1 (10.1 to 16.8) | 13.3 (10.5 to 16.6) |
| Bosnia and Herzegovina | Married/in-union | 21.1 (10.7 to 33.8) | 16.9 (10.4 to 24.9) | 22.5 (14.8 to 31.6) | 24.2 (16.2 to 34) | 23.8 (16 to 33.7) | 23.2 (15.3 to 33) | 19.9 (12.5 to 29.1) | 22.6 (18.8 to 26.8) | 21.8 (18.5 to 25.7) |
| Bosnia and Herzegovina | Unmarried | 61.1 (38.3 to 78.1) | 63.2 (46.7 to 76.2) | 70.5 (59.2 to 79.7) | 64 (47.6 to 76.6) | 67.4 (48.7 to 80.9) | 66.9 (48.7 to 80.4) | 66.4 (43.9 to 81) | 66.4 (58 to 73.5) | 67.2 (60.6 to 73.1) |
| Bulgaria | Married/in-union | 21.9 (11.6 to 35.1) | 22.6 (11.9 to 35.2) | 26.2 (14.1 to 40.3) | 29.1 (15.4 to 44.6) | 29.2 (15.7 to 45.8) | 27.5 (14.9 to 44) | 26.1 (13.7 to 41) | 27.7 (21.7 to 34.5) | 26.2 (21 to 31.9) |
| Bulgaria | Unmarried | 58.3 (38 to 73.5) | 57.7 (36.2 to 73.5) | 67.3 (52.5 to 79.3) | 63.5 (41.5 to 79) | 63.2 (42.5 to 78.3) | 45 (20.3 to 67.1) | 66.8 (46.7 to 81.5) | 62.4 (53.9 to 69.9) | 63 (55.5 to 69.8) |
| Croatia | Married/in-union | 23.9 (13.5 to 38.5) | 24.1 (12.9 to 38.5) | 28 (15.3 to 42.4) | 31 (18.1 to 47.9) | 31 (16.3 to 47.1) | 29.7 (16.7 to 45) | 28 (15.5 to 43.6) | 29.5 (23.3 to 36.1) | 28 (22.9 to 33.6) |
| Croatia | Unmarried | 59.7 (38.7 to 74.8) | 57.4 (37.8 to 73.2) | 67.7 (52 to 80) | 63.9 (42 to 79.8) | 63.6 (43.5 to 78.5) | 45.7 (18.6 to 69.7) | 67.8 (44.7 to 81.3) | 62.3 (53.2 to 70.4) | 63.3 (55.3 to 70.4) |
| Czech Republic | Married/in-union | 42.4 (26.4 to 58.1) | 45.5 (29 to 62) | 50.7 (34.5 to 65) | 51.6 (35.2 to 67.4) | 49.9 (34.8 to 65.9) | 48.2 (32 to 63.2) | 45 (29.8 to 60.9) | 48.9 (42.2 to 55.5) | 47.9 (41.7 to 54.1) |
| Czech Republic | Unmarried | 70.4 (46.7 to 85) | 72.5 (50.9 to 85.5) | 81.1 (66.3 to 89.5) | 71.4 (44.6 to 86.7) | 71.6 (48.6 to 86.5) | 47.3 (18.8 to 76.5) | 77 (55.2 to 89.3) | 73.3 (64.9 to 80) | 74.2 (65.8 to 80.6) |
| Hungary | Married/in-union | 44.8 (28.1 to 60.4) | 42.5 (27.3 to 58.4) | 44.5 (27.5 to 60.2) | 43.4 (26.7 to 60.6) | 39.7 (24.2 to 56.7) | 35.1 (21 to 51.4) | 32.5 (17.8 to 49.2) | 39 (32.5 to 46) | 41.3 (35.3 to 47.3) |
| Hungary | Unmarried | 74.8 (51.9 to 87.3) | 71.5 (48.6 to 85.4) | 78.3 (63 to 88) | 70.9 (49.2 to 84.2) | 67.8 (43.8 to 82.4) | 48.5 (20.7 to 72.3) | 70.4 (48.2 to 83.5) | 73.7 (63.8 to 81) | 72.9 (64.6 to 79.2) |
| Macedonia | Married/in-union | 18.3 (9.3 to 30.1) | 22.7 (12.8 to 34.3) | 27.5 (16.3 to 39.5) | 31.7 (19.8 to 45.2) | 32.3 (20.5 to 45.8) | 32.2 (20.2 to 45.8) | 29.7 (17.7 to 43.1) | 30.7 (25.4 to 36.5) | 27.9 (23.4 to 32.7) |
| Macedonia | Unmarried | 81.4 (71.1 to 88.4) | 73.1 (58.9 to 83.7) | 80 (71 to 87.2) | 75.7 (58.5 to 86.7) | 84.8 (75.9 to 90.9) | 72.5 (51.7 to 86.4) | 74.5 (51.6 to 88.1) | 77.9 (72.1 to 82.8) | 78.9 (74.1 to 83) |
| Montenegro | Married/in-union | 39.3 (24.1 to 56.3) | 23.3 (13.4 to 35.2) | 32.9 (22.5 to 45) | 37.2 (26.6 to 49.8) | 40.9 (29.5 to 53.2) | 42.7 (31.1 to 54.3) | 47.2 (34.7 to 59.8) | 39.7 (34.1 to 45.1) | 36.9 (31.9 to 42.2) |
| Montenegro | Unmarried | 73.5 (52.7 to 87.7) | 67.3 (52.3 to 79.7) | 62.8 (46 to 77.3) | 71 (53.2 to 84.1) | 60.6 (36.8 to 80.4) | 67.7 (44 to 84.5) | 48.5 (20.8 to 75.7) | 67.2 (59.4 to 74.6) | 66.8 (59.1 to 74.2) |
| Poland | Married/in-union | 24.3 (13.2 to 38.3) | 24.5 (12.7 to 38.4) | 29.1 (16.3 to 44.7) | 30.9 (17.9 to 45.7) | 31.3 (18.3 to 47.9) | 29.4 (17 to 44.7) | 28.6 (15.5 to 44.8) | 29.9 (23.9 to 36.5) | 28.4 (23.1 to 33.7) |
| Poland | Unmarried | 59.2 (38.4 to 74.1) | 57.6 (35.8 to 73.2) | 68.7 (53.6 to 79.9) | 63.4 (42.7 to 78.5) | 63.8 (43.2 to 77.9) | 45.8 (20.2 to 69.1) | 68.5 (49.4 to 81.7) | 63 (53.5 to 70.3) | 63.6 (55.4 to 70.1) |
| Romania | Married/in-union | 27 (16 to 40.5) | 35 (21.3 to 51) | 39.3 (25.2 to 54) | 40 (25.1 to 55.8) | 36.9 (24.1 to 51.9) | 30.6 (18.3 to 44.5) | 29.6 (16.4 to 45.3) | 35.2 (29 to 41.6) | 34.7 (29.2 to 40.6) |

| | | | | | | | | | | |
|--------------------|----------------------|------------------------|------------------------|------------------------|------------------------|------------------------|------------------------|------------------------|------------------------|------------------------|
| Romania | Unmarried | 61.1 (41.1 to 75.1) | 65.1 (42.9 to 79.7) | 75.2 (61.8 to 85.3) | 69.2 (46.5 to 83) | 66.4 (45 to 81.7) | 45.1 (19.5 to 68.9) | 67.6 (45 to 82.4) | 67.4 (58.4 to 74.9) | 68.8 (60.8 to 75.2) |
| Serbia | Married/ in-union | 30.1 (18.8 to 43.2) | 29.4 (19.9 to 40.5) | 32 (23.2 to 41.9) | 32.1 (23.6 to 41.9) | 31 (22.5 to 40.5) | 27.3 (19 to 36.9) | 22.5 (14.8 to 31.4) | 28.9 (25.1 to 32.9) | 29.6 (25.7 to 33.3) |
| Serbia | Unmarried | 83.7 (74.8 to 90.1) | 81.1 (71 to 87.7) | 85.3 (78.9 to 90.1) | 81.2 (73.8 to 87.6) | 75.7 (66.4 to 83.3) | 72.3 (59.2 to 82.2) | 70.2 (58.2 to 79.8) | 81.5 (77.2 to 84.9) | 80.6 (77.2 to 83.7) |
| Slovakia | Married/ in-union | 25.3 (13.9 to 40.6) | 25.6 (13.8 to 39.7) | 29.9 (16.9 to 44.9) | 32.6 (18.8 to 48.9) | 32.3 (18.5 to 48) | 30.6 (16.9 to 46.2) | 29.7 (16.9 to 45.1) | 31 (24.3 to 37.8) | 29.5 (23.9 to 35.1) |
| Slovakia | Unmarried | 60.6 (40 to 75.6) | 59.6 (40.2 to 74.8) | 69.2 (54.5 to 80.3) | 65 (45.5 to 79.4) | 65.1 (45.6 to 79.5) | 47.5 (22 to 69.6) | 69.3 (50.1 to 82.3) | 64.4 (56.3 to 71.9) | 64.9 (57.6 to 71.8) |
| Slovenia | Married/ in-union | 26.5 (14.7 to 40.8) | 27 (14.2 to 42.3) | 31 (17.2 to 46.7) | 33.5 (18.7 to 49.5) | 33.9 (19.3 to 50.1) | 32.2 (18.6 to 49) | 30.7 (17.6 to 45.9) | 32.3 (25.6 to 39.1) | 30.7 (25.2 to 36.3) |
| Slovenia | Unmarried | 62 (42.5 to 76.2) | 61.2 (40.2 to 76.1) | 70 (55 to 81.3) | 66.6 (46.8 to 80) | 66.6 (46.8 to 80.2) | 49.9 (24.4 to 72) | 70.4 (52.1 to 82.5) | 65.6 (56.7 to 72.9) | 66.2 (58.5 to 72.9) |
| Belarus | Married/ in-union | 68 (57.2 to 77.8) | 68.7 (58.4 to 77.9) | 73 (63.4 to 80.6) | 72.7 (64 to 80.5) | 75.5 (66.2 to 82.3) | 66.8 (56.8 to 74.9) | 52.3 (41.9 to 62.5) | 68.8 (65.1 to 72.8) | 69 (65.5 to 72.4) |
| Belarus | Unmarried | 88.4 (77.7 to 94.3) | 90.6 (82.9 to 94.8) | 91.8 (86.4 to 95.2) | 86.2 (78.2 to 91.6) | 85.5 (76.6 to 91.5) | 81.9 (69.6 to 89.9) | 67.8 (50 to 81.2) | 86.5 (83.2 to 89.1) | 86.9 (84 to 89.4) |
| Estonia | Married/ in-union | 65.7 (51.1 to 78.8) | 68.8 (55.5 to 80.2) | 71.8 (58.2 to 82.3) | 72.5 (59.5 to 83.4) | 71.9 (58.8 to 82.3) | 66.4 (51.9 to 78.5) | 60.7 (45.7 to 73) | 69 (63.1 to 74.1) | 68.8 (63.9 to 73.4) |
| Estonia | Unmarried | 82.4 (65.3 to 91.6) | 80.9 (63.2 to 91) | 84.2 (71.1 to 91.7) | 81.1 (64.7 to 90.4) | 80.8 (66.6 to 89.5) | 79.4 (61.8 to 89.1) | 77.4 (56 to 89.4) | 82.5 (77.3 to 86.6) | 82.5 (77 to 86.6) |
| Latvia | Married/ in-union | 65 (50.9 to 77.5) | 68.1 (53.8 to 79.5) | 71.2 (57.3 to 82.1) | 71.5 (58 to 82.4) | 71.3 (57.2 to 81.7) | 65.5 (50.7 to 77.8) | 58.7 (43.8 to 72.3) | 67.9 (62.4 to 73.4) | 68 (62.9 to 72.6) |
| Latvia | Unmarried | 81.8 (62.8 to 91.6) | 80.1 (58.9 to 90.6) | 83.8 (69.5 to 91.5) | 81 (65.5 to 90) | 80.6 (65.6 to 89.5) | 79.4 (62.1 to 89.7) | 76.5 (55.6 to 89) | 82 (76.7 to 86.2) | 82.1 (76.9 to 86.2) |
| Lithuania | Married/ in-union | 66.4 (52.4 to 78.6) | 69.5 (56 to 80.7) | 72.1 (59.4 to 82) | 72.6 (59.2 to 83) | 72.4 (59 to 83.2) | 66.8 (52.2 to 78.4) | 61.1 (45.6 to 73.9) | 69.1 (63.6 to 74.1) | 69.2 (64.6 to 73.6) |
| Lithuania | Unmarried | 82.7 (66.7 to 91.7) | 81.1 (62.3 to 90.9) | 84.6 (70.7 to 92) | 81 (64.8 to 90.1) | 81.1 (64.5 to 89.9) | 80.2 (63.4 to 89.5) | 78 (57.4 to 89.7) | 82.7 (77.2 to 87) | 82.8 (77.5 to 86.9) |
| Moldova | Married/ in-union | 52.1 (40.4 to 62.9) | 57.7 (47.4 to 67.4) | 61.5 (52 to 70) | 61.9 (52.6 to 71.1) | 63 (53.5 to 72.4) | 57.3 (47.6 to 67.3) | 45.9 (35.2 to 56.5) | 58.7 (55 to 62.6) | 57.8 (54 to 61.5) |
| Moldova | Unmarried | 74 (58.3 to 84.4) | 69.6 (56.3 to 80.5) | 71.4 (58.7 to 81) | 71.5 (56.7 to 82.4) | 75.4 (62.4 to 84.7) | 75.9 (61.2 to 86) | 64.9 (45 to 79.9) | 72.5 (67.2 to 77.4) | 72.6 (67.4 to 77.4) |
| Russian Federation | Married/ in-union | 58.5 (43.9 to 71) | 63.3 (51.4 to 74.3) | 63.7 (51.8 to 74.2) | 63.2 (49.7 to 74) | 64.3 (52.8 to 74.8) | 50.8 (38.2 to 62.4) | 41 (28.1 to 54) | 57.7 (52.6 to 62.6) | 59.1 (54.5 to 63.8) |
| Russian Federation | Unmarried | 70.2 (54.2 to 81.5) | 68.6 (49.6 to 81.8) | 68.1 (48.2 to 80.7) | 63.1 (40.9 to 77.7) | 67.1 (45.8 to 80.3) | 63.9 (43.3 to 77.9) | 61.4 (37.5 to 78.2) | 67.6 (60.8 to 73.6) | 67.6 (60.4 to 73.7) |
| Ukraine | Married/ in-union | 55 (43 to 66.6) | 57.5 (46.9 to 67.4) | 60.2 (49.9 to 70.2) | 64.4 (53.2 to 73.9) | 66.9 (57 to 75.5) | 61.5 (50.4 to 71.6) | 62.3 (51.8 to 71.8) | 63 (58.6 to 67) | 61.1 (56.9 to 65.1) |
| Ukraine | Unmarried | 79.7 (64.1 to 89.6) | 79.7 (69.8 to 87.5) | 82.3 (73.5 to 88.7) | 73.1 (59.8 to 82.9) | 75.9 (63.4 to 84.6) | 80.3 (70.7 to 87.4) | 79 (69 to 86.5) | 79.2 (75.2 to 82.7) | 79.2 (74.9 to 82.8) |
| Brunei | Married/ in-union | 56.6 (41.9 to 70.5) | 58.8 (43.3 to 72.4) | 66.7 (52.2 to 78.7) | 69.1 (54.4 to 80.1) | 71.7 (59 to 82.5) | 68.7 (54.4 to 79.7) | 58.1 (43 to 71.4) | 67.6 (61.4 to 73.3) | 65.1 (59.8 to 69.9) |
| Brunei | Unmarried | 84.4 (75 to 90.7) | 81.7 (71.2 to 89) | 82.5 (70.9 to 90.2) | 79.9 (65.9 to 88.7) | 79.8 (61.4 to 89.6) | 77 (55.8 to 88.9) | 91.7 (86 to 95.3) | 82.7 (78.5 to 86.3) | 82.4 (78.3 to 85.9) |

| | | | | | | | | | | |
|----------------|----------------------|---------------------------|---------------------------|---------------------------|---------------------------|---------------------------|---------------------------|---------------------------|---------------------------|---------------------------|
| Japan | Married/ in-union | 59.5 (44.9 to 72.7) | 62.5 (49.4 to 73.5) | 69.5 (57.3 to 79.9) | 67 (54.6 to 77.1) | 66.6 (54.7 to 76.6) | 61 (49.6 to 71.9) | 59.1 (46.2 to 71.6) | 63.6 (57.8 to 69) | 64 (59 to 68.2) |
| Japan | Unmarri ed | 84.1 (75 to 90.6) | 80.3 (66.8 to 88.7) | 81.6 (68.4 to 89.7) | 76.3 (57.7 to 86.9) | 74.7 (53.5 to 87.3) | 70.3 (46.3 to 85.8) | 91 (84.7 to 95) | 80.7 (75.9 to 84.7) | 80.1 (75.4 to 84.3) |
| South Korea | Married/ in-union | 57 (46.7 to 65.6) | 57.7 (48.4 to 66.9) | 64 (54.1 to 72.9) | 66.5 (57.6 to 74.6) | 75.7 (68.1 to 82.8) | 78.1 (70.1 to 85) | 65.6 (51.1 to 77.6) | 71.3 (67.2 to 75.5) | 66.8 (63.6 to 70.1) |
| South Korea | Unmarri ed | 78.3 (66.6 to 86.2) | 74.7 (62 to 84.3) | 76.5 (60.6 to 86.8) | 71.5 (53.6 to 84.2) | 75.3 (56.6 to 86.6) | 74.8 (53.9 to 87.7) | 91.6 (86 to 95) | 76.7 (71.3 to 81.3) | 76.6 (71.1 to 81.3) |
| Singapore | Married/ in-union | 68.7 (54.4 to 79.9) | 72.7 (60.1 to 82.7) | 79.8 (69.3 to 87.9) | 81.9 (71.9 to 89.2) | 82.9 (73 to 89.7) | 79.2 (70.2 to 87.1) | 66.9 (52.6 to 79.2) | 79.1 (74.6 to 82.9) | 76.9 (72.9 to 80.5) |
| Singapore | Unmarri ed | 90.2 (83.7 to 94.5) | 86.7 (74.7 to 93.4) | 87.1 (74.3 to 93.4) | 82.4 (64.7 to 92.2) | 82 (63.3 to 92.3) | 76.9 (52.9 to 90.7) | 93.9 (88.7 to 96.8) | 86.8 (82.1 to 90.3) | 86.1 (81.2 to 89.6) |
| Australia | Married/ in-union | 73.2 (57.7 to 84) | 91.8 (86.9 to 95.2) | 80.7 (69.5 to 89.2) | 69.8 (55.8 to 81.5) | 60.1 (44.1 to 74.9) | 58.2 (42.2 to 72.2) | 33.2 (19.8 to 49.7) | 62 (55.3 to 68.1) | 70.3 (65.4 to 74.7) |
| Australia | Unmarri ed | 94.3 (85.4 to 98.5) | 92.5 (81 to 98.1) | 87.6 (69.2 to 96.8) | 83.4 (62.5 to 94.7) | 75.1 (48.6 to 91.8) | 76.3 (50.3 to 92.2) | 93.7 (85.2 to 97.4) | 88.9 (83.1 to 92.8) | 87.1 (80.7 to 91.5) |
| New Zealand | Married/ in-union | 72.2 (57.1 to 83) | 90.2 (84.2 to 94.4) | 80.2 (68 to 88.8) | 72.4 (57.3 to 83.5) | 66.5 (51.4 to 78.7) | 63.8 (49.1 to 77.1) | 36.2 (21.8 to 51.6) | 64.8 (58.4 to 70.7) | 71.8 (67.2 to 76.1) |
| New Zealand | Unmarri ed | 93.5 (82.1 to 98.3) | 92.5 (80.7 to 98) | 87 (66.2 to 96.8) | 83.7 (61.2 to 95) | 77.3 (51 to 93.1) | 77.1 (51 to 92.7) | 93.5 (83.3 to 97.4) | 89.3 (83.3 to 93.5) | 87.3 (81 to 92) |
| Andorra | Married/ in-union | 87.8 (80.2 to 92.8) | 89.4 (83.3 to 93.7) | 87.5 (80.7 to 92.5) | 85.1 (77.1 to 91.4) | 84.8 (76.6 to 90.7) | 78.4 (68.2 to 86.9) | 76.1 (64.1 to 84.9) | 82 (78.1 to 85.6) | 85 (82.4 to 87.5) |
| Andorra | Unmarri ed | 88.4 (72.5 to 95.9) | 93.5 (85.6 to 97.1) | 92.1 (81.5 to 96.9) | 94.6 (88 to 97.6) | 91.5 (81.4 to 96.4) | 94.1 (88.7 to 97.1) | 96.6 (94.2 to 98.1) | 93.2 (90.5 to 95.1) | 93.3 (90.7 to 95.2) |
| Austria | Married/ in-union | 86.2 (77.6 to 92) | 86.2 (78.4 to 91.9) | 84.1 (75.3 to 90.4) | 80.6 (70.6 to 88.4) | 74.6 (62.5 to 83.7) | 56.5 (40.7 to 71.1) | 49.9 (33.3 to 65.7) | 70.5 (65.1 to 75.5) | 77.5 (73.9 to 80.9) |
| Austria | Unmarri ed | 87.8 (70.3 to 95.8) | 92.5 (82.2 to 96.9) | 91.1 (78.9 to 96.6) | 93.9 (86.8 to 97.3) | 89.6 (76.1 to 95.7) | 93 (86 to 96.7) | 97 (94.8 to 98.4) | 92.2 (88.2 to 94.7) | 92.4 (89.1 to 94.7) |
| Belgium | Married/ in-union | 90.7 (85.6 to 94.6) | 89.9 (84 to 94.3) | 90.5 (85.3 to 94.6) | 90.9 (85.3 to 94.7) | 89.6 (83.1 to 94) | 87.3 (78.7 to 92.7) | 73.2 (59.7 to 83) | 87.3 (84.7 to 89.8) | 88.5 (86.2 to 90.4) |
| Belgium | Unmarri ed | 89.5 (75.1 to 96.1) | 93.3 (85.5 to 97) | 92.9 (83.6 to 97) | 95.5 (90.6 to 97.7) | 93 (85.8 to 96.8) | 94.6 (90.1 to 97.1) | 96.3 (93.9 to 98) | 93.4 (90.7 to 95.4) | 93.9 (91.9 to 95.5) |
| Cyprus | Married/ in-union | 85.9 (77.2 to 92.1) | 87.8 (80.5 to 92.8) | 85.2 (77.1 to 91.5) | 82.4 (73.7 to 89.6) | 82.2 (72.8 to 89) | 74.9 (63.8 to 84.4) | 72.1 (59.4 to 82.5) | 79.9 (75.8 to 83.7) | 82.6 (79.5 to 85.4) |
| Cyprus | Unmarri ed | 89.1 (73.6 to 96.2) | 93.2 (84.1 to 97.1) | 92.4 (83.1 to 97) | 94.5 (88.6 to 97.5) | 91.9 (82.8 to 96.5) | 93.8 (88.7 to 96.8) | 96.3 (93.7 to 98) | 93.2 (90.1 to 95.2) | 93.4 (90.6 to 95.2) |
| Denmark | Married/ in-union | 87.7 (80.4 to 92.8) | 89.5 (83.3 to 93.7) | 87.3 (80.7 to 92.6) | 84.9 (76.1 to 91) | 84.7 (76.6 to 91) | 78.3 (68 to 86.6) | 75.8 (64 to 84.9) | 82.5 (79 to 85.9) | 84.9 (82.2 to 87.5) |
| Denmark | Unmarri ed | 88.4 (72.1 to 95.6) | 93.4 (85 to 97.1) | 92.2 (82.3 to 97) | 94.8 (88.8 to 97.7) | 92.1 (82.5 to 96.8) | 93.9 (88.2 to 97.1) | 96.6 (94.3 to 98.1) | 93.1 (89.8 to 95.3) | 93.4 (90.8 to 95.3) |
| Finland | Married/ in-union | 86.1 (77.6 to 91.7) | 88.3 (81.2 to 93.3) | 85.6 (77.4 to 91.4) | 83 (73.5 to 90.1) | 82.8 (73.2 to 89.4) | 75.4 (63.5 to 84.9) | 73.2 (59.3 to 83.2) | 80.6 (76.1 to 84.4) | 83 (79.8 to 85.9) |
| Finland | Unmarri ed | 87.2 (70.4 to 95.4) | 92.9 (83.8 to 97) | 91.2 (79.1 to 96.7) | 94.1 (87.1 to 97.4) | 90.9 (79.6 to 96.2) | 93.4 (87.2 to 96.7) | 96.3 (94 to 97.9) | 92.3 (88.9 to 94.7) | 92.6 (89.5 to 94.9) |
| France | Married/ in-union | 86.3 (78.2 to 92) | 92.5 (87.9 to 95.6) | 86.4 (79.2 to 92.1) | 87.9 (81.7 to 92.7) | 90.2 (84.7 to 94.1) | 88 (81 to 93.3) | 86.1 (78.6 to 91.7) | 88.4 (85.9 to 90.7) | 88.4 (86.1 to 90.5) |

| | | | | | | | | | | |
|-------------|----------------------|------------------------|------------------------|------------------------|------------------------|------------------------|------------------------|------------------------|------------------------|------------------------|
| France | Unmarried | 87.8 (68.7 to 96) | 94.4 (87.3 to 97.8) | 91.8 (80.4 to 97.1) | 95.3 (89.2 to 98) | 93.4 (84.9 to 97.2) | 95.1 (91.9 to 97.3) | 96.7 (94.5 to 98.1) | 93.5 (90.6 to 95.6) | 93.9 (91.5 to 95.8) |
| Germany | Married/ in-union | 88 (81.2 to 92.9) | 89.8 (84.1 to 93.8) | 87.7 (81.3 to 92.8) | 85.2 (76.7 to 91.2) | 85 (77.1 to 91.3) | 78.8 (68.2 to 87.2) | 76.9 (65.1 to 85.9) | 82.9 (79.2 to 86.1) | 85.3 (82.7 to 87.7) |
| Germany | Unmarried | 88.7 (72.1 to 95.9) | 93.8 (85.9 to 97.3) | 92.6 (83.6 to 97.1) | 94.7 (88.2 to 97.6) | 92.2 (80.6 to 96.6) | 94.1 (88.3 to 97) | 96.7 (94.4 to 98.2) | 93.4 (90.6 to 95.5) | 93.6 (91 to 95.4) |
| Greece | Married/ in-union | 83.4 (74.5 to 90.4) | 85.9 (78.5 to 91.9) | 82.3 (72.2 to 89.6) | 79.4 (67.9 to 87.2) | 79 (68.4 to 86.7) | 71.4 (58.1 to 81.6) | 68.3 (54.6 to 79.4) | 76 (70.5 to 80) | 79.7 (76.3 to 82.8) |
| Greece | Unmarried | 85.6 (66 to 94.7) | 91.8 (81.5 to 96.6) | 90 (77.6 to 96.2) | 93.2 (85.1 to 97) | 89.7 (78.1 to 95.5) | 92.6 (85.6 to 96.3) | 96 (93.6 to 97.8) | 91.4 (87.8 to 94.1) | 91.7 (88.2 to 94.1) |
| Iceland | Married/ in-union | 87.2 (80 to 92.5) | 88.8 (82.2 to 93.3) | 86.8 (79.3 to 92.3) | 84.1 (76 to 90.7) | 83.9 (74.3 to 90.4) | 77.5 (66.4 to 86.4) | 74.7 (62.4 to 83.9) | 82 (78.5 to 85.4) | 84.2 (81.4 to 86.9) |
| Iceland | Unmarried | 88 (73 to 95.8) | 93 (85.1 to 96.9) | 91.9 (81.4 to 96.9) | 94.4 (88 to 97.6) | 91.7 (81.4 to 96.4) | 93.8 (88.4 to 96.7) | 96.5 (93.9 to 98.2) | 92.7 (89.3 to 95.1) | 93.1 (90.3 to 95.1) |
| Ireland | Married/ in-union | 87 (80 to 92.2) | 88.9 (82.9 to 93.2) | 86.2 (79.2 to 91.4) | 80 (71 to 87.4) | 79 (68.9 to 86.3) | 67.4 (54.9 to 78.3) | 70.3 (58.9 to 79.3) | 75.9 (71.5 to 80) | 81.2 (78.2 to 84) |
| Ireland | Unmarried | 87.7 (71 to 95.7) | 93.5 (86.6 to 97) | 92.5 (83.9 to 96.8) | 94.8 (89 to 97.5) | 90.7 (81.1 to 95.6) | 92.1 (85.5 to 95.8) | 94.7 (91.1 to 96.8) | 92.6 (89.5 to 94.7) | 92.9 (90.2 to 94.7) |
| Israel | Married/ in-union | 83.9 (75 to 90.5) | 86.2 (78.7 to 91.9) | 83.3 (74.1 to 90) | 80.2 (69.5 to 88.3) | 80.1 (68.7 to 87.6) | 72.3 (59.7 to 82.3) | 69.4 (55.6 to 81.3) | 77.9 (73.4 to 81.6) | 80.5 (77.2 to 83.4) |
| Israel | Unmarried | 86.9 (70.2 to 95.4) | 92.3 (82.2 to 96.8) | 91.2 (79.4 to 96.5) | 93.9 (87.3 to 97.4) | 90.9 (79.1 to 96.2) | 93.2 (87.3 to 96.4) | 96.1 (93.4 to 97.8) | 91.9 (88.1 to 94.6) | 92.5 (89.4 to 94.7) |
| Italy | Married/ in-union | 83.7 (75 to 90.5) | 86.1 (78.5 to 91.6) | 83.2 (73.4 to 90.1) | 80.1 (68.9 to 88.2) | 79.9 (68.5 to 87.7) | 72 (59.2 to 82.3) | 68.8 (54.8 to 80) | 76.3 (71.3 to 80.5) | 80.3 (76.6 to 83.5) |
| Italy | Unmarried | 85.6 (67.7 to 94.5) | 91.7 (81.9 to 96.7) | 90.2 (77.3 to 96.2) | 93.4 (85.6 to 97.1) | 89.9 (76.4 to 95.8) | 92.6 (85.7 to 96.2) | 96.1 (93.7 to 97.8) | 91.7 (88.2 to 94.3) | 91.8 (88.3 to 94.3) |
| Luxembourg | Married/ in-union | 87.9 (81.1 to 92.7) | 89.4 (83.2 to 93.9) | 87.4 (80.1 to 92.7) | 84.9 (76.7 to 90.9) | 84.7 (76.4 to 90.5) | 78.2 (67.8 to 86.3) | 75.8 (63.5 to 85.1) | 82.5 (78.5 to 85.8) | 84.9 (82.1 to 87.4) |
| Luxembourg | Unmarried | 88.3 (72.6 to 95.7) | 93.4 (85.4 to 97.1) | 92.4 (81.9 to 97) | 94.6 (88.1 to 97.5) | 91.7 (80.8 to 96.4) | 94 (88.5 to 96.8) | 96.4 (94.1 to 98) | 93.2 (90.2 to 95.3) | 93.3 (90.4 to 95.2) |
| Malta | Married/ in-union | 83.7 (74.6 to 89.9) | 86.1 (77.8 to 91.8) | 83.4 (74.2 to 90.5) | 79.7 (68.4 to 88.1) | 79.7 (68.9 to 87.8) | 71.8 (59.4 to 82.3) | 69.1 (54.6 to 80.3) | 77.4 (72.7 to 81.7) | 80.3 (76.7 to 83.5) |
| Malta | Unmarried | 85.1 (65.6 to 94.8) | 91.9 (82.8 to 96.6) | 90.3 (78.2 to 96.1) | 93.3 (86.1 to 97) | 89.5 (76.6 to 95.6) | 92.4 (84.6 to 96.3) | 96.2 (93.7 to 97.9) | 91.4 (87.5 to 94) | 91.7 (88.2 to 94.2) |
| Netherlands | Married/ in-union | 87.8 (80.9 to 92.7) | 87.5 (80.2 to 92.5) | 87.8 (81.1 to 92.7) | 87.7 (80.9 to 92.6) | 86.9 (79.3 to 92.3) | 83.4 (74.4 to 90.1) | 80.1 (69.8 to 88) | 85.2 (81.7 to 88.1) | 86.3 (83.8 to 88.7) |
| Netherlands | Unmarried | 88.2 (72.8 to 95.6) | 92.8 (84.6 to 96.6) | 92.4 (82.1 to 96.7) | 94.9 (89.7 to 97.6) | 92.7 (84 to 96.7) | 94.5 (90.2 to 97.2) | 97 (94.9 to 98.4) | 93.1 (90.3 to 95.1) | 93.5 (91.1 to 95.3) |
| Norway | Married/ in-union | 88.4 (81.2 to 93.4) | 90.1 (84.7 to 94.3) | 88 (80.8 to 92.9) | 85.7 (77.7 to 91.3) | 85.3 (77.3 to 91.2) | 79.3 (68.6 to 87) | 76.8 (65.2 to 85.6) | 83.3 (80.2 to 86.4) | 85.6 (83.3 to 87.9) |
| Norway | Unmarried | 89.3 (75.2 to 96.3) | 93.8 (85.8 to 97.4) | 92.6 (82.8 to 97) | 94.9 (88.7 to 97.7) | 92.2 (83.3 to 96.6) | 94.2 (89.1 to 97) | 96.6 (94.3 to 98.1) | 93.5 (90.5 to 95.5) | 93.7 (91.1 to 95.5) |
| Portugal | Married/ in-union | 87.4 (80.6 to 92.6) | 86.2 (78.3 to 91.6) | 87.9 (80.7 to 92.8) | 88.4 (81.4 to 93.1) | 86.1 (78.8 to 91.6) | 82.9 (73.1 to 89.9) | 77.7 (67.2 to 86) | 84.3 (80.6 to 87.2) | 85.8 (83.3 to 88.3) |
| Portugal | Unmarried | 85.9 (66.3 to 95.1) | 90.7 (80.3 to 96.3) | 90.7 (79.3 to 96.4) | 94 (88.2 to 97.1) | 90.3 (78.7 to 95.8) | 93.5 (88.6 to 96.4) | 95.9 (93.3 to 97.6) | 91.4 (87.7 to 94.2) | 91.9 (88.9 to 94.3) |

| | | | | | | | | | | |
|---------------------------|----------------------|---------------------------|---------------------------|---------------------------|---------------------------|---------------------------|---------------------------|---------------------------|---------------------------|---------------------------|
| Spain | Married/ in-union | 84.4 (75.5 to 91) | 83.9 (74.6 to 90.3) | 83.8 (74.5 to 90.5) | 84.2 (75.4 to 90.3) | 82.9 (74.3 to 89.8) | 77.4 (65.7 to 85.7) | 71.1 (56.9 to 81.6) | 79.5 (75.2 to 83.6) | 82 (78.6 to 85) |
| Spain | Unmarri ed | 85.2 (65.7 to 94.7) | 90.9 (79.6 to 96.4) | 89.8 (77.5 to 96.2) | 93.6 (86.3 to 97.1) | 89.7 (75.7 to 95.6) | 92.7 (86.1 to 96.2) | 95.8 (93.1 to 97.6) | 91.5 (88.2 to 93.9) | 91.5 (88.2 to 93.9) |
| Sweden | Married/ in-union | 87.1 (80 to 92.4) | 88.8 (82.1 to 93.5) | 86.6 (79.5 to 92) | 84 (75.6 to 90.7) | 83.7 (74.8 to 90.3) | 77.4 (66.2 to 86.1) | 74.7 (62.1 to 84.6) | 81.7 (77.6 to 85) | 84.1 (81.2 to 86.7) |
| Sweden | Unmarri ed | 88.3 (72.3 to 96) | 93.3 (84.5 to 97.2) | 92.1 (81.3 to 96.9) | 94.6 (88.4 to 97.5) | 91.4 (80.7 to 96.4) | 93.8 (88.3 to 96.9) | 96.5 (94 to 98) | 92.9 (89.6 to 95.2) | 93.2 (90.4 to 95.3) |
| Switzerla nd | Married/ in-union | 89.2 (83 to 93.6) | 90.7 (85.1 to 94.4) | 88.8 (82.6 to 93.3) | 86.6 (79.5 to 91.9) | 86.4 (78.8 to 91.5) | 80.7 (71.8 to 87.8) | 78.6 (67.1 to 86.6) | 84.4 (80.9 to 87.5) | 86.6 (84.1 to 89) |
| Switzerla nd | Unmarri ed | 89.6 (75.5 to 96.4) | 94.2 (86.3 to 97.5) | 93.3 (84.7 to 97.2) | 95.3 (90.3 to 97.8) | 92.8 (83.8 to 96.9) | 94.5 (89.5 to 97.1) | 96.8 (94.7 to 98.2) | 94 (91.4 to 95.8) | 94.1 (91.9 to 95.8) |
| United Kingdom | Married/ in-union | 86 (78.4 to 91.8) | 87.7 (81.3 to 92.7) | 85.1 (76.1 to 91.1) | 82.7 (73.7 to 89.9) | 82 (72.9 to 89.3) | 75.1 (62.2 to 84.6) | 72.3 (60.1 to 82.7) | 79.9 (75.8 to 83.6) | 82.6 (79.5 to 85.5) |
| United Kingdom | Unmarri ed | 86.5 (68.9 to 95.3) | 92.5 (83.7 to 96.8) | 90.8 (78.7 to 96.7) | 94 (86.6 to 97.4) | 90.4 (77.5 to 96.1) | 93.2 (87.1 to 96.5) | 96.4 (94 to 98) | 91.8 (87.8 to 94.6) | 92.3 (89.2 to 94.6) |
| Argentina | Married/ in-union | 52.7 (35.5 to 68) | 60 (44.5 to 72.8) | 65.4 (51 to 77.7) | 68.5 (53.7 to 79.6) | 70.8 (57.5 to 81.8) | 69.7 (57.2 to 79.8) | 55.6 (40.2 to 69.7) | 66.6 (61.1 to 71.6) | 64 (59 to 68.8) |
| Argentina | Unmarri ed | 71.2 (45.7 to 87.5) | 72.4 (47.4 to 87) | 73.7 (49.7 to 89.1) | 75.6 (52.9 to 89.2) | 73.4 (49.5 to 89) | 75 (48.8 to 89.4) | 91.7 (84.1 to 95.9) | 74.8 (64.8 to 82) | 75.7 (66.5 to 82.5) |
| Chile | Married/ in-union | 58 (42.9 to 71.6) | 65.2 (51.4 to 77.2) | 69.7 (57 to 80.5) | 72.3 (59 to 82.6) | 74.6 (62.3 to 84) | 73.7 (62.6 to 83.3) | 60.2 (44 to 73.6) | 70.4 (65.1 to 75.5) | 68.2 (63.1 to 73.4) |
| Chile | Unmarri ed | 74 (49.4 to 88) | 74.7 (52 to 88.3) | 76.9 (55.6 to 90.1) | 77.8 (56.6 to 90.1) | 76 (51.8 to 89.8) | 77.7 (54.2 to 90.3) | 92.7 (84.9 to 96.4) | 77.6 (69.2 to 84.1) | 78.2 (70.8 to 84.2) |
| Uruguay | Married/ in-union | 52.3 (36.5 to 68.1) | 59.9 (44.5 to 73.8) | 65.2 (49.4 to 76.9) | 67.9 (55 to 78.7) | 70.9 (58.3 to 81.1) | 69.6 (57.1 to 80.7) | 54.7 (38.9 to 69) | 66.2 (60.8 to 71.4) | 63.6 (58.5 to 68.5) |
| Uruguay | Unmarri ed | 71.1 (47.4 to 86.8) | 72.3 (48.1 to 87.9) | 73.6 (50 to 88.2) | 74.7 (50.7 to 89.1) | 73.9 (46.9 to 89.7) | 75.2 (48.9 to 89.6) | 91.5 (82.1 to 95.7) | 74.8 (65.2 to 82.5) | 75.5 (67.4 to 82.4) |
| Canada | Married/ in-union | 65.9 (52.2 to 77.2) | 70.2 (59.1 to 80) | 74.4 (63 to 82.6) | 77.3 (67.5 to 85) | 83.8 (75.6 to 89.7) | 82.9 (74.5 to 89.3) | 84.5 (76 to 90.3) | 80.6 (77 to 84) | 76.4 (72.7 to 79.9) |
| Canada | Unmarri ed | 74.7 (59 to 85.4) | 72.9 (58.3 to 83.1) | 75.3 (58.7 to 85.7) | 76.3 (60 to 87) | 80 (61.9 to 90.2) | 81.9 (64.7 to 91.3) | 93.5 (89.6 to 96.2) | 76.7 (70.5 to 82.3) | 78.2 (72.5 to 82.9) |
| United States | Married/ in-union | 68.8 (57.9 to 78.7) | 78.4 (71.7 to 83.9) | 74.9 (68.2 to 80.5) | 79.4 (72.9 to 84.9) | 80.9 (75.2 to 85.7) | 83.1 (77.6 to 87.8) | 81.9 (72.3 to 88.9) | 79.9 (77.2 to 82.2) | 77.8 (75.1 to 80.5) |
| United States | Unmarri ed | 76.1 (62.8 to 85.6) | 80.8 (71.4 to 88.6) | 77.2 (66.6 to 85.2) | 78.7 (68.2 to 86.4) | 79.2 (67.8 to 87.5) | 81.3 (69.5 to 89.2) | 96.4 (93.4 to 98.2) | 79.9 (75.5 to 83.9) | 80.3 (76.2 to 83.8) |
| Antigua and Barbuda | Married/ in-union | 71.7 (57.5 to 82.3) | 77.2 (65.7 to 86.1) | 78.2 (66.8 to 87.3) | 82.6 (73.2 to 89.3) | 83.9 (75.4 to 90.4) | 82.3 (72.5 to 89.6) | 78.4 (66 to 87.3) | 80.7 (76.9 to 84.1) | 79.1 (75.2 to 82.7) |
| Antigua and Barbuda | Unmarri ed | 73.2 (46 to 89.2) | 75.3 (49.5 to 90.5) | 80.7 (57.3 to 92.3) | 84.9 (66.4 to 93.8) | 86.8 (69.7 to 94.4) | 88 (72.2 to 95.3) | 89.2 (74.6 to 96.4) | 83.3 (75.5 to 88.6) | 83.9 (76.6 to 88.9) |
| The Bahamas | Married/ in-union | 71.9 (57.9 to 83.5) | 80.6 (69.4 to 88.7) | 85.5 (76.5 to 92.1) | 85.3 (76.8 to 91.5) | 87.4 (79.3 to 92.8) | 87.6 (80.2 to 90.3) | 83.1 (73 to 90.3) | 85.1 (81.9 to 87.9) | 82.9 (79.5 to 86.1) |
| The Bahamas | Unmarri ed | 76.5 (47 to 91.9) | 79.7 (54.6 to 93.3) | 86.9 (69 to 95.5) | 87.9 (72.6 to 95.9) | 89.7 (75.1 to 96.2) | 90.9 (77.2 to 97) | 91.2 (74.9 to 97.4) | 86.7 (80.5 to 91.6) | 87.5 (81.9 to 92) |
| Barbados | Married/ in-union | 66.7 (53.7 to 77.7) | 58.1 (45.8 to 70.5) | 74.4 (64.7 to 82.3) | 71.5 (61 to 80.4) | 72.2 (61.8 to 80.4) | 62.2 (50.3 to 73.1) | 67.1 (54.6 to 77.5) | 68.1 (64 to 72) | 67.5 (63.3 to 71.5) |

| | | | | | | | | | | |
|---|----------------------|------------------------|------------------------|------------------------|------------------------|------------------------|------------------------|------------------------|------------------------|------------------------|
| Barbados | Unmarried | 84 (67.1 to 93.8) | 73.6 (49.5 to 89.2) | 90.7 (81.6 to 95.5) | 91.1 (86.1 to 94.6) | 87.4 (80.7 to 92.2) | 80.3 (65.3 to 89.9) | 74.4 (56.4 to 87.4) | 83.7 (78.5 to 88.1) | 84.9 (80 to 88.7) |
| Belize | Married/ in-union | 51 (41.5 to 60.1) | 60.2 (51.3 to 68.1) | 63.9 (55.1 to 71.7) | 64.4 (55.9 to 72.4) | 63.5 (54.6 to 71.5) | 63.9 (55 to 72.1) | 62.1 (53.7 to 71) | 62.5 (59.1 to 65.8) | 61.2 (57.9 to 64.3) |
| Belize | Unmarried | 50.2 (27.4 to 72.8) | 59 (40.4 to 74.8) | 67.9 (52.2 to 80.1) | 75.5 (60.7 to 86.5) | 81.1 (70.2 to 89.6) | 84.2 (71.8 to 92.4) | 83.8 (70.2 to 92.3) | 68.3 (60.4 to 74.7) | 73.1 (67.1 to 78.3) |
| Cuba | Married/ in-union | 78.2 (68.4 to 85.8) | 85.1 (79.4 to 89.9) | 87.2 (81.7 to 91.4) | 88.4 (83.5 to 92.4) | 88.1 (83.5 to 91.8) | 84.6 (78.8 to 89) | 88.8 (84.1 to 92.3) | 87 (85.1 to 88.7) | 85.5 (83.4 to 87.5) |
| Cuba | Unmarried | 93.7 (87.5 to 97.4) | 90.4 (82.4 to 95.1) | 91.5 (83.9 to 95.8) | 91.2 (84 to 96.1) | 90.4 (83.1 to 95.1) | 92.7 (87 to 96.4) | 93.6 (87.6 to 97.1) | 92.1 (89.7 to 94.1) | 91.8 (89.4 to 93.8) |
| Dominica | Married/ in-union | 65.6 (49.1 to 78.8) | 76.9 (63.6 to 86.9) | 81.6 (70.9 to 89.4) | 84.9 (75.2 to 91.1) | 86.9 (78.9 to 92.6) | 84.6 (75.2 to 91) | 78.9 (66.1 to 87.4) | 82.4 (78.2 to 85.7) | 79.9 (75.6 to 83.4) |
| Dominica | Unmarried | 72.8 (42 to 91.8) | 75.8 (48.3 to 92.1) | 83.7 (62.9 to 94.8) | 86.7 (68.7 to 95.5) | 88.7 (74.1 to 96) | 89.2 (74.1 to 96.5) | 89.3 (72.9 to 96.8) | 83.9 (75.8 to 89.8) | 85.3 (77.8 to 90.5) |
| Dominican Republic | Married/ in-union | 67.4 (57.6 to 75.8) | 73.8 (65.5 to 80.5) | 81.2 (75.6 to 86.1) | 85.9 (80.3 to 90.2) | 89.5 (85.1 to 92.8) | 89.9 (85.8 to 93.1) | 91.5 (87.8 to 94.2) | 84.3 (82.2 to 86.2) | 82 (79.9 to 84.3) |
| Dominican Republic | Unmarried | 69.4 (54.5 to 82.3) | 72.6 (60.4 to 82.3) | 79.1 (69.4 to 86.6) | 88.9 (82.8 to 93.3) | 90.4 (84.2 to 94.2) | 94.3 (90.2 to 96.7) | 97.4 (94.9 to 98.7) | 83.6 (80.1 to 86.5) | 86.1 (83.4 to 88.4) |
| Grenada | Married/ in-union | 63.7 (47.7 to 76.8) | 70.5 (56.5 to 81.9) | 76.1 (63.6 to 86.2) | 77.7 (65.4 to 87) | 77.7 (65.3 to 87.3) | 75.4 (61.8 to 85.1) | 73.6 (60.3 to 83.5) | 75.2 (70.6 to 79.4) | 73.5 (68.8 to 78) |
| Grenada | Unmarried | 68.9 (38.8 to 89.3) | 71.9 (44.6 to 89.7) | 80.1 (56.1 to 92.8) | 82.4 (62.8 to 93.5) | 84.3 (64.7 to 94.4) | 85.8 (67.2 to 95.3) | 87.3 (69.9 to 96) | 79.4 (70.5 to 86.4) | 81.6 (74 to 87.3) |
| Guyana | Married/ in-union | 35.9 (23.7 to 48) | 53.6 (42.6 to 63.2) | 62.6 (51.4 to 72.3) | 64.1 (53.7 to 73.4) | 59.7 (48.7 to 69.8) | 58.3 (47.1 to 69.2) | 51.5 (38.7 to 63) | 57.8 (53.4 to 61.8) | 55.2 (51 to 59.2) |
| Guyana | Unmarried | 55.2 (30.9 to 77.3) | 59.2 (38.1 to 76.1) | 71.3 (52.2 to 84.6) | 67.1 (49.3 to 81.3) | 69 (49.3 to 82.1) | 71.4 (49.2 to 86.2) | 73.1 (50.4 to 88.5) | 65.2 (56 to 73.2) | 67.9 (60.4 to 74.5) |
| Haiti | Married/ in-union | 28.4 (21.1 to 36.4) | 41.8 (33.9 to 49.3) | 46.5 (39.1 to 54.2) | 46.3 (38.3 to 54.4) | 44.2 (36.8 to 52) | 37.8 (29.8 to 45.9) | 33 (24.6 to 42.1) | 42.5 (39.2 to 45.7) | 40 (37 to 43.1) |
| Haiti | Unmarried | 41.5 (28.8 to 55.2) | 48.6 (38.1 to 58.8) | 58.9 (47.4 to 69.7) | 66 (52.3 to 76.4) | 64 (49 to 77.4) | 63.6 (45.4 to 78.8) | 60.7 (36 to 81.3) | 52 (46.1 to 57.9) | 56.4 (51.2 to 61.8) |
| Jamaica | Married/ in-union | 90.4 (84.4 to 94.7) | 83 (75.1 to 89.1) | 83.5 (75.7 to 89.4) | 82.8 (74.9 to 88.6) | 82.2 (73.9 to 88.6) | 78.5 (69.9 to 85.8) | 74.5 (63.8 to 83.5) | 81.3 (78.1 to 84.2) | 82.7 (79.9 to 85.3) |
| Jamaica | Unmarried | 89 (77.3 to 95.1) | 85.5 (73 to 93.2) | 85 (68.5 to 93.4) | 86 (71.4 to 93.9) | 86.9 (72 to 94.1) | 83 (63.4 to 92.5) | 86.7 (71.1 to 94.6) | 86.7 (81.9 to 90.3) | 86.6 (81.8 to 90.2) |
| Saint Lucia | Married/ in-union | 71.9 (58.2 to 83.1) | 70.3 (58.1 to 80.5) | 69.3 (56.7 to 79.7) | 76.9 (67.1 to 85.2) | 70.3 (59 to 79.7) | 64 (50.7 to 75.1) | 47.2 (34.6 to 60.8) | 66.8 (62.5 to 71.1) | 68.4 (64.3 to 72.9) |
| Saint Lucia | Unmarried | 74.3 (53.3 to 89.1) | 81 (63.3 to 91.9) | 79.6 (59.7 to 91.9) | 79.7 (58.9 to 91.9) | 78.1 (57.9 to 90.7) | 84.9 (68.3 to 94.3) | 88.2 (75.2 to 95.6) | 80.8 (73.8 to 86.5) | 81.2 (74.3 to 86.6) |
| Saint Vincent and the Grenadines | Married/ in-union | 60.5 (43.3 to 75.3) | 67.9 (53.6 to 80.9) | 73.9 (59.6 to 84.3) | 75.5 (62.1 to 85.3) | 75.3 (61.8 to 85.4) | 72.2 (59.2 to 83.4) | 70.7 (56.7 to 82) | 72.7 (67.4 to 77.2) | 70.9 (65.7 to 75.4) |
| Saint Vincent and the Grenadines | Unmarried | 66.3 (34.1 to 88.4) | 70.6 (43.3 to 90.1) | 78.2 (54.8 to 92.8) | 81.4 (58.4 to 93.5) | 83.7 (64.2 to 94.6) | 84.6 (66.2 to 94.8) | 85.5 (65.9 to 95.7) | 78.9 (70 to 86.1) | 80.3 (72.1 to 86.7) |
| Suriname | Married/ in-union | 60.7 (46.8 to 73.6) | 64.6 (52 to 76.2) | 68.8 (58 to 79.3) | 72.4 (61.8 to 81.8) | 73.8 (63.3 to 82.7) | 68 (55.9 to 78) | 68.5 (56.2 to 79) | 69.7 (65.1 to 73.8) | 68.1 (63.5 to 72.2) |

| | | | | | | | | | | |
|---------------------|------------------|------------------------|------------------------|------------------------|------------------------|------------------------|------------------------|------------------------|------------------------|------------------------|
| Suriname | Unmarried | 60.3 (35.6 to 80.6) | 66.7 (44.6 to 83.7) | 68 (47.4 to 86.1) | 68.7 (47.8 to 85.5) | 68.3 (45.3 to 85.4) | 75.5 (55.2 to 90.2) | 61.2 (36.3 to 81.5) | 67.3 (58.4 to 75.9) | 68.3 (60.9 to 76.3) |
| Trinidad and Tobago | Married/in-union | 70.7 (58.3 to 80.9) | 54.4 (41.1 to 66.6) | 61 (49 to 71.5) | 61 (49.4 to 72.3) | 58.3 (46.2 to 69.3) | 55.6 (43.8 to 67.3) | 50.7 (38.4 to 62.1) | 57.7 (52.3 to 62.7) | 59.5 (54.5 to 64.3) |
| Trinidad and Tobago | Unmarried | 53.1 (33.7 to 70.1) | 62.5 (44.3 to 77) | 59.2 (41.4 to 74.7) | 63.1 (45.3 to 78.1) | 64 (47.3 to 78) | 60.6 (40 to 76.5) | 59.7 (39.4 to 76) | 61.5 (54.6 to 68.2) | 61.7 (55.1 to 68.6) |
| Bolivia | Married/in-union | 34.8 (26.6 to 43.7) | 49 (40.7 to 57.2) | 52.8 (44.4 to 60.7) | 53.2 (44.8 to 60.7) | 52.1 (43.6 to 60.1) | 48.7 (41.2 to 56.7) | 50.3 (41.9 to 59) | 50.8 (47.4 to 54.2) | 48.5 (45.3 to 51.7) |
| Bolivia | Unmarried | 40 (27.5 to 53.3) | 54.2 (44.7 to 63.3) | 60.5 (51.8 to 69.1) | 59.8 (48.9 to 69.4) | 63.5 (53.2 to 72.1) | 72.2 (63.1 to 80.1) | 77.3 (67.9 to 84.6) | 57.3 (52.7 to 61.7) | 61.2 (57.1 to 65) |
| Ecuador | Married/in-union | 61.7 (47.9 to 73.5) | 67.3 (56.1 to 77.1) | 72.4 (61.7 to 80.8) | 73.8 (63.4 to 82.3) | 75.2 (64.9 to 83.7) | 72.3 (61.5 to 81.2) | 68.8 (57.5 to 78.5) | 71.8 (67.9 to 75.4) | 70.4 (66.8 to 74) |
| Ecuador | Unmarried | 54.1 (32.9 to 72) | 68.1 (51.7 to 79.9) | 69.8 (52.9 to 81.3) | 79.3 (69.4 to 87) | 85.3 (77.7 to 90.7) | 83.4 (71.5 to 90.7) | 88.9 (81.2 to 93.8) | 78 (73.8 to 82.1) | 80.6 (76.7 to 84.4) |
| Peru | Married/in-union | 54.4 (47.1 to 61.8) | 64.1 (57.7 to 69.9) | 63.9 (57.1 to 70.2) | 62.2 (56.1 to 68.2) | 62.6 (56.5 to 68.7) | 60.7 (53.7 to 67.5) | 61.6 (54.5 to 67.9) | 62.3 (59.6 to 65) | 61.3 (58.7 to 63.8) |
| Peru | Unmarried | 54.4 (42.7 to 64.2) | 67.3 (59 to 74.1) | 67.8 (60.7 to 74.7) | 70.1 (62.6 to 76.4) | 71.7 (64.3 to 78.1) | 72.9 (66.1 to 78.9) | 83.2 (77.8 to 87.9) | 68.1 (64.8 to 71) | 70.1 (67.1 to 72.6) |
| Colombia | Married/in-union | 68.6 (60.6 to 75.4) | 78.5 (72 to 83.8) | 83.9 (78.8 to 88.2) | 87.2 (82.8 to 90.6) | 87.7 (83 to 91.2) | 88.2 (83.7 to 91.6) | 87.3 (82.7 to 91.2) | 85.1 (83.2 to 86.8) | 82.5 (80.4 to 84.4) |
| Colombia | Unmarried | 76.7 (66.9 to 84.5) | 82.6 (75.7 to 88.3) | 86.3 (80.6 to 90.8) | 89 (83.7 to 92.7) | 93.4 (90.2 to 95.7) | 94.3 (91.4 to 96.6) | 95.6 (93 to 97.4) | 86.7 (84.3 to 88.8) | 88.5 (86.6 to 90.2) |
| Costa Rica | Married/in-union | 79.1 (69 to 87.1) | 88.6 (82.1 to 93) | 83.9 (76.1 to 90) | 88.6 (83 to 93.2) | 91.8 (87.3 to 94.9) | 87 (80.6 to 91.7) | 86.7 (80.5 to 91.6) | 87.7 (85.3 to 89.9) | 86.5 (84 to 88.9) |
| Costa Rica | Unmarried | 73.8 (49.1 to 90.5) | 78.4 (60.7 to 90.9) | 89.7 (77.9 to 96.3) | 89.8 (77.5 to 96.4) | 90.5 (79.2 to 96.6) | 89.8 (76.5 to 96.5) | 95.6 (89.2 to 98.7) | 86.1 (80.4 to 90.5) | 87.8 (82.9 to 91.5) |
| El Salvador | Married/in-union | 74.3 (66.3 to 80.3) | 77.9 (71.8 to 83.1) | 82.1 (76.6 to 86.9) | 82.4 (77.1 to 86.9) | 83.7 (78.3 to 87.9) | 83.4 (78.1 to 87.7) | 86.4 (81.7 to 90.5) | 82 (80 to 84) | 81.2 (79 to 83) |
| El Salvador | Unmarried | 60.1 (39.5 to 75.9) | 66.2 (52.7 to 78) | 77 (63.7 to 86.1) | 90.6 (85.3 to 94.6) | 95.1 (92.5 to 97) | 94.8 (91.3 to 97.1) | 97.7 (96.3 to 98.6) | 84.9 (81.4 to 87.7) | 87.6 (84.9 to 89.7) |
| Guatemala | Married/in-union | 54.3 (44.8 to 62.9) | 61.2 (52.7 to 68.8) | 64.8 (56.9 to 71.3) | 69 (61.7 to 75.8) | 70.3 (63.6 to 76.9) | 71.7 (64 to 78.1) | 73.8 (66.7 to 80.4) | 67.3 (64.4 to 70.3) | 66 (63.3 to 68.9) |
| Guatemala | Unmarried | 47.3 (30.1 to 64.1) | 58.5 (44.5 to 70.4) | 75.9 (65 to 84.2) | 84.7 (75.4 to 91.1) | 89.2 (82 to 93.8) | 92.3 (87 to 95.6) | 98.4 (97.4 to 99.1) | 76.6 (71.8 to 80.8) | 83.6 (79.9 to 86.7) |
| Honduras | Married/in-union | 68.4 (58.6 to 76.7) | 74.8 (66.7 to 81.6) | 76.1 (67.9 to 82.5) | 79.1 (72.6 to 85) | 79.4 (72.9 to 85.1) | 78.4 (71.7 to 84.4) | 76.2 (69 to 82.4) | 76.8 (74.1 to 79.5) | 76 (73.2 to 78.7) |
| Honduras | Unmarried | 55.7 (35.7 to 72.7) | 68.1 (49.6 to 81.5) | 78.8 (65.3 to 87.8) | 84.3 (73.1 to 91.1) | 89.4 (81.7 to 94.4) | 92.8 (86.4 to 96) | 96.6 (94.2 to 98) | 80.1 (75.3 to 84.5) | 84.8 (81.3 to 88) |
| Mexico | Married/in-union | 59.9 (49.5 to 69.6) | 72.3 (63.3 to 79.3) | 73 (65.1 to 80.5) | 78.2 (71.1 to 84.2) | 80.3 (73.5 to 85.8) | 80.1 (73.1 to 85.9) | 81.9 (75 to 87.7) | 76.8 (73.9 to 79.6) | 74.3 (71.2 to 77.3) |
| Mexico | Unmarried | 59.6 (41.5 to 75.6) | 75.4 (63.7 to 84.6) | 82.2 (72 to 89.2) | 83.8 (75 to 89.8) | 91.6 (86.3 to 95.2) | 91 (84.9 to 94.9) | 90.8 (83.6 to 95.3) | 81.8 (77.7 to 85.3) | 84.5 (81.2 to 87.3) |
| Nicaragua | Married/in-union | 78.6 (68.6 to 86.3) | 83.4 (76.1 to 89.7) | 85.9 (79.6 to 90.9) | 87.7 (82.1 to 92.2) | 89 (82.9 to 92.9) | 90.4 (85.6 to 94.2) | 90.9 (86.1 to 94.2) | 87.1 (84.8 to 89.2) | 86.2 (83.7 to 88.2) |
| Nicaragua | Unmarried | 64.6 (38.1 to 84.3) | 81.7 (64.2 to 91.3) | 86 (71.5 to 93.4) | 92.2 (84.3 to 96.3) | 96.3 (92.7 to 98.1) | 98.3 (96.7 to 99.1) | 98.2 (95.6 to 99.3) | 89.9 (86.2 to 92.7) | 92.1 (89.3 to 94.2) |

| | | | | | | | | | | |
|-----------|----------------------|---------------------------|---------------------------|---------------------------|---------------------------|---------------------------|---------------------------|---------------------------|---------------------------|---------------------------|
| Panama | Married/ in-union | 43.7 (33.1 to 54.5) | 65.2 (55.6 to 73.7) | 74.7 (66 to 81.8) | 77.6 (69.5 to 84) | 79.2 (72.5 to 84.8) | 80.3 (72.5 to 86.1) | 80.1 (72.6 to 86.1) | 75.2 (72.1 to 78.1) | 70.5 (67.3 to 73.6) |
| Panama | Unmarri ed | 64 (45.1 to 78.7) | 68.9 (49.6 to 83.2) | 74.8 (59.3 to 86.7) | 84.3 (71.2 to 92.5) | 87.6 (76.8 to 94) | 85.3 (72.2 to 93.7) | 95.7 (90.7 to 98.1) | 78.3 (72.5 to 83.4) | 81.1 (76 to 85.5) |
| Venezuela | Married/ in-union | 51.9 (36.4 to 66.3) | 65.9 (52.9 to 77.1) | 74.7 (64 to 83.9) | 77.8 (68.2 to 86) | 77.8 (67.2 to 86.1) | 77.8 (66.7 to 85.8) | 75.9 (64.1 to 85.1) | 74.8 (70.6 to 78.6) | 71.2 (66.7 to 74.9) |
| Venezuela | Unmarri ed | 48.1 (19.8 to 74.2) | 56.3 (28.4 to 79.7) | 72.3 (48.7 to 88.1) | 74 (46.4 to 89.3) | 81.6 (63.3 to 92.1) | 84.6 (66.5 to 93.7) | 92.5 (85.2 to 96.4) | 73.5 (63.9 to 81.1) | 76.6 (68.3 to 83.2) |
| Brazil | Married/ in-union | 81.5 (72 to 88.8) | 86.4 (80.5 to 91) | 88 (82.9 to 91.9) | 88.7 (83.7 to 92.4) | 86.5 (81.1 to 90.9) | 84.4 (78.6 to 89.3) | 75.4 (66.4 to 82.7) | 85 (82.7 to 87.2) | 85 (82.8 to 87) |
| Brazil | Unmarri ed | 70.8 (45.6 to 88.6) | 81.5 (69.3 to 90.2) | 84.6 (74.7 to 91.9) | 83.8 (72.4 to 91.6) | 81 (68.2 to 89.7) | 84.3 (72.7 to 91.9) | 77 (61.1 to 89) | 81.2 (75.8 to 85.8) | 81.8 (77.3 to 86) |
| Paraguay | Married/ in-union | 80.6 (73.2 to 86.2) | 84.1 (78 to 88.7) | 83.7 (77.7 to 88.4) | 83.2 (76.9 to 88.3) | 81.5 (75.4 to 86.9) | 77.5 (70.2 to 83.5) | 70.8 (61.2 to 78.8) | 81 (78.6 to 83.3) | 81 (78.5 to 83.2) |
| Paraguay | Unmarri ed | 77.1 (64.7 to 86.1) | 78.4 (69 to 85.5) | 81.9 (73 to 88.8) | 81.1 (70 to 89) | 82.3 (70.9 to 90) | 83.5 (72.4 to 91.3) | 86.3 (76.4 to 93) | 80.4 (76.2 to 84.3) | 81.6 (78 to 84.9) |
| Algeria | Married/ in-union | 58.9 (45.9 to 70.7) | 71.7 (62.6 to 79.3) | 74.4 (66.2 to 81.4) | 76.4 (68.5 to 82.6) | 75.8 (68.3 to 82.5) | 72.6 (64.3 to 79.3) | 64.6 (54.6 to 72.7) | 73.2 (70 to 76.2) | 71.5 (68.6 to 74.4) |
| Algeria | Unmarri ed | 16.8 (4.2 to 39.8) | 31.2 (9.1 to 60.5) | 36.6 (11.9 to 66.9) | 38.7 (13.7 to 70.5) | 56.4 (24.7 to 81) | 74.5 (50.4 to 90.1) | 77.7 (52 to 91.5) | 45 (31.9 to 59.5) | 53.2 (39.4 to 67.3) |
| Bahrain | Married/ in-union | 45.5 (30.9 to 60.4) | 53.5 (38 to 67.7) | 62.2 (46.5 to 75.2) | 66.8 (51.6 to 79.2) | 69.5 (55.2 to 82) | 72.3 (57.9 to 82.6) | 74.9 (61.8 to 84.6) | 68.6 (62.2 to 74) | 62.8 (56.9 to 67.8) |
| Bahrain | Unmarri ed | 9.4 (2.1 to 26.2) | 19.8 (5.5 to 43.9) | 36.2 (12.9 to 62.2) | 43.1 (17.4 to 68.9) | 61.4 (34.7 to 79.1) | 81.6 (67.4 to 90.1) | 87.2 (74.5 to 93.3) | 42.3 (29.5 to 55.4) | 51.6 (38.2 to 64.4) |
| Egypt | Married/ in-union | 70 (59.3 to 78.8) | 79.3 (72.2 to 85.4) | 82.4 (76.6 to 87.5) | 84.9 (79.2 to 89.1) | 86.8 (82.1 to 90.9) | 85.9 (80.5 to 90.1) | 82.5 (75.9 to 87.6) | 84.1 (81.9 to 86.1) | 82.6 (80.4 to 84.6) |
| Egypt | Unmarri ed | 24.8 (6 to 54.7) | 32.6 (9.7 to 63.8) | 35.2 (11.5 to 69) | 34.8 (10.8 to 66.7) | 52.4 (20.9 to 82.9) | 77 (50.1 to 93.1) | 82 (54.8 to 95.8) | 44.5 (29.5 to 60.8) | 54.3 (38.7 to 70.1) |
| Iran | Married/ in-union | 57.5 (47.6 to 67.6) | 66.4 (57.3 to 74.4) | 71.1 (62 to 78.9) | 74.2 (64.5 to 81.6) | 75.2 (66 to 83) | 74.4 (65.6 to 82.5) | 71 (61.8 to 79) | 73.1 (69.3 to 76.6) | 70.5 (67.2 to 73.7) |
| Iran | Unmarri ed | 20.8 (5.3 to 44.7) | 31.7 (10.1 to 60) | 40.9 (15.6 to 68.8) | 46 (18.4 to 72.8) | 62.7 (36.2 to 81.9) | 79.3 (60.6 to 89.2) | 82.5 (65.3 to 91.8) | 53.3 (39.2 to 65.7) | 60.2 (46.3 to 72) |
| Iraq | Married/ in-union | 40.4 (33.3 to 47.9) | 46.6 (40.5 to 52.4) | 50.6 (44.8 to 56.1) | 55.6 (49.7 to 61) | 58.8 (53.6 to 64) | 56.8 (51.1 to 62.7) | 56.6 (50.4 to 62.6) | 53.8 (51.6 to 56.3) | 52.7 (50.5 to 55) |
| Iraq | Unmarri ed | 14.7 (3.5 to 35.2) | 21.4 (6.2 to 44.2) | 24.6 (7 to 49.2) | 29.4 (8.8 to 55.8) | 45.6 (19.3 to 70.5) | 66.6 (41.2 to 82.3) | 74.9 (51.3 to 87.7) | 34.1 (22.4 to 46.5) | 43.4 (29.1 to 56.6) |
| Jordan | Married/ in-union | 35.9 (25.8 to 47) | 45.5 (38.3 to 52.5) | 52.9 (45.7 to 59.9) | 56.3 (48.8 to 63.6) | 62.3 (55.3 to 68.4) | 60.9 (54.1 to 67.6) | 55.5 (48.3 to 62) | 56.5 (53.6 to 59.5) | 53.8 (51.1 to 56.7) |
| Jordan | Unmarri ed | 15.4 (4.1 to 36.8) | 22 (6.4 to 44.9) | 28 (9.2 to 56.3) | 32.5 (9.9 to 59.3) | 50.9 (23.4 to 75.3) | 69.7 (44.9 to 84.6) | 73.7 (50.2 to 87.7) | 37.7 (25.4 to 51.2) | 48 (33.8 to 61.7) |
| Kuwait | Married/ in-union | 63.9 (48.7 to 76.5) | 76.9 (66 to 85.4) | 81.4 (72.2 to 88.8) | 85.8 (77.4 to 91.7) | 87.5 (80 to 92.6) | 86 (77.2 to 91.8) | 85 (75.6 to 91.3) | 85.1 (81.5 to 87.9) | 81.2 (77.8 to 84.2) |
| Kuwait | Unmarri ed | 19.7 (4.7 to 44.2) | 35.1 (11.2 to 66) | 48.5 (19.1 to 77) | 59.5 (27.5 to 83.9) | 77.3 (53 to 92.1) | 89.5 (77.6 to 95.2) | 92.2 (82.9 to 96.6) | 64.1 (49.3 to 76.8) | 68.1 (53.9 to 79.3) |
| Lebanon | Married/ in-union | 53.5 (39.6 to 67.2) | 53.6 (39.1 to 66.3) | 60.8 (47.6 to 72.7) | 61.8 (48 to 73.3) | 60.7 (48.1 to 72.3) | 63.5 (50.1 to 75.1) | 56.2 (43 to 67.5) | 60.2 (54.7 to 65.4) | 58.9 (54.1 to 63.5) |

| | | | | | | | | | | |
|----------------------|----------------------|------------------------|------------------------|------------------------|------------------------|------------------------|------------------------|------------------------|------------------------|------------------------|
| Lebanon | Unmarried | 13 (3 to 31.1) | 17.9 (4.6 to 40.2) | 24.1 (6.7 to 49.4) | 25.3 (6.7 to 53.7) | 36.7 (13 to 61.8) | 60.7 (32.7 to 80.4) | 68 (42.1 to 84.4) | 29 (18.3 to 41.8) | 37.6 (24.9 to 51.1) |
| Libya | Married/ in-union | 39.6 (26.6 to 52.6) | 45.8 (34 to 58.5) | 49.1 (36 to 61.2) | 51.8 (38.5 to 63.9) | 52.6 (39.5 to 65.1) | 50.8 (37.2 to 63.4) | 48.3 (35.4 to 60.9) | 50.7 (44.6 to 56.4) | 48.8 (43.9 to 53.7) |
| Libya | Unmarried | 13.7 (3.5 to 32.3) | 20.7 (5.9 to 42.4) | 26.2 (8.2 to 51) | 28.9 (8.9 to 53.1) | 43.3 (18.5 to 66.4) | 61.5 (37.3 to 77.6) | 69.9 (46.8 to 83.6) | 35.3 (23.2 to 47.9) | 41.7 (28.8 to 54.5) |
| Morocco | Married/ in-union | 66.5 (55.5 to 76.5) | 73.5 (63.8 to 81.8) | 74.6 (65.5 to 81.8) | 75 (66.4 to 82.1) | 74.9 (67 to 81.9) | 70.8 (61.4 to 78.3) | 64 (54.1 to 73.1) | 72.2 (68.7 to 75.4) | 71.9 (68.4 to 74.8) |
| Morocco | Unmarried | 11.4 (2.4 to 28.5) | 11.9 (2.6 to 30.6) | 17.5 (4.7 to 40.9) | 25.6 (7.6 to 53.1) | 39.9 (16.1 to 69.8) | 35.9 (13.1 to 64.8) | 69.9 (42.2 to 87.6) | 23 (14.1 to 34.6) | 28.8 (18 to 41.3) |
| Palestine | Married/ in-union | 31 (21.5 to 40.7) | 49.8 (41.1 to 58.7) | 58.7 (50.8 to 66.3) | 66.3 (59.2 to 73.5) | 71.5 (63.9 to 78.3) | 71.8 (64.1 to 78.4) | 63.5 (55.8 to 70.8) | 63.7 (60.3 to 66.9) | 61.1 (57.9 to 64.1) |
| Palestine | Unmarried | 10 (2.1 to 25.2) | 19.5 (5 to 42.8) | 25.5 (7.3 to 52) | 29.1 (8.9 to 59.3) | 47.4 (19.2 to 74.8) | 69.6 (40.9 to 87.2) | 71.6 (42.4 to 88.7) | 30.3 (18.1 to 44.6) | 44.5 (30 to 60.5) |
| Oman | Married/ in-union | 29.3 (21.3 to 37.8) | 35 (27.5 to 43) | 41.3 (33.4 to 48.5) | 42.7 (34.7 to 50.8) | 44.6 (36.2 to 52.5) | 47.6 (39.3 to 55.7) | 51.7 (42.8 to 59.9) | 43.2 (39.8 to 46.7) | 40.9 (37.9 to 44) |
| Oman | Unmarried | 10.2 (2.3 to 25.9) | 17 (4.6 to 38.6) | 24.5 (6.8 to 49.9) | 27 (8.4 to 53.5) | 42.9 (17.3 to 67.4) | 68.4 (48.1 to 82.1) | 77.6 (60.1 to 87.6) | 30.5 (19.4 to 43.3) | 39.7 (27.1 to 53.4) |
| Qatar | Married/ in-union | 34.5 (21.1 to 49.6) | 53.8 (41.2 to 66.1) | 60.1 (49.2 to 69.8) | 61.7 (51.4 to 71) | 58.1 (47.4 to 68.3) | 59.2 (48.1 to 69.1) | 47.6 (36 to 58.8) | 58.3 (53.7 to 62.9) | 54.6 (50.5 to 58.8) |
| Qatar | Unmarried | 10.6 (2.2 to 30.1) | 22.6 (5.8 to 52.5) | 26.7 (7.4 to 56.9) | 26.3 (7.3 to 56.7) | 39.9 (14 to 69.4) | 66.9 (38.2 to 86.6) | 66.8 (34.8 to 88.4) | 31.3 (19.5 to 46.1) | 40.2 (26.5 to 55.7) |
| Saudi Arabia | Married/ in-union | 26.4 (14.7 to 40.3) | 38.2 (26.9 to 49.1) | 43.9 (32.8 to 54.7) | 45.5 (35.7 to 55.8) | 47.6 (36.8 to 58.7) | 43.6 (32.7 to 54.3) | 41.8 (29.1 to 54.9) | 44 (39.4 to 48.6) | 41.7 (37.2 to 45.8) |
| Saudi Arabia | Unmarried | 12.8 (2.8 to 34.5) | 19.9 (4.8 to 46.3) | 25.4 (7.2 to 52.8) | 26.3 (7.2 to 55.3) | 44.2 (14.7 to 74.5) | 67.5 (36.5 to 87.5) | 74.8 (47.7 to 91.1) | 30.2 (18.1 to 43.6) | 40.4 (26.5 to 55.3) |
| Syria | Married/ in-union | 26 (16.2 to 38) | 42.5 (31.4 to 54.3) | 52.9 (42.3 to 63.6) | 57.4 (46.2 to 66.9) | 61.6 (51.5 to 70.7) | 60.3 (49.9 to 69.9) | 54.2 (43.3 to 64.4) | 55.8 (51.5 to 59.9) | 51.7 (47.6 to 55.7) |
| Syria | Unmarried | 7 (1.4 to 19.3) | 13.8 (3.2 to 33.2) | 20.2 (5.7 to 45.6) | 22.2 (6 to 50.6) | 38.4 (13.4 to 67.6) | 63.3 (34.5 to 82.2) | 69.9 (45.2 to 85.5) | 21.8 (12.9 to 33.1) | 34.7 (22.3 to 50) |
| Tunisia | Married/ in-union | 46.9 (32 to 61.8) | 64.4 (53.3 to 74.3) | 69.1 (60.2 to 76.5) | 73.6 (65.9 to 79.9) | 73.1 (65.8 to 79.3) | 67.8 (59.8 to 75.3) | 65.6 (57.8 to 73.4) | 70 (66.5 to 73.2) | 66.9 (63.4 to 70.2) |
| Tunisia | Unmarried | 14 (3 to 36.1) | 24 (5.7 to 51.7) | 31.7 (9.5 to 59.4) | 35.6 (10.6 to 67.1) | 52.5 (23.4 to 78.7) | 68.9 (41.1 to 86) | 77 (50.9 to 90.7) | 39.2 (26.2 to 53.4) | 48.2 (34.6 to 63) |
| Turkey | Married/ in-union | 34.9 (25.4 to 45.2) | 46.5 (38 to 55.1) | 57 (47.2 to 65.6) | 61.8 (53.6 to 70.1) | 66.8 (57.9 to 74.6) | 62.6 (53.3 to 71) | 58.2 (48.1 to 67.5) | 60.2 (56.3 to 63.6) | 55.3 (51.6 to 58.7) |
| Turkey | Unmarried | 6.9 (1.4 to 17.9) | 23.9 (9.4 to 42.8) | 36.4 (16.5 to 58.1) | 49.4 (26.2 to 68.9) | 74.4 (62 to 84.2) | 79.9 (70.1 to 87.4) | 84.3 (76.1 to 90.6) | 51.6 (39.8 to 62) | 65.3 (57.1 to 73) |
| United Arab Emirates | Married/ in-union | 59.7 (43.7 to 74.1) | 67.6 (54.8 to 78.5) | 73.1 (60.7 to 82.9) | 77 (65.6 to 85.2) | 78.7 (67.9 to 86.7) | 78.5 (67.6 to 86.6) | 76.7 (64.7 to 85.7) | 77.4 (72.4 to 81.9) | 73.5 (68.9 to 77.5) |
| United Arab Emirates | Unmarried | 20.9 (5.2 to 43.8) | 30.9 (9 to 58.9) | 36.1 (11.8 to 65.1) | 39.4 (13.1 to 70.5) | 57.3 (26.7 to 82) | 79.3 (53.2 to 93) | 83.8 (60.1 to 94.9) | 54.9 (39.5 to 69.2) | 55.3 (40.5 to 69) |
| Yemen | Married/ in-union | 21.9 (14.3 to 31.6) | 33 (24.6 to 43.1) | 40.8 (32 to 50.5) | 43.9 (34 to 54.2) | 43.6 (33.8 to 53.2) | 43.3 (33.6 to 53.1) | 41.1 (31.4 to 51.4) | 40.7 (36.8 to 44.8) | 38.7 (34.9 to 42.5) |
| Yemen | Unmarried | 5.1 (0.9 to 15.1) | 9.4 (1.9 to 25.4) | 12.3 (2.7 to 32.7) | 13.3 (3.1 to 34) | 24.9 (7 to 51.3) | 51.1 (22.6 to 77.2) | 58 (28.9 to 82.5) | 13.3 (7.3 to 21.6) | 21.8 (12.5 to 33.8) |

| | | | | | | | | | | |
|----------------------------------|----------------------|---------------------------|---------------------------|---------------------------|---------------------------|---------------------------|---------------------------|---------------------------|---------------------------|---------------------------|
| Afghanistan | Married/ in-union | 20.1 (12.3 to 29.4) | 31.8 (23.8 to 41.1) | 37.6 (28.3 to 46.4) | 43.9 (35 to 53.1) | 48.7 (40.2 to 57.8) | 53.8 (44 to 62.4) | 58.1 (47.4 to 68.2) | 42.4 (38.4 to 46.1) | 41.7 (38 to 45.2) |
| Afghanistan | Unmarried | 8.3 (1.8 to 22.9) | 8.5 (2.2 to 22.2) | 10.1 (2.4 to 28.1) | 3.9 (0.8 to 11.4) | 5.8 (1.1 to 16.5) | 40.5 (14.6 to 69.7) | 21.5 (5.1 to 51.4) | 8.9 (4.4 to 15.8) | 10.8 (5.9 to 18.4) |
| Bangladesh | Married/ in-union | 72.3 (64.6 to 79) | 77.2 (70.2 to 82.9) | 79.8 (73.8 to 85.1) | 78.8 (72.5 to 83.6) | 74.5 (67.9 to 80.4) | 68.1 (60.8 to 74.4) | 62 (53.9 to 70.3) | 75 (72.3 to 77.5) | 74.5 (71.8 to 76.9) |
| Bangladesh | Unmarried | 82.1 (60.3 to 93.9) | 89.9 (76.3 to 96.7) | 95.6 (89.2 to 98.3) | 97.7 (95.3 to 98.9) | 98.2 (97 to 99) | 98.4 (97.3 to 99.1) | 98.8 (98 to 99.3) | 97.6 (96.6 to 98.3) | 98.1 (97.5 to 98.6) |
| Bhutan | Married/ in-union | 56.4 (41.8 to 71.2) | 78.5 (67.8 to 86.8) | 81.1 (71.2 to 88.5) | 85.3 (77.5 to 91.3) | 84.1 (74.9 to 90.3) | 81.3 (72.7 to 88.1) | 76.1 (65.5 to 85.1) | 81.2 (78 to 84.2) | 78.3 (74.8 to 81.5) |
| Bhutan | Unmarried | 42.3 (14.4 to 71.1) | 70.5 (42.4 to 88.4) | 81.5 (63.3 to 93.4) | 88.8 (73.6 to 96.7) | 96 (89.6 to 98.9) | 95.3 (88.2 to 98.6) | 98.5 (95.9 to 99.6) | 84.7 (77.7 to 90.6) | 90.5 (86 to 94.1) |
| India | Married/ in-union | 30.4 (21.7 to 40.9) | 49.9 (40.3 to 59) | 66.4 (58.2 to 73.7) | 75.7 (68.4 to 81.9) | 79 (72 to 84.2) | 81.3 (75.3 to 86.6) | 86.1 (80.7 to 90.2) | 72.6 (69.8 to 75.3) | 68.3 (65.6 to 71) |
| India | Unmarried | 54.9 (29.8 to 74.6) | 80.7 (68.1 to 88.7) | 94.7 (90.7 to 96.9) | 98.1 (97 to 98.8) | 99.2 (98.7 to 99.5) | 99.4 (99.1 to 99.7) | 99.7 (99.5 to 99.8) | 97.6 (96.6 to 98.3) | 98.7 (98.4 to 99) |
| Nepal | Married/ in-union | 29.9 (23.2 to 36.8) | 40.8 (33.7 to 48.3) | 52.8 (46.1 to 59.7) | 62.4 (56.5 to 67.9) | 70.5 (64.8 to 75.7) | 73.2 (67.1 to 78.5) | 75.9 (69.8 to 80.5) | 59.9 (57.4 to 62.5) | 57.6 (55.2 to 60) |
| Nepal | Unmarried | 52.4 (25.8 to 78.9) | 76.4 (51.2 to 91.6) | 87.1 (70.9 to 95.4) | 95.8 (89.5 to 98.6) | 98.8 (97.6 to 99.5) | 99.1 (99.6) | 99.3 (98.5 to 99.7) | 93.3 (89.6 to 96) | 97.7 (96.7 to 98.5) |
| Pakistan | Married/ in-union | 28.5 (18.6 to 40.3) | 44.3 (34.8 to 52.7) | 46.9 (39.3 to 55.3) | 55.1 (47.4 to 63.1) | 59.4 (51.8 to 66.7) | 60.1 (52.4 to 66.9) | 63.2 (55.4 to 70.7) | 54.9 (51.6 to 58.3) | 52.9 (49.7 to 56) |
| Pakistan | Unmarried | 74 (50.6 to 86.8) | 83.8 (72.4 to 91) | 90.9 (84 to 95) | 95 (91.8 to 97.1) | 97.1 (95.3 to 98.3) | 98 (96.7 to 98.9) | 98.8 (98 to 99.3) | 95.4 (93.5 to 96.9) | 97.2 (96.1 to 98) |
| Angola | Married/ in-union | 17.9 (12 to 25.5) | 26.8 (20.2 to 34.1) | 32.1 (25.1 to 39.7) | 30 (22.6 to 38.2) | 24.7 (18.1 to 32.4) | 22.7 (16.1 to 29.7) | 12.8 (7.4 to 21.1) | 26.6 (23.7 to 29.6) | 25.2 (22.4 to 28.2) |
| Angola | Unmarried | 39.8 (21.6 to 60.2) | 52 (36.3 to 67.4) | 57.6 (40.3 to 72.8) | 48.9 (29.9 to 68.9) | 37.3 (17.9 to 60.6) | 38.1 (14.5 to 65.9) | 13 (2.9 to 32.6) | 47.1 (37.7 to 57) | 48 (40 to 55.8) |
| Central African Republic | Married/ in-union | 19.3 (11.1 to 29.7) | 22.6 (13.8 to 33.7) | 23 (13.6 to 34.3) | 24 (14.8 to 35.5) | 19.8 (11.5 to 30.1) | 15.9 (8.6 to 25) | 15.6 (8.4 to 25.3) | 21 (17.3 to 25.5) | 20.5 (17 to 24.6) |
| Central African Republic | Unmarried | 28.3 (14 to 44.8) | 36.7 (21.9 to 53.7) | 38.9 (23.4 to 53.9) | 39.6 (23.1 to 56.4) | 32.3 (16.4 to 50.2) | 47.9 (28.9 to 64.2) | 44.1 (22.8 to 64.4) | 35.7 (28.1 to 43.2) | 37.9 (30.2 to 45) |
| Congo | Married/ in-union | 32.5 (21.9 to 42.8) | 35 (24.8 to 46.3) | 37.8 (27.7 to 47.9) | 34.9 (25.1 to 45.8) | 33 (23.6 to 43.6) | 31.4 (21.5 to 42.4) | 25.4 (16.4 to 35.3) | 34 (29.9 to 38.3) | 33.8 (29.8 to 37.9) |
| Congo | Unmarried | 48.6 (34.6 to 60.9) | 49.6 (37.2 to 61.8) | 52.6 (40.5 to 64.1) | 49.7 (37.5 to 60.8) | 44.4 (30.7 to 58) | 46.7 (32.7 to 59.3) | 46.2 (31.1 to 60) | 49.5 (43.2 to 55.1) | 49.4 (44 to 54.4) |
| Democratic Republic of the Congo | Married/ in-union | 16.2 (10.7 to 23.4) | 26.1 (20 to 33) | 29.3 (23 to 36.1) | 30.4 (24.2 to 37.2) | 29.8 (23.1 to 36.7) | 28.2 (21.9 to 35.4) | 23 (16.5 to 30.1) | 27.6 (25 to 30.3) | 26.1 (23.8 to 28.7) |
| Democratic Republic of the Congo | Unmarried | 28.9 (21.7 to 36.8) | 47.5 (39.8 to 55.1) | 43.4 (35.5 to 51.1) | 41.6 (31.4 to 51.5) | 40.1 (27.8 to 51.1) | 43.7 (32 to 55.5) | 55.9 (39.6 to 70) | 39 (34.4 to 43.3) | 42.2 (38.1 to 46) |
| Equatorial Guinea | Married/ in-union | 26.7 (16.4 to 39.1) | 28.9 (19.1 to 40.6) | 26.1 (16.6 to 37.7) | 35.7 (24.7 to 47.6) | 31.5 (21 to 44.1) | 32.5 (21.7 to 45.7) | 23.5 (14.3 to 36) | 29.8 (25.5 to 34.4) | 29.3 (25 to 33.9) |

| | | | | | | | | | | |
|-------------------|------------------|------------------------|------------------------|------------------------|------------------------|------------------------|------------------------|------------------------|------------------------|------------------------|
| Equatorial Guinea | Unmarried | 54.5 (33.2 to 72) | 55.1 (34.9 to 72.4) | 54.1 (34.1 to 70.6) | 41.1 (19.4 to 64.6) | 46.1 (20.5 to 71) | 63 (37.8 to 82.1) | 70.6 (46.5 to 87) | 55.2 (45.5 to 65.1) | 55.6 (46.7 to 63.5) |
| Gabon | Married/in-union | 30 (20 to 41.5) | 39.1 (28.1 to 50.3) | 40 (29.1 to 50.9) | 41.2 (29.8 to 52.8) | 37.1 (26.7 to 48.4) | 31.9 (21.4 to 43) | 32.7 (22.1 to 44.6) | 37.6 (33 to 42.4) | 36.4 (32.2 to 41) |
| Gabon | Unmarried | 56.2 (41.7 to 68.9) | 61.2 (48.5 to 72.9) | 57.2 (42.7 to 70.2) | 59 (44.7 to 71.5) | 54.8 (40.5 to 67.2) | 57.3 (43.5 to 68.9) | 50.3 (32.8 to 65.2) | 58.2 (52.1 to 64.1) | 57.9 (52.9 to 62.9) |
| Burundi | Married/in-union | 44.5 (32.6 to 56.6) | 44.9 (35.7 to 53.9) | 42.2 (33.8 to 51.5) | 37.6 (29.4 to 46.6) | 35.9 (27.5 to 44.5) | 31.4 (23.3 to 39.7) | 30.4 (21.4 to 41.3) | 38.6 (34.9 to 42.3) | 38.8 (35.3 to 42.2) |
| Burundi | Unmarried | 46.5 (27.6 to 65.1) | 53.9 (41.2 to 66.6) | 51.9 (38.7 to 65.4) | 51.3 (36.3 to 65.9) | 63.3 (46 to 78.3) | 60.2 (40.2 to 77.5) | 58.6 (35 to 78.8) | 53 (46 to 59.9) | 55.1 (48.7 to 61.5) |
| Comoros | Married/in-union | 28.4 (18.1 to 39.5) | 31.3 (20.6 to 43.1) | 37.2 (25.7 to 49.2) | 35.3 (24.7 to 46.9) | 37.5 (25.1 to 49.1) | 38.1 (26.2 to 51) | 30.1 (18.7 to 44) | 35.1 (30.3 to 39.8) | 34 (29.5 to 38.5) |
| Comoros | Unmarried | 49.4 (31.7 to 66.1) | 51.8 (35.8 to 67.1) | 56.6 (42 to 68.5) | 48.2 (26 to 67.7) | 59.9 (38.8 to 75.7) | 48.2 (23.6 to 70.3) | 87.4 (81.1 to 92.3) | 55.5 (47.9 to 63.1) | 57.8 (50.3 to 65) |
| Djibouti | Married/in-union | 46.6 (31.6 to 61.9) | 57.8 (45.5 to 69.9) | 56.5 (44.2 to 68.4) | 53.8 (41.7 to 65.6) | 49.3 (37.3 to 62) | 36.8 (23.2 to 52) | 35.6 (21.1 to 51.6) | 49.7 (44.2 to 55.3) | 50.5 (45.2 to 55.7) |
| Djibouti | Unmarried | 75.1 (49.5 to 90.9) | 83.9 (64.4 to 93.5) | 86.5 (70.7 to 94.7) | 86.8 (69.5 to 95.2) | 88.1 (71.4 to 95.7) | 88.2 (70.9 to 96.1) | 92 (78.1 to 97.1) | 86.5 (79.3 to 91.3) | 87.5 (81.2 to 91.7) |
| Eritrea | Married/in-union | 16.6 (8.8 to 27.7) | 29.2 (17.2 to 42.8) | 37.8 (24.7 to 52) | 33.5 (20.4 to 47.4) | 35.1 (22.1 to 48.9) | 33.2 (20.3 to 48.5) | 30.9 (17.7 to 45.9) | 32.6 (27.6 to 38.5) | 31 (26.3 to 36.4) |
| Eritrea | Unmarried | 56.4 (27.2 to 78.7) | 50.5 (24 to 74) | 55.7 (27.9 to 77.3) | 58.2 (30 to 80.2) | 69 (43 to 86.5) | 51.7 (22.9 to 77.9) | 54.4 (23.4 to 80.5) | 58.5 (46.3 to 69.3) | 59.9 (47.4 to 71.2) |
| Ethiopia | Married/in-union | 58.6 (51.2 to 66) | 66.8 (60.5 to 72.5) | 64.5 (58.7 to 70) | 60.5 (54.1 to 66.3) | 58.1 (51.4 to 64.6) | 53.8 (46.3 to 61.1) | 45.2 (36.6 to 53.5) | 60.7 (58 to 63.1) | 59.6 (57.2 to 62) |
| Ethiopia | Unmarried | 65.2 (48.3 to 78.6) | 74.9 (66.8 to 81.9) | 75.7 (67.8 to 82.2) | 77.1 (68.3 to 84.2) | 72.7 (62.1 to 81.5) | 71.7 (56.8 to 83.3) | 88.6 (78.8 to 94.7) | 73.5 (68.7 to 77.4) | 75.4 (71.7 to 78.8) |
| Kenya | Married/in-union | 60.1 (51.6 to 68.3) | 73.5 (67.1 to 79.3) | 77.3 (71.9 to 82.2) | 76.5 (71.2 to 81.6) | 73.9 (68.1 to 78.9) | 68.8 (62.5 to 74.8) | 60.7 (52.8 to 67.9) | 73 (70.7 to 75.4) | 70.9 (68.6 to 73.3) |
| Kenya | Unmarried | 46.7 (31.8 to 61.7) | 75.1 (66.5 to 81.6) | 81.5 (74.7 to 86.9) | 85.4 (79.3 to 90.2) | 82 (73.8 to 88.1) | 85.7 (78.4 to 90.9) | 88 (79.9 to 93.1) | 72.4 (67.4 to 76.6) | 79.6 (76.3 to 82.5) |
| Madagascar | Married/in-union | 39 (26.5 to 52) | 51 (38.4 to 63.5) | 53.7 (41.6 to 65.5) | 55.6 (43.2 to 67.5) | 52.4 (40 to 63.6) | 45.2 (33.2 to 57.3) | 38.1 (25.5 to 51.8) | 50.1 (45.1 to 55.1) | 49 (44.1 to 54) |
| Madagascar | Unmarried | 44.5 (26.7 to 60.3) | 65.5 (50.9 to 77.4) | 68.4 (51 to 79.8) | 76.9 (61.3 to 86.9) | 65.9 (46.6 to 81.1) | 69.1 (47.8 to 83) | 63.5 (39.9 to 81.3) | 60.3 (52 to 67.6) | 65.9 (58.9 to 72) |
| Malawi | Married/in-union | 62.9 (52.4 to 72.4) | 72.7 (63.8 to 79.5) | 75.5 (68.2 to 82.3) | 74.1 (66.6 to 80.7) | 73.7 (66 to 80.5) | 70.6 (62.7 to 77.8) | 71.2 (62.6 to 79) | 72.8 (69.7 to 75.6) | 71.9 (68.9 to 74.6) |
| Malawi | Unmarried | 51.3 (34.4 to 68.3) | 73 (60.4 to 82.6) | 78.2 (67.4 to 87) | 81.4 (71.4 to 88.4) | 80.7 (71 to 88.3) | 86.6 (78.2 to 92.6) | 91.9 (86.1 to 95.5) | 71.8 (65.9 to 77.2) | 79 (75.1 to 82.5) |
| Mauritius | Married/in-union | 57.1 (43.1 to 69.2) | 62.1 (49 to 74.1) | 64.4 (50.5 to 76.2) | 65.5 (51.2 to 77.4) | 65.8 (51.8 to 77.5) | 62.6 (48.9 to 74.5) | 57.7 (43.2 to 69.5) | 63.3 (57.8 to 68.3) | 62.5 (57.2 to 67.4) |
| Mauritius | Unmarried | 30 (9.8 to 53) | 27.9 (9 to 53) | 33.5 (12.2 to 58.6) | 42.1 (16 to 69.6) | 54.2 (26.3 to 76.4) | 57.7 (28.8 to 80.2) | 89.9 (81.9 to 94.6) | 55.5 (40.3 to 70.1) | 60.3 (45 to 73.8) |
| Mozambique | Married/in-union | 35.9 (24.6 to 48.7) | 48.2 (36.7 to 59) | 50.8 (40.2 to 61.2) | 52 (41.5 to 61.8) | 46.8 (36.2 to 57.5) | 45.2 (34.9 to 55.9) | 32.6 (21.7 to 45) | 46.5 (42.3 to 50.9) | 45.6 (41.4 to 50) |
| Mozambique | Unmarried | 57 (39.8 to 73.7) | 74.4 (61.5 to 84.2) | 70.6 (56.4 to 81.8) | 69.8 (54.5 to 81.9) | 67.3 (51.5 to 80.1) | 64.8 (46.2 to 80) | 57.1 (32.4 to 77.7) | 66.7 (59.8 to 73.7) | 68.5 (62.6 to 74) |

| | | | | | | | | | | |
|-----------------|----------------------|---------------------------|---------------------------|---------------------------|---------------------------|---------------------------|---------------------------|---------------------------|---------------------------|---------------------------|
| Rwanda | Married/ in-union | 70 (58.9 to 79.5) | 60.6 (49.3 to 70.8) | 60.8 (50.4 to 70.6) | 58.6 (47.7 to 68.8) | 57.5 (46.2 to 67.6) | 53.4 (42.2 to 63.6) | 47 (35.1 to 57.8) | 57.7 (52.9 to 62.7) | 58.6 (54.6 to 63.1) |
| Rwanda | Unmarri ed | 47.8 (25.1 to 70) | 45.5 (29.2 to 61.6) | 58.7 (43.6 to 71.5) | 65.5 (51.9 to 77.1) | 64.2 (48.5 to 77.6) | 61.1 (45.6 to 74.3) | 70.8 (54 to 82.5) | 56.3 (49.3 to 63.3) | 60.6 (53.6 to 66.2) |
| Seychelle s | Married/ in-union | 72.7 (59.1 to 83) | 78.6 (68.7 to 86.4) | 80.6 (70.9 to 88.2) | 82.2 (72.5 to 88.9) | 82 (72.6 to 88.7) | 78.7 (68.5 to 86.6) | 75.3 (63 to 84.4) | 79.8 (76 to 83.3) | 79 (75.1 to 82.5) |
| Seychelle s | Unmarri ed | 45.8 (17.4 to 75.2) | 54.5 (23.8 to 80.7) | 64.7 (34.1 to 86.1) | 75.7 (50.6 to 90.8) | 85.4 (65.5 to 95.1) | 85.8 (64.9 to 95.6) | 94 (85.3 to 97.9) | 77.6 (66.7 to 86.3) | 80.9 (72.1 to 88.1) |
| Somalia | Married/ in-union | 2.7 (1 to 5.6) | 5.7 (2.8 to 9.9) | 4.7 (2.3 to 8.3) | 4.7 (2.4 to 8.1) | 3.7 (1.7 to 6.8) | 3.5 (1.5 to 6.5) | 3.7 (1.5 to 7.4) | 4.3 (3.3 to 5.6) | 4.2 (3.2 to 5.4) |
| Somalia | Unmarri ed | 8.6 (3 to 16.8) | 19.1 (8.3 to 31.7) | 16.4 (8.4 to 27.2) | 21.2 (10.2 to 33.1) | 21.7 (10.6 to 34.4) | 22.9 (11.2 to 37) | 37.9 (21.1 to 53.6) | 17.6 (12.3 to 23.8) | 20.4 (15.9 to 25.9) |
| Tanzania | Married/ in-union | 32.1 (22 to 43.1) | 45.4 (37.5 to 54.2) | 48.4 (39.6 to 56.9) | 50.4 (42.1 to 58.5) | 47.6 (38.8 to 55.7) | 48.1 (39.6 to 56.3) | 50.8 (41.3 to 59.9) | 47.5 (44.1 to 50.8) | 46.5 (43.2 to 49.7) |
| Tanzania | Unmarri ed | 50 (33.6 to 65.9) | 66.7 (57.4 to 75.5) | 69.9 (59.7 to 78.5) | 71.2 (60.5 to 79.8) | 68.9 (56.2 to 78.3) | 72 (58.8 to 82.3) | 72.8 (56.9 to 84.5) | 65 (59.8 to 69.9) | 68.7 (64.3 to 72.6) |
| Uganda | Married/ in-union | 36.8 (30 to 43.6) | 48.2 (42.7 to 53.8) | 53.8 (48 to 59.2) | 52 (46.6 to 57.6) | 51.2 (45.5 to 56.4) | 46.6 (40.7 to 52.2) | 40.8 (34.3 to 47.3) | 49.2 (46.7 to 51.5) | 47.7 (45.4 to 49.9) |
| Uganda | Unmarri ed | 53.7 (44 to 63.7) | 71.6 (65.2 to 77) | 75.9 (69.7 to 81.2) | 67.2 (58.1 to 74.9) | 69 (60.8 to 76.7) | 61.7 (50.8 to 71.6) | 71.1 (58.9 to 81.5) | 65.7 (61.8 to 69.2) | 68.9 (65.8 to 71.9) |
| Zambia | Married/ in-union | 53.9 (42.2 to 64.5) | 61.2 (51.1 to 71) | 64.5 (54.1 to 73.8) | 62.6 (51.4 to 71.9) | 61.3 (50.3 to 71) | 59.1 (49.2 to 68.7) | 58.9 (47.5 to 69) | 61.6 (57.4 to 65.8) | 60.5 (56.5 to 64.6) |
| Zambia | Unmarri ed | 38.4 (19.8 to 59.4) | 62.5 (44.8 to 77.5) | 73.9 (58.7 to 85.4) | 75.7 (62.9 to 85.3) | 75.3 (61.5 to 85.7) | 79.8 (65.6 to 89.3) | 86.2 (73.5 to 93.7) | 62.5 (53.9 to 70.3) | 70.9 (65 to 76.4) |
| Botswana | Married/ in-union | 65.4 (48.9 to 78.4) | 73 (59.5 to 83.7) | 79.7 (68.1 to 88) | 81.8 (71.4 to 89.2) | 79.5 (68.5 to 87.8) | 74.3 (61.1 to 84.4) | 71.6 (56.7 to 83.2) | 77.8 (73.6 to 81.8) | 75.6 (71.3 to 79.4) |
| Botswana | Unmarri ed | 82.6 (63.6 to 92.9) | 87.5 (71.4 to 95.7) | 88.7 (72.7 to 96.5) | 88 (70.9 to 96.5) | 87.6 (69.6 to 96.1) | 86.6 (69.4 to 95.8) | 86.1 (67.5 to 95.4) | 87.9 (81.6 to 92.3) | 88.1 (82.3 to 92.2) |
| Lesotho | Married/ in-union | 56 (43.7 to 67.2) | 73.5 (65 to 80.6) | 78.9 (71.3 to 85.5) | 80 (72.6 to 85.8) | 80 (71.8 to 86.1) | 75.7 (67.4 to 82.5) | 74.3 (64 to 82.2) | 76.8 (73.4 to 79.8) | 74.4 (71 to 77.5) |
| Lesotho | Unmarri ed | 80.5 (64.8 to 91.4) | 86 (76.9 to 92.8) | 87.2 (77.3 to 93.7) | 86.9 (77 to 93.3) | 88.9 (80.2 to 94.9) | 85 (73.6 to 92.6) | 86.6 (74.9 to 94) | 86.1 (82.2 to 89.7) | 86.7 (83.1 to 89.8) |
| Namibia | Married/ in-union | 57.3 (45.2 to 69.2) | 73.7 (64.9 to 82.2) | 77.8 (69.6 to 85.1) | 78.2 (70 to 84.9) | 77 (68.4 to 84.5) | 77.7 (69.4 to 85.3) | 79.9 (71.2 to 86.2) | 77.1 (73.9 to 80.1) | 74.1 (70.7 to 77.2) |
| Namibia | Unmarri ed | 76.9 (59.9 to 88.9) | 82.5 (70.8 to 90.5) | 86.7 (76.6 to 93.7) | 86.9 (77.3 to 93.5) | 90.5 (82.6 to 95.4) | 93.8 (87.2 to 97.4) | 93.8 (87.3 to 97.6) | 85.6 (81.1 to 89.2) | 87.2 (83.6 to 90.4) |
| South Africa | Married/ in-union | 66.3 (52.7 to 78.5) | 69.4 (60.3 to 77.6) | 83.7 (78.2 to 88.6) | 80.6 (74.3 to 85.6) | 84.2 (78.7 to 89) | 81.9 (75.6 to 87) | 76.3 (68.1 to 83.6) | 80.6 (78.1 to 82.9) | 77.3 (74.2 to 80.2) |
| South Africa | Unmarri ed | 77 (67.1 to 85.5) | 81 (74 to 86.8) | 85 (79.3 to 89.9) | 81 (73 to 87.1) | 85.5 (78.7 to 90.7) | 81.4 (71.7 to 89) | 79.3 (68.5 to 88.3) | 81.9 (79 to 84.7) | 82.1 (79.3 to 84.8) |
| Swaziland | Married/ in-union | 69.6 (57.3 to 80.3) | 79.4 (70 to 86.7) | 82.5 (74.1 to 88.4) | 83 (75.7 to 88.8) | 82.1 (74.9 to 88.4) | 72.7 (62.2 to 81.8) | 61.8 (50.7 to 72.8) | 79 (75.7 to 82.1) | 77.1 (73.8 to 80.2) |
| Swaziland | Unmarri ed | 77.7 (61.9 to 90.1) | 88.4 (80.1 to 94.1) | 89.7 (81.4 to 94.8) | 91.9 (85 to 96.2) | 89.3 (80.2 to 94.7) | 92.2 (84.2 to 96.4) | 87.5 (74.9 to 94.7) | 88.3 (84.7 to 91.4) | 89.4 (86.5 to 91.9) |
| Zimbabw e | Married/ in-union | 77.9 (70.6 to 83.8) | 85.7 (81 to 89.6) | 87.3 (82.7 to 90.8) | 87.7 (83.6 to 91.1) | 85.6 (80.9 to 89.4) | 82.2 (76.5 to 86.9) | 77.6 (70.6 to 83.5) | 85 (83.3 to 86.8) | 84 (82.2 to 85.7) |

| | | | | | | | | | | |
|---------------|----------------------|------------------------|------------------------|------------------------|------------------------|------------------------|------------------------|------------------------|------------------------|------------------------|
| Zimbabwe | Unmarried | 64.1 (44.6 to 80.9) | 83.9 (74.3 to 90.6) | 86.4 (78.6 to 92.3) | 91.1 (85.4 to 95.1) | 90.7 (84.2 to 95.1) | 93.4 (88.3 to 96.7) | 86.6 (75.8 to 93.7) | 85.2 (81.5 to 88.2) | 88 (85.3 to 90.4) |
| Benin | Married/ in-union | 14.4 (9.2 to 20.8) | 18.2 (12.5 to 24.5) | 22.5 (16.7 to 28.8) | 24.7 (18.2 to 31.2) | 25.6 (19.3 to 33.2) | 26.8 (20.2 to 34.3) | 27 (19.5 to 34.8) | 23 (20.4 to 25.9) | 22.4 (19.8 to 25.1) |
| Benin | Unmarried | 35.3 (23.2 to 48) | 45.7 (36 to 55.8) | 52.5 (41.5 to 62.1) | 51 (39.3 to 63.1) | 41.6 (27.3 to 55.7) | 50.9 (37.1 to 63.2) | 52.9 (34.6 to 69.1) | 42.3 (35.6 to 48.9) | 47.4 (42.4 to 52.1) |
| Burkina Faso | Married/ in-union | 36.3 (28.6 to 44.7) | 43.4 (36.5 to 50.4) | 46.1 (39.7 to 53.2) | 49.9 (43.3 to 56.3) | 44.3 (37.6 to 51.1) | 42.3 (35.3 to 49.6) | 28.7 (21.8 to 36.8) | 43.8 (41.1 to 46.9) | 42.8 (40.2 to 45.8) |
| Burkina Faso | Unmarried | 50.1 (35.3 to 65.7) | 77.3 (69.6 to 84) | 81.5 (73.5 to 87.8) | 82 (72.1 to 89.8) | 83.3 (70.1 to 91.6) | 74.7 (58.9 to 86.1) | 90 (81.6 to 95.5) | 68.6 (62.4 to 74.6) | 78.5 (74.7 to 82) |
| Cameroon | Married/ in-union | 31.1 (21 to 41) | 36.6 (26.6 to 47.1) | 37.2 (27.8 to 46.9) | 34.8 (24.9 to 44.6) | 36.6 (26.7 to 46.2) | 32.7 (23.9 to 43.1) | 29.7 (20.9 to 39.5) | 35.1 (31.3 to 39.1) | 34.5 (30.9 to 38.4) |
| Cameroon | Unmarried | 59.3 (47.2 to 70.5) | 67.9 (58 to 76.5) | 66.2 (55.9 to 76) | 63.9 (53.6 to 73.8) | 58.9 (47.4 to 68.9) | 52.5 (40.1 to 64.5) | 55.7 (41.8 to 67.8) | 63.4 (58.2 to 68) | 62.9 (58.5 to 67.2) |
| Cape Verde | Married/ in-union | 65.9 (52.9 to 77.3) | 70 (58 to 80.5) | 69.1 (55.8 to 79.4) | 70.8 (59.4 to 80) | 69.1 (57.2 to 78.8) | 64.3 (52 to 75.4) | 58.4 (44.1 to 70.4) | 67.9 (63.1 to 72.4) | 67.5 (63 to 71.7) |
| Cape Verde | Unmarried | 64.5 (39.7 to 84.2) | 74.8 (52.2 to 88.5) | 79.8 (62.6 to 90.5) | 79.5 (58.9 to 90.8) | 74.9 (51.2 to 88.5) | 70.3 (45.8 to 86.5) | 77.9 (55.4 to 91) | 75.6 (66.9 to 82.6) | 76.6 (69.3 to 82.9) |
| Chad | Married/ in-union | 8 (4 to 13.5) | 9.5 (5.6 to 15.5) | 12.6 (7.4 to 19.4) | 14.5 (9 to 21.8) | 13.1 (8.2 to 19.7) | 11.7 (6.8 to 18.6) | 12.3 (6.5 to 20) | 11.6 (9.4 to 14.1) | 11.6 (9.5 to 13.9) |
| Chad | Unmarried | 24.5 (11.4 to 41.1) | 37.9 (24.1 to 52.6) | 52.4 (36.3 to 67.8) | 50.7 (33.2 to 65.8) | 51 (30.4 to 69.8) | 59.9 (37.6 to 77.1) | 41.7 (18.9 to 67.4) | 37.4 (29.2 to 45.8) | 46.5 (38.6 to 53.9) |
| Cote d'Ivoire | Married/ in-union | 17.1 (11.8 to 23.3) | 27.8 (22 to 34.2) | 33.2 (27 to 39) | 32.2 (26 to 37.9) | 39 (32.3 to 46.6) | 29.9 (23.1 to 36.7) | 26.5 (19.6 to 34.2) | 31.4 (28.7 to 34.1) | 29.6 (27.2 to 32.1) |
| Cote d'Ivoire | Unmarried | 46.9 (35.7 to 57.9) | 60.8 (51.9 to 68.8) | 60 (50.7 to 68.8) | 62.4 (52 to 72.7) | 64.2 (52.4 to 74) | 60.4 (45.6 to 72.4) | 59.6 (37.9 to 76.5) | 56.6 (51.7 to 61.5) | 59.6 (55.3 to 63.9) |
| The Gambia | Married/ in-union | 15.9 (8.7 to 25.2) | 24.5 (16 to 35.9) | 29.5 (20 to 40.5) | 33.7 (23.5 to 45.3) | 34.3 (24.1 to 46.5) | 28.7 (19.5 to 39.4) | 26.4 (16.2 to 37.7) | 29.4 (25.4 to 33.5) | 28.2 (24.4 to 32.2) |
| The Gambia | Unmarried | 40.6 (15.7 to 67.3) | 60.9 (38.7 to 78.9) | 74.8 (56.9 to 86.7) | 77.7 (60.2 to 89) | 84 (71.5 to 92.1) | 85.9 (73.1 to 93.2) | 68.8 (41.8 to 87.6) | 67 (56.8 to 76) | 76.8 (69.8 to 82.8) |
| Ghana | Married/ in-union | 29.8 (23.2 to 37.4) | 39.6 (32.7 to 46.4) | 41.7 (34.7 to 48.5) | 42.8 (36.1 to 49.5) | 39.5 (33.1 to 46.1) | 34.8 (28.4 to 42.2) | 31.9 (24.9 to 40.3) | 39.1 (36.3 to 41.9) | 37.3 (34.8 to 39.9) |
| Ghana | Unmarried | 36 (25.4 to 46.8) | 54.1 (45.4 to 62.5) | 57.1 (48.9 to 65) | 56.1 (46.7 to 65.6) | 51.5 (39.7 to 62.6) | 61.1 (49.6 to 71.9) | 59.4 (43.6 to 73.3) | 50.5 (46.2 to 54.9) | 53.9 (50.2 to 57.8) |
| Guinea | Married/ in-union | 13.2 (9.3 to 17.7) | 15.4 (11.2 to 20) | 16.4 (12.3 to 21.3) | 18.6 (14.2 to 23.4) | 18.8 (14.3 to 24) | 15.4 (10.9 to 20.5) | 15 (9.8 to 21.5) | 16.5 (14.6 to 18.4) | 16.1 (14.3 to 17.9) |
| Guinea | Unmarried | 36.1 (21.1 to 52.1) | 47.4 (35.4 to 59.2) | 54.9 (43 to 67.2) | 56.2 (41.4 to 69.6) | 64.9 (49.3 to 78.7) | 59.5 (37.4 to 77.5) | 77 (57.1 to 89.5) | 47.6 (40.9 to 54.7) | 54.4 (48.1 to 60.4) |
| Guinea-Bissau | Married/ in-union | 16.5 (9.6 to 25.2) | 24.7 (16.5 to 34.2) | 28.5 (20.6 to 38.2) | 32 (23.3 to 41.6) | 36.3 (26.8 to 45.7) | 28.4 (19.9 to 37.7) | 21.4 (13.3 to 30.9) | 29.3 (25.6 to 33) | 27.4 (24 to 30.8) |
| Guinea-Bissau | Unmarried | 68.8 (54.5 to 80.2) | 76.9 (66.9 to 84.4) | 81.3 (73.8 to 87) | 83.4 (77.1 to 88.3) | 82 (74.2 to 88.2) | 70.1 (57.4 to 80.3) | 75.1 (58.1 to 86.2) | 75.4 (69.6 to 80.6) | 77.8 (73.8 to 81.1) |
| Liberia | Married/ in-union | 23 (14.8 to 33.4) | 37.7 (27.4 to 47.2) | 44.3 (34 to 55.4) | 43.1 (31.1 to 53.8) | 41.2 (30.7 to 53) | 35.8 (25.9 to 46.2) | 27 (16.9 to 39.1) | 39.1 (34.3 to 43.6) | 36.8 (32.3 to 40.8) |
| Liberia | Unmarried | 43 (25.9 to 62.1) | 55.8 (39.4 to 69.4) | 61.6 (45.1 to 75.8) | 67.3 (50.8 to 81.9) | 57.6 (38.1 to 74.1) | 67.4 (48.1 to 82.2) | 46.2 (21.2 to 70.3) | 53 (43.8 to 62.2) | 58 (50.7 to 65.3) |

| | | | | | | | | | | |
|-----------------------------|----------------------|---------------------------|---------------------------|---------------------------|---------------------------|---------------------------|---------------------------|---------------------------|---------------------------|---------------------------|
| Mali | Married/ in-union | 24.2 (17.9 to 31.5) | 34.1 (27.9 to 41.1) | 36.6 (29.5 to 44.3) | 36.1 (29.8 to 42.9) | 36 (29.8 to 42.6) | 30 (24.2 to 36.7) | 24.3 (17.2 to 32) | 33 (30.2 to 35.8) | 32.2 (29.4 to 34.9) |
| Mali | Unmarri ed | 47.1 (27 to 68.1) | 68.9 (55.5 to 81.5) | 75 (60 to 85.8) | 80.5 (66.4 to 89.8) | 76.8 (59 to 89.6) | 78.9 (61.1 to 91.5) | 85.2 (69.3 to 94.8) | 61.4 (50 to 71.7) | 73.9 (67.2 to 79.5) |
| Mauritani a | Married/ in-union | 19.1 (12.9 to 26.3) | 31.1 (23.9 to 39.5) | 34.9 (27.1 to 43.3) | 36.5 (29.2 to 44.3) | 29.5 (21.9 to 38.1) | 25.2 (18.4 to 32.3) | 18.7 (12.7 to 26.1) | 29.9 (26.9 to 33) | 28.6 (25.8 to 31.5) |
| Mauritani a | Unmarri ed | 24.1 (8.2 to 52.7) | 42 (21 to 65.7) | 61.2 (39.6 to 80.6) | 51.8 (26.8 to 72.9) | 61.7 (37.4 to 82.6) | 64.4 (40.8 to 82.9) | 91.5 (82.7 to 96.6) | 50.8 (38.8 to 61.3) | 58 (46.6 to 67.7) |
| Niger | Married/ in-union | 33.5 (25 to 42.4) | 48.8 (40 to 57.4) | 54.9 (47.1 to 63.2) | 53.1 (44.2 to 60.9) | 46.4 (37.7 to 54.8) | 35 (27.2 to 43) | 19.3 (13 to 26.9) | 45.5 (42 to 49) | 43.8 (40.5 to 47.2) |
| Niger | Unmarri ed | 33.7 (13.5 to 59.7) | 67.8 (53.8 to 79.3) | 58.4 (41.7 to 74) | 77.9 (66 to 86.4) | 71 (50.1 to 85.4) | 51.5 (24.6 to 76.3) | 71.1 (43.1 to 87.7) | 61.7 (52.6 to 71) | 67.7 (60.6 to 74.5) |
| Nigeria | Married/ in-union | 15.2 (10.2 to 21.9) | 25.3 (19.1 to 32.4) | 35.4 (28.8 to 42.2) | 37.4 (31.2 to 44.6) | 37.7 (31.3 to 43.9) | 36.6 (30.4 to 43) | 37.3 (30.8 to 44.4) | 33.7 (31 to 36.2) | 32.6 (30 to 35) |
| Nigeria | Unmarri ed | 58.2 (45.1 to 69.2) | 61.1 (52 to 69) | 67.4 (60 to 73.9) | 65.1 (56.2 to 72.3) | 61.5 (51.7 to 70) | 53.2 (40.9 to 65) | 52.7 (38.8 to 65.9) | 61.5 (56.4 to 66.2) | 62.2 (58.6 to 65.8) |
| Sao Tome and Principe | Married/ in-union | 44.7 (32.2 to 57.7) | 59.3 (49 to 69.3) | 59.4 (48.7 to 69.6) | 59.5 (50 to 68.6) | 56.1 (45.8 to 65.8) | 54.6 (43.9 to 64.6) | 39.9 (28.2 to 53.2) | 56.1 (51.6 to 60.6) | 54.4 (50 to 58.8) |
| Sao Tome and Principe | Unmarri ed | 64.4 (43.9 to 81) | 68 (51.3 to 82) | 67.3 (51 to 81) | 61.2 (42.4 to 76.8) | 66.8 (47 to 82.4) | 62.9 (43.8 to 79.8) | 66.3 (41.7 to 84.9) | 66 (58.5 to 73.2) | 65.9 (59 to 72.7) |
| Senegal | Married/ in-union | 22.1 (15.1 to 29.9) | 42.7 (35.3 to 50.4) | 52.4 (45.2 to 59.7) | 55.6 (48.7 to 62.2) | 55.5 (49.1 to 62.3) | 52.1 (45.5 to 59) | 44.7 (36.6 to 52.8) | 50 (47.1 to 52.8) | 47.6 (44.7 to 50.3) |
| Senegal | Unmarri ed | 48.8 (28.3 to 67.7) | 64.8 (52.3 to 76.1) | 75.2 (65 to 83.8) | 79.7 (69.7 to 87.3) | 79.6 (67.5 to 88.5) | 89.4 (81 to 94.7) | 92.2 (85.3 to 96.4) | 71.3 (65.5 to 76.4) | 78.9 (74.5 to 82.6) |
| Sierra Leone | Married/ in-union | 25.6 (17.6 to 34.8) | 36.6 (28.5 to 45.3) | 40.4 (32.1 to 49.1) | 41.4 (33.9 to 49.3) | 39.3 (31.9 to 47.7) | 32.6 (25.3 to 40.6) | 25.8 (17.8 to 34.6) | 37 (33.7 to 40.5) | 35.3 (32.1 to 38.6) |
| Sierra Leone | Unmarri ed | 65.2 (51.4 to 76.4) | 77.4 (69 to 84.2) | 81.4 (74.2 to 87.1) | 81.4 (73.1 to 87.6) | 73.1 (60 to 82) | 67.6 (50.8 to 81.4) | 68.2 (49.1 to 83.6) | 73.5 (67.5 to 78.6) | 76 (72 to 79.7) |
| Togo | Married/ in-union | 20.1 (11.8 to 29.9) | 30.1 (20.4 to 40.4) | 35.3 (25.2 to 46.6) | 35.1 (24.7 to 46.3) | 33.4 (22.8 to 45.5) | 34.1 (24 to 44.8) | 30.4 (19.5 to 44.2) | 33.2 (28.8 to 38) | 31.3 (27.2 to 35.6) |
| Togo | Unmarri ed | 53.8 (35.1 to 70.6) | 62.1 (46.6 to 74.8) | 66.3 (50.5 to 78.4) | 63.7 (44.9 to 78.5) | 56 (36 to 72.9) | 59.4 (37.6 to 78.1) | 59.7 (34.2 to 79.4) | 60 (50.9 to 68.7) | 62 (54.9 to 68.6) |
| American Samoa | Married/ in-union | 51.7 (36.7 to 65.8) | 65.2 (50.6 to 77.6) | 70.6 (57 to 81.4) | 73.7 (61.6 to 83.2) | 75.5 (63.3 to 85.3) | 76.4 (64.9 to 85.3) | 78.8 (68 to 87.1) | 73.3 (68.6 to 77.4) | 70.1 (65.5 to 74.6) |
| American Samoa | Unmarri ed | 42.3 (17.4 to 65.9) | 49 (23.4 to 69.6) | 55.8 (29.7 to 74.8) | 65.5 (43.4 to 80.6) | 69.3 (46.8 to 83.1) | 73.4 (53.7 to 86.6) | 80 (63.3 to 89.6) | 58.5 (47.7 to 68.3) | 65.4 (56 to 73.2) |
| Bermuda | Married/ in-union | 78.4 (67 to 87.2) | 82.8 (73.1 to 90) | 86.6 (78.6 to 92.3) | 87.3 (80 to 92.8) | 87.3 (80.1 to 92.6) | 85.8 (77.2 to 91.9) | 84.8 (75.1 to 91.3) | 86 (82.8 to 88.8) | 84.7 (81.3 to 87.6) |
| Bermuda | Unmarri ed | 79.7 (55.1 to 93.4) | 80.6 (55.5 to 93.7) | 87.5 (70.8 to 95.7) | 88.8 (72.8 to 96.1) | 90.1 (77 to 96.2) | 91.1 (77.7 to 97) | 92.1 (79.3 to 97.5) | 88.4 (83.1 to 92.2) | 88.3 (82.8 to 92.1) |
| Cook Islands | Married/ in-union | 68.9 (55.6 to 80.2) | 72.9 (60.9 to 82.8) | 75.4 (64.9 to 84.7) | 75.5 (63.6 to 84.9) | 76.3 (65 to 84.8) | 80.1 (70.6 to 89.1) | 82.2 (72.8 to 89.1) | 77.6 (73.3 to 81.3) | 75.9 (72.2 to 79.5) |
| Cook Islands | Unmarri ed | 57.3 (34 to 74.5) | 57.3 (34 to 75.8) | 60.9 (38.2 to 76.9) | 65.1 (42.4 to 81) | 68 (44.7 to 82.6) | 76.5 (55.6 to 87.5) | 82.6 (65.2 to 91.4) | 65.3 (56.3 to 72.8) | 68.5 (60.3 to 75.5) |
| Greenland | Married/ in-union | 60 (45.5 to 73.1) | 71.3 (58 to 82) | 72.6 (60.3 to 82.6) | 74.5 (63.6 to 83.6) | 77.4 (66.5 to 86.5) | 77.8 (66.8 to 86.4) | 75.2 (62.5 to 84.9) | 75 (70.2 to 79.1) | 72.4 (67.7 to 76.5) |

| | | | | | | | | | | |
|--------------------------|----------------------|------------------------|------------------------|------------------------|------------------------|------------------------|------------------------|------------------------|------------------------|------------------------|
| Greenland | Unmarried | 69.8 (43.1 to 88) | 74.1 (51.5 to 88.9) | 73 (49.9 to 87.7) | 75.7 (53.6 to 89.9) | 74 (50.3 to 89.9) | 77.8 (55.2 to 91.3) | 95.2 (91 to 97.7) | 75.2 (65.7 to 82.8) | 76.3 (67.3 to 82.8) |
| Guam | Married/ in-union | 62 (46.6 to 75.6) | 73.2 (61.2 to 83.4) | 77.4 (65.9 to 86.1) | 80 (69.9 to 87.6) | 81.4 (72.1 to 88.6) | 81.9 (72.7 to 88.9) | 83.7 (75 to 89.8) | 79.9 (76 to 83.3) | 76.9 (72.9 to 80.4) |
| Guam | Unmarried | 50.3 (25.1 to 70.4) | 56.2 (30.8 to 74.6) | 61.9 (36.9 to 78.6) | 71.1 (50.8 to 83.6) | 74.6 (56.5 to 86) | 78.1 (61.2 to 87.9) | 83.9 (68.8 to 92) | 66.9 (58.2 to 73.9) | 71.1 (63.5 to 77.3) |
| Monaco | Married/ in-union | 88.4 (81.4 to 93.4) | 89.9 (83.6 to 94.2) | 87.9 (81.5 to 92.6) | 85.7 (77.1 to 91.6) | 85.2 (77.6 to 91) | 79.2 (68.2 to 87.3) | 76.8 (65.7 to 85.8) | 82.6 (78.9 to 85.9) | 85.6 (82.8 to 88) |
| Monaco | Unmarried | 89 (73 to 96.1) | 93.6 (86.1 to 97.3) | 92.3 (82.5 to 97) | 94.9 (89.2 to 97.7) | 92.2 (81.7 to 96.6) | 94 (88.1 to 97) | 96.7 (94.3 to 98.2) | 93.4 (90.6 to 95.3) | 93.6 (90.9 to 95.4) |
| Nauru | Married/ in-union | 30.9 (17.9 to 44.7) | 31.1 (19.1 to 44.8) | 41.4 (28.5 to 54.6) | 50.8 (36.9 to 63.5) | 58.6 (45.5 to 70.3) | 69.7 (57.6 to 79.5) | 73.4 (61.3 to 82.4) | 51 (45.8 to 56.3) | 48.8 (44 to 53.6) |
| Nauru | Unmarried | 19.4 (6.8 to 34.7) | 17.2 (6.3 to 31.1) | 26.1 (11.1 to 43.8) | 40.2 (22.1 to 56.4) | 52.7 (33.3 to 68.2) | 65.3 (46.8 to 78.6) | 74.4 (58.7 to 85) | 35 (27.2 to 43.8) | 42.3 (34.2 to 50.9) |
| Niue | Married/ in-union | 53.4 (38.1 to 68.6) | 66.7 (51.8 to 78.3) | 71.9 (58.9 to 82.2) | 74.9 (62.3 to 84.2) | 76.5 (65.4 to 85.3) | 77.4 (67.2 to 86.4) | 79.7 (68.8 to 87.8) | 75.1 (70.5 to 78.9) | 71.3 (66.7 to 75.5) |
| Niue | Unmarried | 43.3 (17.9 to 65.4) | 50.6 (27.4 to 70.7) | 56.8 (32.1 to 76.3) | 65.7 (43.4 to 80.8) | 70.7 (51.1 to 83.3) | 74.4 (56.6 to 86.2) | 81.1 (63.3 to 90.7) | 61.9 (52.3 to 69.9) | 66.4 (58.1 to 73.5) |
| Northern Mariana Islands | Married/ in-union | 56 (40.6 to 70.5) | 68.8 (56.5 to 80) | 73.7 (61.5 to 83.2) | 76.7 (65.7 to 85.6) | 77.7 (66.6 to 86.9) | 78.7 (67.7 to 86.9) | 80.8 (71 to 88.2) | 76.3 (71.5 to 80.1) | 73 (68.8 to 76.9) |
| Northern Mariana Islands | Unmarried | 46.4 (21.7 to 68.2) | 52.5 (28.7 to 71.8) | 58.4 (31.7 to 76.4) | 67 (45.6 to 81.9) | 71.5 (52.2 to 83.8) | 75.3 (55 to 86.4) | 81.3 (64.8 to 90.8) | 61.8 (51.7 to 70.4) | 67.5 (59.3 to 74.5) |
| Palau | Married/ in-union | 52.9 (36.8 to 67.1) | 66.7 (52.8 to 78.8) | 71.9 (58.5 to 82.2) | 74.7 (62.7 to 84.2) | 76.3 (64.8 to 85.4) | 77.1 (66 to 86) | 79.5 (68.1 to 87.8) | 75.5 (70.8 to 80) | 71.1 (66.5 to 75.5) |
| Palau | Unmarried | 42.9 (18 to 66.5) | 50.4 (23.3 to 70.6) | 56.1 (30.9 to 74.7) | 65.8 (43.8 to 80.7) | 69.7 (48.1 to 82.9) | 73.2 (52.6 to 85.6) | 80.9 (64.6 to 90.4) | 63.4 (53.7 to 71.3) | 65.9 (56.8 to 73.1) |
| Puerto Rico | Married/ in-union | 75.6 (65.3 to 84.2) | 77.8 (67.9 to 85.4) | 84.5 (76.5 to 90.2) | 87.1 (80.5 to 92.1) | 87.6 (80.8 to 92.4) | 87.1 (80.5 to 92.3) | 88.1 (81.2 to 92.8) | 85.8 (83.1 to 88.1) | 83.7 (80.7 to 86.2) |
| Puerto Rico | Unmarried | 72.9 (55.2 to 84.7) | 77.4 (60.4 to 87.6) | 81.3 (65.8 to 91) | 87.6 (75.6 to 93.7) | 90.5 (80.1 to 95.7) | 96.2 (92.3 to 98) | 96.5 (92.4 to 98.6) | 87.5 (83.9 to 90.4) | 88.2 (84.8 to 91) |
| Saint Kitts and Nevis | Married/ in-union | 69.8 (55.4 to 81.5) | 76.5 (64.5 to 85.8) | 81.3 (71.6 to 88.7) | 82.6 (72.5 to 90) | 82.6 (72.7 to 89.9) | 80.5 (69.8 to 88.5) | 79.8 (69.8 to 88) | 80.8 (76.9 to 84.3) | 78.9 (75 to 82.4) |
| Saint Kitts and Nevis | Unmarried | 73.1 (46.1 to 89.6) | 76.2 (50.5 to 91.4) | 83.3 (64.4 to 93.5) | 85.5 (68.2 to 94.4) | 86.9 (70.1 to 95.1) | 88.2 (72.8 to 95.7) | 89.6 (72.2 to 96.7) | 83.9 (77.3 to 89) | 84.6 (78.3 to 89.4) |
| San Marino | Married/ in-union | 87.4 (80 to 92.6) | 89.3 (82.3 to 94) | 86.9 (79.4 to 92.4) | 84.3 (75.5 to 90.9) | 84.1 (75.3 to 90.4) | 77.7 (67.3 to 86.4) | 75.4 (62.4 to 84.8) | 81 (76.5 to 84.7) | 84.5 (81.6 to 87.2) |
| San Marino | Unmarried | 88.4 (72.7 to 95.5) | 93 (83.5 to 97) | 91.8 (80 to 97) | 94.5 (88 to 97.4) | 91.7 (81 to 96.4) | 93.9 (88.8 to 96.8) | 96.5 (94.1 to 98.1) | 93.1 (90 to 95.1) | 93.1 (90.3 to 95.1) |
| Tokelau | Married/ in-union | 45.2 (29.9 to 60.9) | 59.6 (43.1 to 73.3) | 65.4 (51.2 to 77.8) | 69.1 (55.8 to 80.2) | 70.9 (56.9 to 81.5) | 71.9 (58.9 to 81.3) | 74.9 (63.1 to 84.2) | 68.9 (63.9 to 73.9) | 65.1 (60 to 69.9) |
| Tokelau | Unmarried | 38.3 (15.1 to 62.4) | 44.8 (21.6 to 66.5) | 51.5 (26.4 to 72.4) | 61.3 (36.1 to 78) | 65.4 (40.5 to 81.3) | 69.3 (48.8 to 83.3) | 77.2 (55.6 to 89.2) | 55.4 (44.1 to 65.4) | 61.4 (51.1 to 69.9) |
| Tuvalu | Married/ in-union | 34.6 (21 to 50.8) | 40 (26.3 to 55.4) | 45.9 (31.8 to 59.5) | 43.1 (29.7 to 56.1) | 53.2 (39.7 to 65.2) | 52.9 (40 to 65.7) | 52.1 (39.1 to 66) | 47.8 (42.2 to 53.5) | 45.8 (40.7 to 51.2) |
| Tuvalu | Unmarried | 30.4 (12.5 to 50.8) | 23.1 (8.6 to 41.2) | 44.3 (26.6 to 62.1) | 35.3 (16.5 to 53.4) | 47.5 (24.7 to 67.2) | 52.2 (28.9 to 71.1) | 47.9 (21.5 to 70.9) | 36.4 (27.5 to 45.7) | 41.8 (33 to 51.4) |

| | | | | | | | | | | |
|----------------------|------------------|------------------------|------------------------|------------------------|------------------------|------------------------|------------------------|------------------------|------------------------|------------------------|
| Virgin Islands, U.S. | Married/in-union | 78.7 (66.7 to 87.5) | 83.2 (73.5 to 90.6) | 86.8 (79 to 92.3) | 87.9 (80.5 to 93.1) | 87.5 (80.2 to 92.8) | 86.2 (77.7 to 92) | 84.8 (76.1 to 91.4) | 86.2 (83.3 to 88.9) | 85 (81.6 to 87.6) |
| Virgin Islands, U.S. | Unmarried | 79.3 (50.3 to 93.2) | 81 (59.4 to 93.6) | 86.9 (70.5 to 95.4) | 89.4 (75.6 to 96.2) | 90.2 (77.4 to 96.4) | 91.1 (78.2 to 96.9) | 91.9 (79.5 to 97.4) | 87.9 (82.5 to 92.1) | 88.3 (83.4 to 92.2) |
| South Sudan | Married/in-union | 6.2 (3 to 10.9) | 7.5 (4.1 to 12.2) | 9.2 (5.3 to 14.8) | 7.7 (4 to 12.6) | 6.3 (3.2 to 10.6) | 6.4 (3.1 to 11.1) | 9.4 (4.7 to 15.9) | 7.5 (6 to 9.4) | 7.4 (5.9 to 9.3) |
| South Sudan | Unmarried | 21.2 (6.5 to 44.3) | 28.4 (11 to 47.9) | 36.1 (15.9 to 55.3) | 34.2 (14.5 to 55.6) | 33.6 (14.5 to 52.5) | 38.1 (17 to 57.4) | 57.3 (32.7 to 75.5) | 29.7 (19.2 to 41.7) | 34.7 (25.3 to 44.1) |
| Sudan | Married/in-union | 20.9 (13 to 30) | 28.4 (20.1 to 38.2) | 33.4 (25 to 42.9) | 31.5 (23.3 to 41.5) | 31.7 (23.7 to 41.2) | 28.1 (20.4 to 37.4) | 23.5 (15.8 to 32.4) | 29.8 (26.1 to 33.8) | 28.8 (25.3 to 32.3) |
| Sudan | Unmarried | 6.7 (1.4 to 21.4) | 10.8 (2.6 to 28.8) | 14 (3.3 to 36.6) | 13 (3.1 to 32.1) | 26.4 (6.8 to 57.5) | 49.8 (19.8 to 79.1) | 54.7 (23.7 to 82) | 15.4 (8.6 to 25.3) | 22.4 (13 to 35.6) |