



































Input Pillar: Project Delivery

Domain: PD-01 Project Planning & Specification
















PD-01-PPS
















CODE	CAPABILITY	DOMAIN										INPUT PILLAR				
PD-01-PPS-01	PPS-01 Integrated & Intelligent Design Program	PD-01 Smart Building Specification										Project Delivery				
LEVEL OF INTELLIGENCE INDICATORS		IMPACT/ OUTCOME PILLARS & DOMAINS														
		EFI-01 Reduced Project Delivery Time and Cost 	EFI-02 Savings from Facility and Asset Management 	EFI-03 Savings from Higher Water and Energy Efficiency 	EFI-04 Increased Appraisal Value and ROI 	EFI-05 Savings from Capital Expenditure 	SBI-01 Increased Safety, Security, and Emergency Response 	SBI-02 Increased Access to Information and Occupants Control 	SBI-03 Increased Comfort and Convenience 	SBI-04 Improved Equity, Diversity, and Inclusion 	SBI-05 Increased Productivity, Health and Wellbeing 	ENVI-01 Reduced Waste Generation 	ENVI-02 Increased Use of Renewables and Grid Stability 	ENVI-03 Efficient Use of Natural Resources 	ENVI-04 Improved Environmental Impacts 	ENVI-05 Increased Water Efficiency and Demand Control 
level 0	None	0	0	0	0	0	0	0	0	0	0	0	0	0	0	
level 1	Conventional design program	0	0	0	0	0	0	0	0	0	0	0	0	0	0	
level 2	Integrated design program	+	0	0	+	+	0	0	0	0	0	+	0	+	+	0
level 3	Level 2 + Incorporating owners' general/operational requirements specification	++	0	0	++	++	0	0	0	0	0	++	0	++	++	0
level 4	Level 3 + Incorporating intended technology execution plans	+++	0	0	+++	+++	0	0	0	0	0	+++	0	+++	+++	0















CODE	CAPABILITY	DOMAIN										INPUT PILLAR				
PD-01-PPS-02	PPS-02 Project Delivery Systems	PD-01 Smart Building Specification										Project Delivery				
LEVEL OF INTELLIGENCE INDICATORS		IMPACT/ OUTCOME PILLARS & DOMAINS														
		EFI-01 Reduced Project Delivery Time and Cost 	EFI-02 Savings from Facility and Asset Management 	EFI-03 Savings from Higher Water and Energy Efficiency 	EFI-04 Increased Appraisal Value and ROI 	EFI-05 Savings from Capital Expenditure 	SBI-01 Increased Safety, Security, and Emergency Response 	SBI-02 Increased Access to Information and Occupants Control 	SBI-03 Increased Comfort and Convenience 	SBI-04 Improved Equity, Diversity, and Inclusion 	SBI-05 Increased Productivity, Health and Wellbeing 	ENVI-01 Reduced Waste Generation 	ENVI-02 Increased Use of Renewables and Grid Stability 	ENVI-03 Efficient Use of Natural Resources 	ENVI-04 Improved Environmental Impacts 	ENVI-05 Increased Water Efficiency and Demand Control 
level 0	None	0	0	0	0	0	0	0	0	0	0	0	0	0	0	
level 1	Fragmented system	0	0	0	0	0	0	0	0	0	0	0	0	0	0	
level 2	Semi-integrated system	+	0	0	0	+	0	0	0	0	+	0	+	+	0	
level 3	Integrated system	++	0	0	0	++	0	0	0	0	++	0	++	++	0	
level 4	//	0	0	0	0	0	0	0	0	0	0	0	0	0	0	

CODE	CAPABILITY	DOMAIN										INPUT PILLAR				
PD-01-PPS-03	PPS-03 Intelligent Technology Adoption Roadmap	PD-01 Smart Building Specification										Project Delivery				
LEVEL OF INTELLIGENCE INDICATORS		IMPACT/ OUTCOME PILLARS & DOMAINS														
		EFI-01 Reduced Project Delivery Time and Cost 	EFI-02 Savings from Facility and Asset Management 	EFI-03 Savings from Higher Water and Energy Efficiency 	EFI-04 Increased Appraisal Value and ROI 	EFI-05 Savings from Capital Expenditure 	SBI-01 Increased Safety, Security, and Emergency Response 	SBI-02 Increased Access to Information and Occupants Control 	SBI-03 Increased Comfort and Convenience 	SBI-04 Improved Equity, Diversity, and Inclusion 	SBI-05 Increased Productivity, Health and Wellbeing 	ENVI-01 Reduced Waste Generation 	ENVI-02 Increased Use of Renewables and Grid Stability 	ENVI-03 Efficient Use of Natural Resources 	ENVI-04 Improved Environmental Impacts 	ENVI-05 Increased Water Efficiency and Demand Control 
level 0	None	0	0	0	0	0	0	0	0	0	0	0	0	0	0	
level 1	Separated technology execution plans	0	0	0	0	0	0	0	0	0	0	0	0	0	0	
level 2	Integrated technology execution masterplan	0	+	0	+	+	0	+	0	0	0	0	0	0	0	
level 3	Holistic roadmap for technology adoption	0	++	0	++	++	0	++	0	0	0	0	0	0	0	

level 4	Control program (with KPIs) to track progress and revise the roadmap	0	+++	0	+++	+++	0	+++	0	0	0	0	0	0	0	0
---------	--	---	-----	---	-----	-----	---	-----	---	---	---	---	---	---	---	---

CODE	CAPABILITY	DOMAIN										INPUT PILLAR				
PD-01-PPS-04	PPS-04 Asset Management Planning	PD-01 Smart Building Specification										Project Delivery				
LEVEL OF INTELLIGENCE INDICATORS		IMPACT/ OUTCOME PILLARS & DOMAINS														
		EFI-01 Reduced Project Delivery Time and Cost 	EFI-02 Savings from Facility and Asset Management 	EFI-03 Savings from Higher Water and Energy Efficiency 	EFI-04 Increased Appraisal Value and ROI 	EFI-05 Savings from Capital Expenditure 	SBI-01 Increased Safety, Security, and Emergency Response 	SBI-02 Increased Access to Information and Occupants Control 	SBI-03 Increased Comfort and Convenience 	SBI-04 Improved Equity, Diversity, and Inclusion 	SBI-05 Increased Productivity, Health and Wellbeing 	ENVI-01 Reduced Waste Generation 	ENVI-02 Increased Use of Renewables and Grid Stability 	ENVI-03 Efficient Use of Natural Resources 	ENVI-04 Improved Environmental Impacts 	ENVI-05 Increased Water Efficiency and Demand Control 
level 0	None	0	0	0	0	0	0	0	0	0	0	0	0	0	0	0
level 1	O&M planning	0	0	0	0	0	0	0	0	0	0	0	0	0	0	0
level 2	Level 1 + SAMP	0	+	+	0	+	0	+	0	0	0	+	0	+	0	+
level 3	Level 2 + capital planning & decision making	0	++	++	0	++	0	++	0	0	0	++	0	++	0	++
level 4	//	0	0	0	0	0	0	0	0	0	0	0	0	0	0	0

CODE	CAPABILITY	DOMAIN										INPUT PILLAR				
PD-01-PPS-05	PPS-05 Operation and Maintenance Strategy	PD-01 Smart Building Specification										Project Delivery				
LEVEL OF INTELLIGENCE INDICATORS		IMPACT/ OUTCOME PILLARS & DOMAINS														
		EFI-01 Reduced Project Delivery Time and Cost 	EFI-02 Savings from Facility and Asset Management 	EFI-03 Savings from Higher Water and Energy Efficiency 	EFI-04 Increased Appraisal Value and ROI 	EFI-05 Savings from Capital Expenditure 	SBI-01 Increased Safety, Security, and Emergency Response 	SBI-02 Increased Access to Information and Occupants Control 	SBI-03 Increased Comfort and Convenience 	SBI-04 Improved Equity, Diversity, and Inclusion 	SBI-05 Increased Productivity, Health and Wellbeing 	ENVI-01 Reduced Waste Generation 	ENVI-02 Increased Use of Renewables and Grid Stability 	ENVI-03 Efficient Use of Natural Resources 	ENVI-04 Improved Environmental Impacts 	ENVI-05 Increased Water Efficiency and Demand Control 
level 0	None	0	0	0	0	0	0	0	0	0	0	0	0	0	0	0
level 1	Reactive O&M strategy	0	0	0	0	0	0	0	0	0	0	0	0	0	0	0
level 2	Preventive O&M strategy	0	+	+	0	+	0	+	0	0	0	+	0	+	0	+
level 3	Performance-based O&M strategy	0	++	++	0	++	0	++	0	0	0	++	0	++	0	++
level 4	//	0	0	0	0	0	0	0	0	0	0	0	0	0	0	S

CODE	CAPABILITY	DOMAIN										INPUT PILLAR				
PD-01-PPS-06	PPS-06 Physical Systems Specification and Plan	PD-01 Smart Building Specification										Project Delivery				
LEVEL OF INTELLIGENCE INDICATORS		IMPACT/ OUTCOME PILLARS & DOMAINS														
		EFI-01 Reduced Project Delivery Time and Cost 	EFI-02 Savings from Facility and Asset Management 	EFI-03 Savings from Higher Water and Energy Efficiency 	EFI-04 Increased Appraisal Value and ROI 	EFI-05 Savings from Capital Expenditure 	SBI-01 Increased Safety, Security, and Emergency Response 	SBI-02 Increased Access to Information and Occupants Control 	SBI-03 Increased Comfort and Convenience 	SBI-04 Improved Equity, Diversity, and Inclusion 	SBI-05 Increased Productivity, Health and Wellbeing 	ENVI-01 Reduced Waste Generation 	ENVI-02 Increased Use of Renewables and Grid Stability 	ENVI-03 Efficient Use of Natural Resources 	ENVI-04 Improved Environmental Impacts 	ENVI-05 Increased Water Efficiency and Demand Control 
level 0	None	0	0	0	0	0	0	0	0	0	0	0	0	0	0	0
level 1	System's characteristics and elements specification	0	0	0	0	0	0	0	0	0	0	0	0	0	0	0
level 2	Level 1 + digital panel and interoperability specification	0	+	0	+	+	0	+	0	0	0	+	+	+	+	+
level 3	Level 2 + commissioning guideline	0	++	0	++	++	0	++	0	0	0	++	++	++	++	++
level 4	Level 3 + management and optimization plan	0	+++	0	+++	+++	0	+++	0	0	0	+++	+++	+++	+++	+++

Input Pillar: Project Delivery

Domain: PD-02 Data Management Framework

PD-02-DMF

CODE	CAPABILITY	DOMAIN										INPUT PILLAR				
PD-02-DMF-01	DMF-01 Information Management Plan	PD-02 Data Management Framework										Project Delivery				
LEVEL OF INTELLIGENCE INDICATORS		IMPACT/ OUTCOME PILLARS & DOMAINS														
		EFI-01 Reduced Project Delivery Time and Cost 	EFI-02 Savings from Facility and Asset Management 	EFI-03 Savings from Higher Water and Energy Efficiency 	EFI-04 Increased Appraisal Value and ROI 	EFI-05 Savings from Capital Expenditure 	SBI-01 Increased Safety, Security, and Emergency Response 	SBI-02 Increased Access to Information and Occupants Control 	SBI-03 Increased Comfort and Convenience 	SBI-04 Improved Equity, Diversity, and Inclusion 	SBI-05 Increased Productivity, Health and Wellbeing 	ENVI-01 Reduced Waste Generation 	ENVI-02 Increased Use of Renewables and Grid Stability 	ENVI-03 Efficient Use of Natural Resources 	ENVI-04 Improved Environmental Impacts 	ENVI-05 Increased Water Efficiency and Demand Control
level 0	None	0	0	0	0	0	0	0	0	0	0	0	0	0	0	
level 1	System-based information management	+	0	0	0	+	0	+	0	+	0	0	0	0	0	
level 2	Organization's data flow map	++	0	0	0	++	0	++	0	++	0	0	0	0	0	
level 3	Enterprise data management	+++	0	0	0	+++	0	+++	0	+++	0	0	0	0	0	
level 4	//	0	0	0	0	0	0	0	0	0	0	0	0	0	0	

CODE	CAPABILITY	DOMAIN										INPUT PILLAR				
PD-02-DMF-02	DMF-02 Specification and Use of Common Data Environment (CDE)	PD-02 Data Management Framework										Project Delivery				
LEVEL OF INTELLIGENCE INDICATORS		IMPACT/ OUTCOME PILLARS & DOMAINS														
		EFI-01 Reduced Project Delivery Time and Cost 	EFI-02 Savings from Facility and Asset Management 	EFI-03 Savings from Higher Water and Energy Efficiency 	EFI-04 Increased Appraisal Value and ROI 	EFI-05 Savings from Capital Expenditure 	SBI-01 Increased Safety, Security, and Emergency Response 	SBI-02 Increased Access to Information and Occupants Control 	SBI-03 Increased Comfort and Convenience 	SBI-04 Improved Equity, Diversity, and Inclusion 	SBI-05 Increased Productivity, Health and Wellbeing 	ENVI-01 Reduced Waste Generation 	ENVI-02 Increased Use of Renewables and Grid Stability 	ENVI-03 Efficient Use of Natural Resources 	ENVI-04 Improved Environmental Impacts 	ENVI-05 Increased Water Efficiency and Demand Control
level 0	None	0	0	0	0	0	0	0	0	0	0	0	0	0	0	
level 1	Document based file sharing and information exchange	0	0	0	0	0	0	0	0	0	0	0	0	0	0	
level 2	Project-based conventional EDMS	+	+	0	0	0	+	0	+	0	0	0	0	0	0	
level 3	Partially integrated CDE	++	++	0	0	0	++	0	++	0	0	0	0	0	0	
level 4	Fully integrated life cycle CDE	+++	+++	0	0	0	+++	0	+++	0	0	0	0	0	0	

CODE	CAPABILITY	DOMAIN										INPUT PILLAR				
PD-02-DMF-03	DMF-03 Data QA/QC Plan	PD-02 Data Management Framework										Project Delivery				
LEVEL OF INTELLIGENCE INDICATORS		IMPACT/ OUTCOME PILLARS & DOMAINS														
		EFI-01 Reduced Project Delivery Time and Cost 	EFI-02 Savings from Facility and Asset Management 	EFI-03 Savings from Higher Water and Energy Efficiency 	EFI-04 Increased Appraisal Value and ROI 	EFI-05 Savings from Capital Expenditure 	SBI-01 Increased Safety, Security, and Emergency Response 	SBI-02 Increased Access to Information and Occupants Control 	SBI-03 Increased Comfort and Convenience 	SBI-04 Improved Equity, Diversity, and Inclusion 	SBI-05 Increased Productivity, Health and Wellbeing 	ENVI-01 Reduced Waste Generation 	ENVI-02 Increased Use of Renewables and Grid Stability 	ENVI-03 Efficient Use of Natural Resources 	ENVI-04 Improved Environmental Impacts 	ENVI-05 Increased Water Efficiency and Demand Control
level 0	None	0	0	0	0	0	0	0	0	0	0	0	0	0	0	
level 1	Data QA specification	+	+	0	0	0	0	+	0	0	0	0	0	0	0	
level 2	Level 1 + data QC technical procedures	++	++	0	0	0	++	0	0	0	0	0	0	0	0	
level 3	Level 2 + QA/QC workflow agreement	+++	+++	0	0	0	+++	0	+++	0	0	0	0	0	0	

